

# WIRING DIAGRAMS

High **PROTEC** | PROTECTION TECHNOLOGY  
MADE SIMPLE

**MCDGV4** | Generator Protection

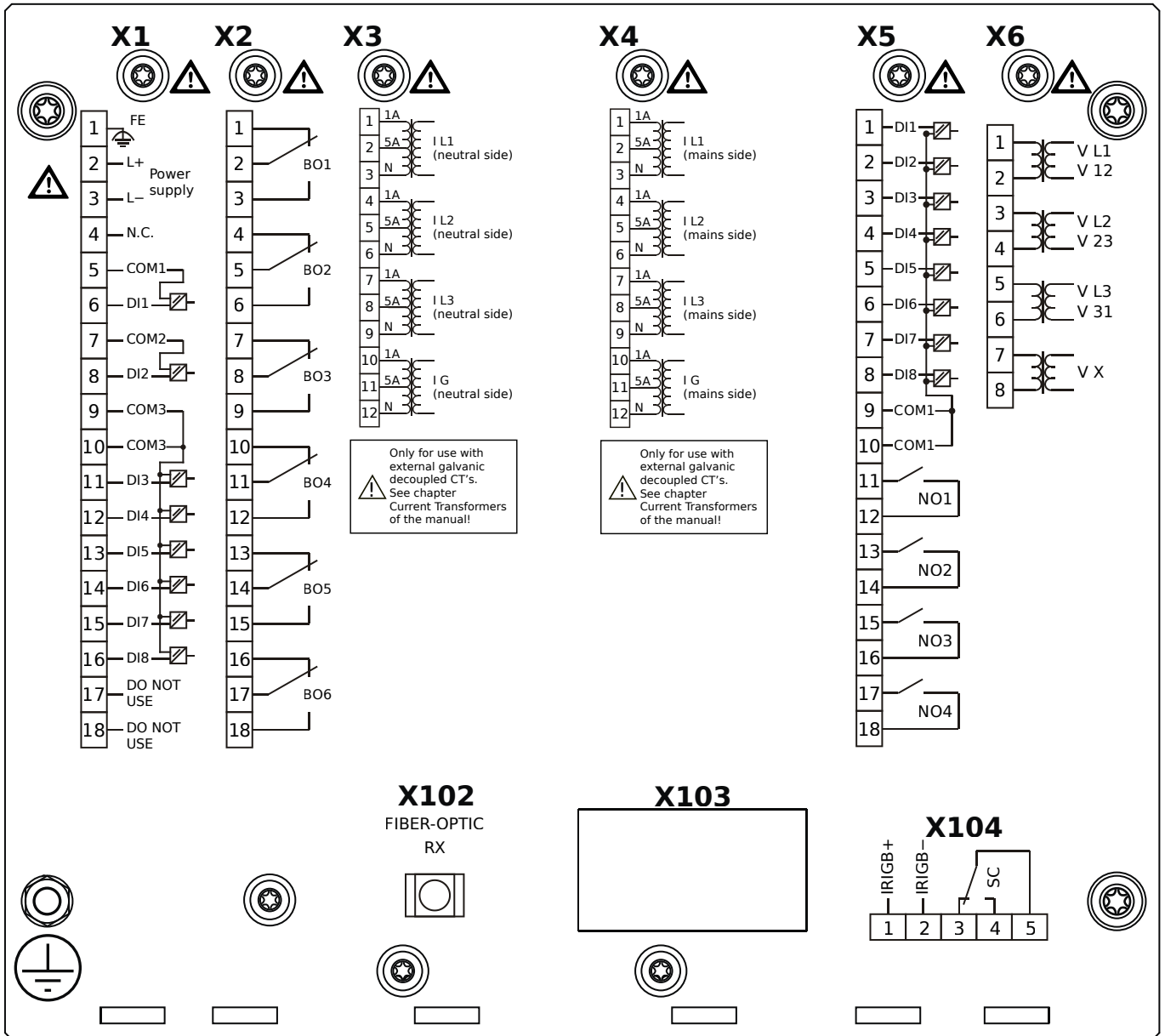
Version: 3.7

Original document

English

This document does not replace the Technical Manual.

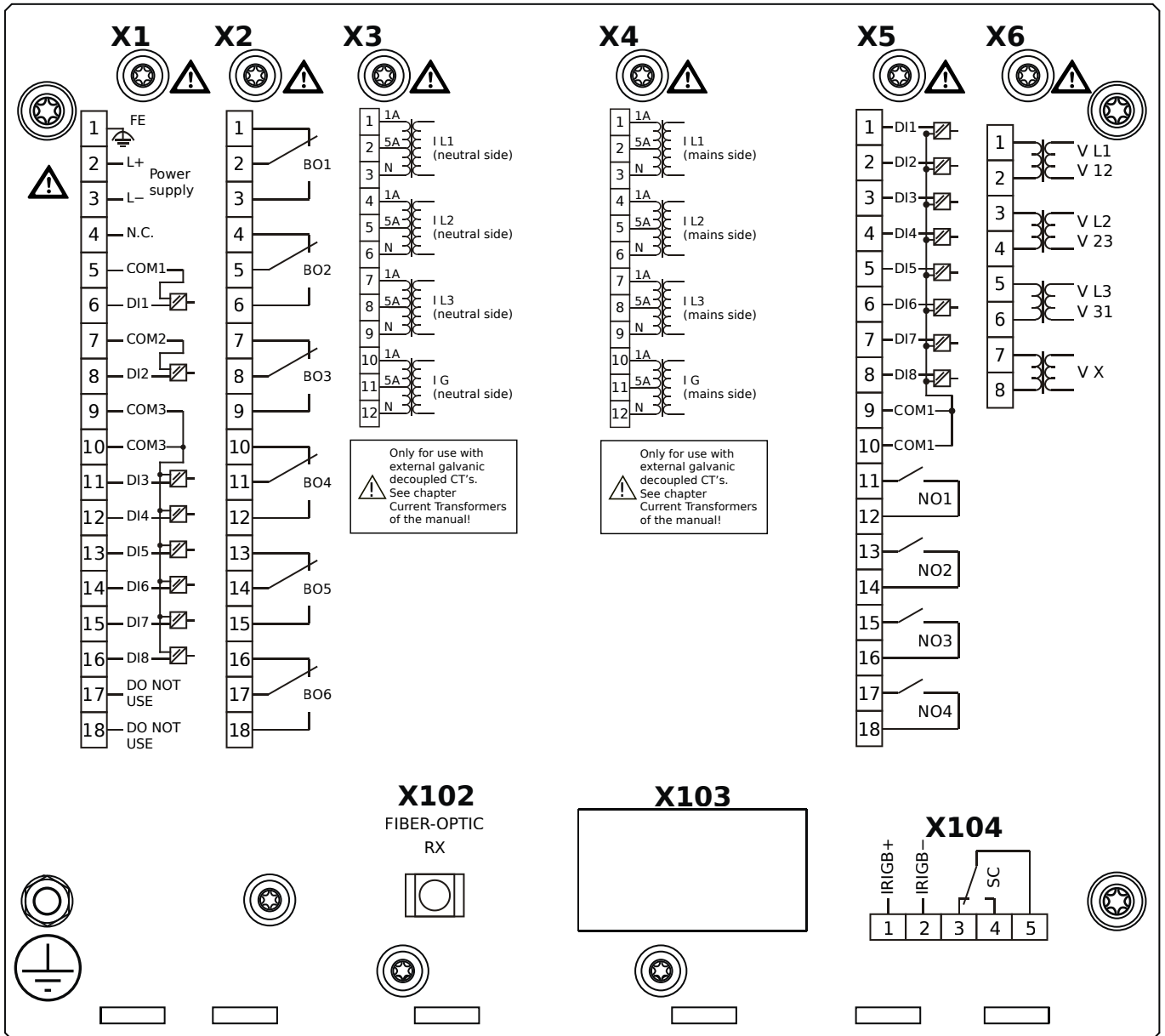
# MCDGV4-2A0AAA



## Housing B2, large display, door mounting

- X1** – DI8-X1: Wide-range power supply unit, incl. 2 non-grouped digital inputs and 6 grouped digital inputs
- X2** – OR6: Assembly Group with 6 Output Relays
- X3** – TI: Standard current measuring card (for the neutral side of the differential protection)
- X4** – TI: Standard current measuring card (for the mains side of the differential protection)
- X5** – DI8-OR4: Assembly Group with 8 Digital Inputs and 4 Output Relays
- X6** – TU: Card with 4 voltage transformer measuring inputs
- X102** – Universal Resistance-Temperature Detector (URTD) input, Fiber optics interface, Versatile Link
- X104** – IRIG-B00X, incl. System Contact (Supervision Contact)

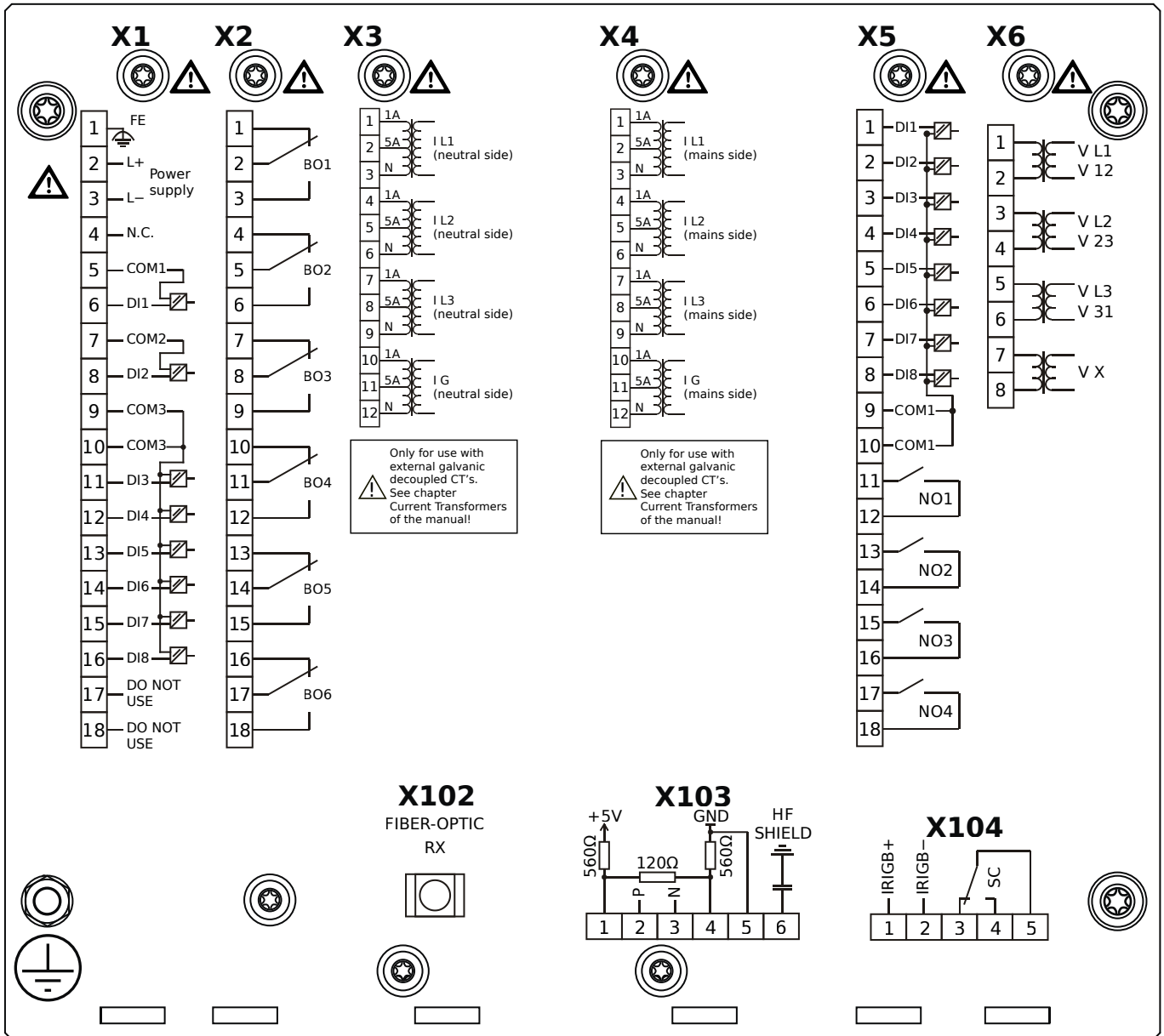
# MCDGV4-2A0AAB



## Housing B2, large display, door mounting

- + Conformal Coating (for installations in harsh environment)
- X1** – DI8-X1: Wide-range power supply unit, incl. 2 non-grouped digital inputs and 6 grouped digital inputs
- X2** – OR6: Assembly Group with 6 Output Relays
- X3** – TI: Standard current measuring card (for the neutral side of the differential protection)
- X4** – TI: Standard current measuring card (for the mains side of the differential protection)
- X5** – DI8-OR4: Assembly Group with 8 Digital Inputs and 4 Output Relays
- X6** – TU: Card with 4 voltage transformer measuring inputs
- X102** – Universal Resistance-Temperature Detector (URTD) input, Fiber optics interface, Versatile Link
- X104** – IRIG-B00X, incl. System Contact (Supervision Contact)

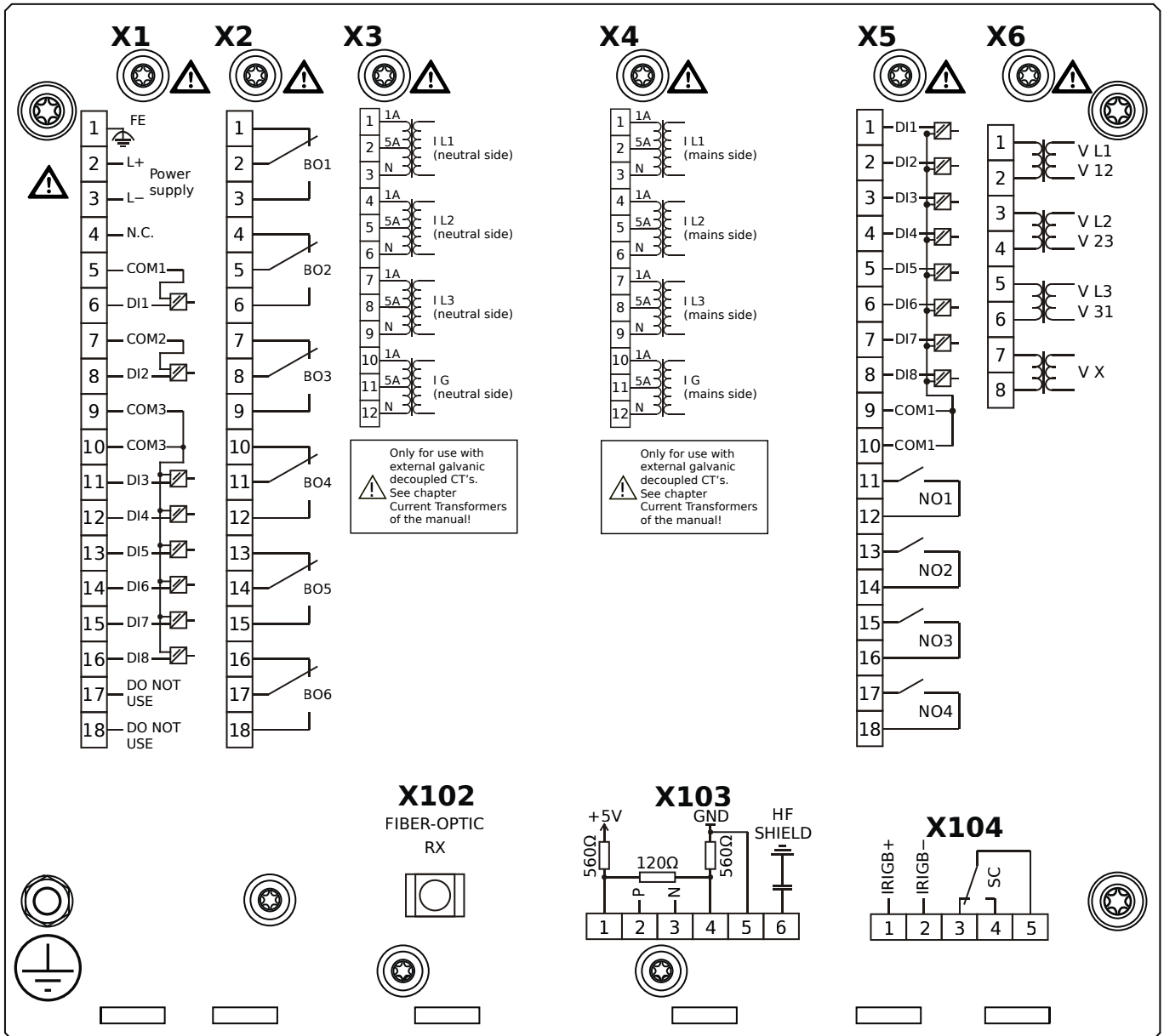
# MCDGV4-2A0ABA



## Housing B2, large display, door mounting

- X1** – DI8-X1: Wide-range power supply unit, incl. 2 non-grouped digital inputs and 6 grouped digital inputs
- X2** – OR6: Assembly Group with 6 Output Relays
- X3** – TI: Standard current measuring card (for the neutral side of the differential protection)
- X4** – TI: Standard current measuring card (for the mains side of the differential protection)
- X5** – DI8-OR4: Assembly Group with 8 Digital Inputs and 4 Output Relays
- X6** – TU: Card with 4 voltage transformer measuring inputs
- X102** – Universal Resistance-Temperature Detector (URTD) input, Fiber optics interface, Versatile Link
- X103** – Modbus RTU / IEC 60870-5-103 / DNP3.0 RTU, RS485, Terminals
- X104** – IRIG-B00X, incl. System Contact (Supervision Contact)

# MCDGV4-2A0ABB

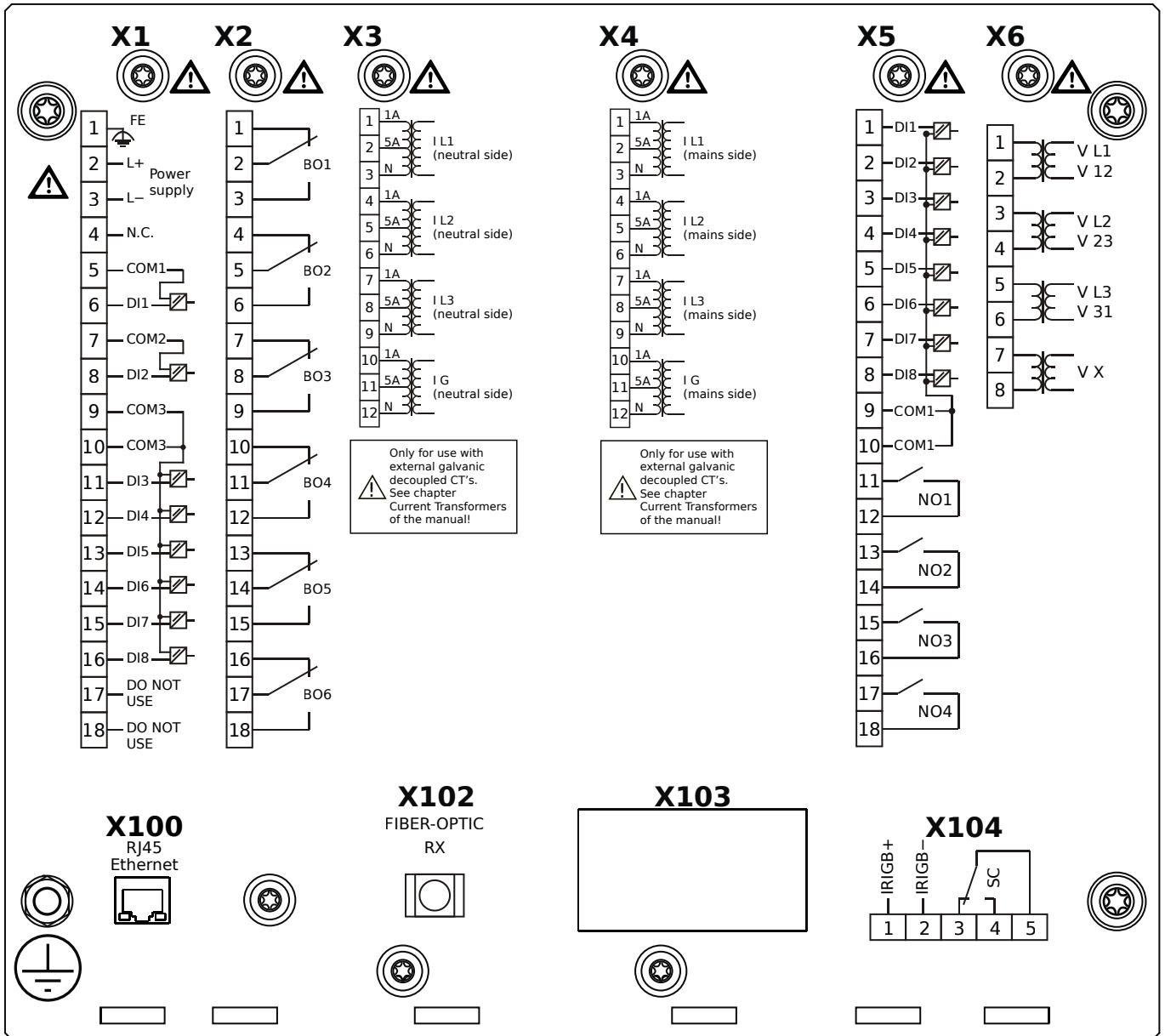


## Housing B2, large display, door mounting

+ Conformal Coating (for installations in harsh environment)

- X1** – DI8-X1: Wide-range power supply unit, incl. 2 non-grouped digital inputs and 6 grouped digital inputs
- X2** – OR6: Assembly Group with 6 Output Relays
- X3** – TI: Standard current measuring card (for the neutral side of the differential protection)
- X4** – TI: Standard current measuring card (for the mains side of the differential protection)
- X5** – DI8-OR4: Assembly Group with 8 Digital Inputs and 4 Output Relays
- X6** – TU: Card with 4 voltage transformer measuring inputs
- X102** – Universal Resistance-Temperature Detector (URTD) input, Fiber optics interface, Versatile Link
- X103** – Modbus RTU / IEC 60870-5-103 / DNP3.0 RTU, RS485, Terminals
- X104** – IRIG-B00X, incl. System Contact (Supervision Contact)

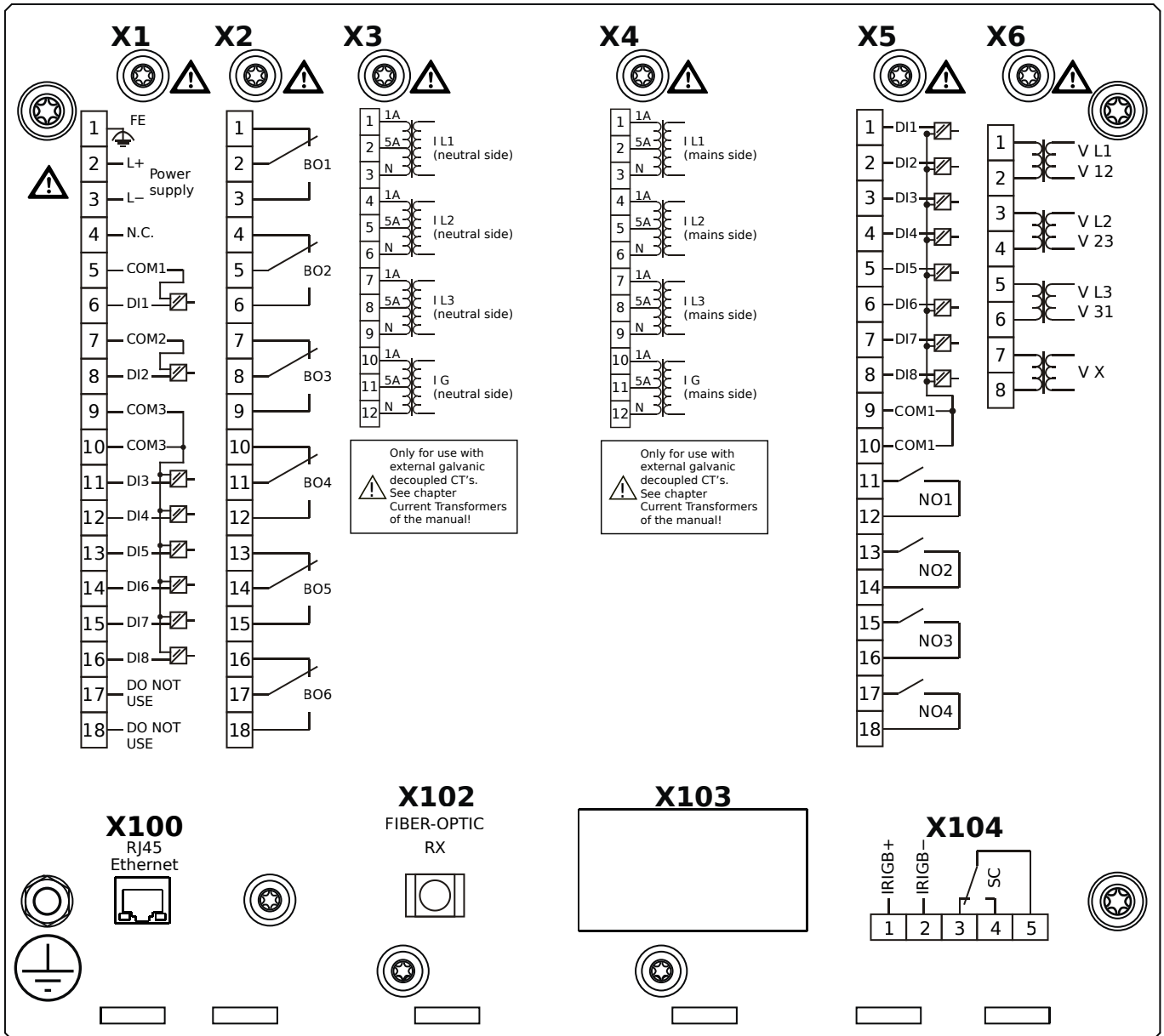
# MCDGV4-2A0ACA



## Housing B2, large display, door mounting

- X1** – DI8-X1: Wide-range power supply unit, incl. 2 non-grouped digital inputs and 6 grouped digital inputs
- X2** – OR6: Assembly Group with 6 Output Relays
- X3** – TI: Standard current measuring card (for the neutral side of the differential protection)
- X4** – TI: Standard current measuring card (for the mains side of the differential protection)
- X5** – DI8-OR4: Assembly Group with 8 Digital Inputs and 4 Output Relays
- X6** – TU: Card with 4 voltage transformer measuring inputs
- X100** – Modbus TCP / DNP3.0 TCP/UDP, Ethernet interface, 100 Mbit/s, RJ45 (BASE100-FX)
- X102** – Universal Resistance-Temperature Detector (URTD) input, Fiber optics interface, Versatile Link
- X104** – IRIG-B00X, incl. System Contact (Supervision Contact)

# MCDGV4-2A0ACB

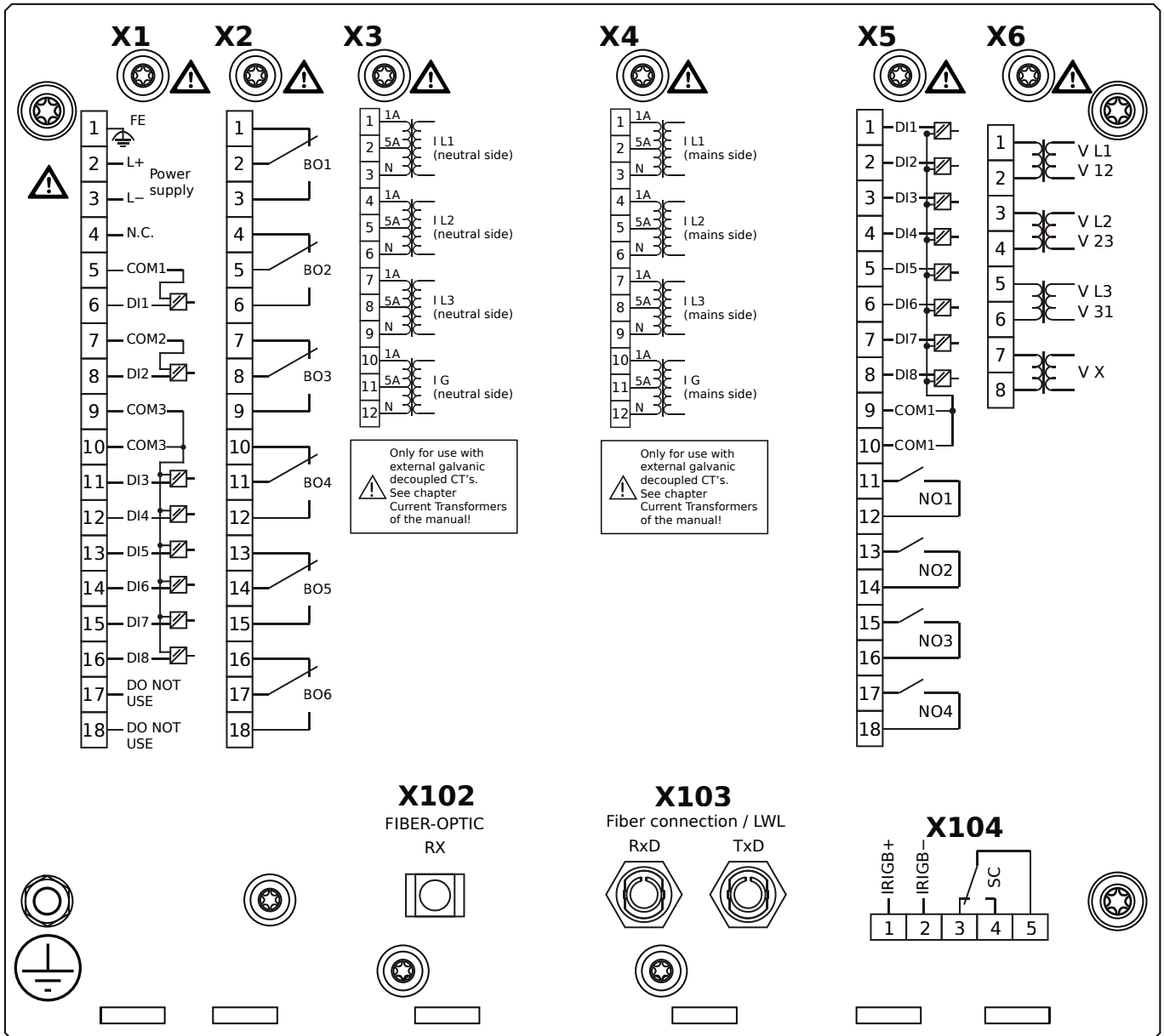


## Housing B2, large display, door mounting

+ Conformal Coating (for installations in harsh environment)

- X1** – DI8-X1: Wide-range power supply unit, incl. 2 non-grouped digital inputs and 6 grouped digital inputs
- X2** – OR6: Assembly Group with 6 Output Relays
- X3** – TI: Standard current measuring card (for the neutral side of the differential protection)
- X4** – TI: Standard current measuring card (for the mains side of the differential protection)
- X5** – DI8-OR4: Assembly Group with 8 Digital Inputs and 4 Output Relays
- X6** – TU: Card with 4 voltage transformer measuring inputs
- X100** – Modbus TCP / DNP3.0 TCP/UDP, Ethernet interface, 100 Mbit/s, RJ45 (BASE100-FX)
- X102** – Universal Resistance-Temperature Detector (URTD) input, Fiber optics interface, Versatile Link
- X104** – IRIG-B00X, incl. System Contact (Supervision Contact)

# MCDGV4-2A0ADA

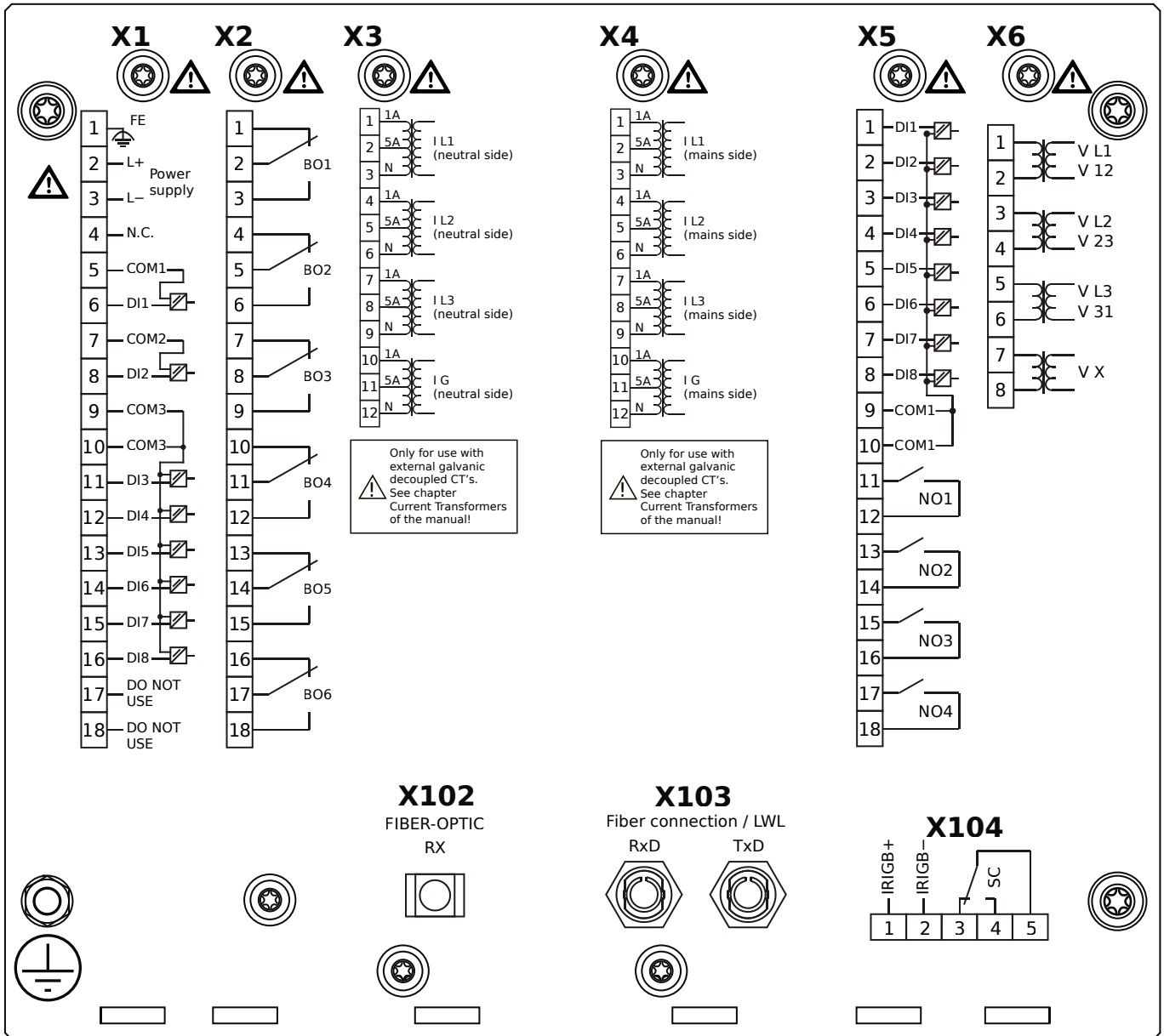


## Housing B2, large display, door mounting

- X1** – DI8-X1: Wide-range power supply unit, incl. 2 non-grouped digital inputs and 6 grouped digital inputs
- X2** – OR6: Assembly Group with 6 Output Relays
- X3** – TI: Standard current measuring card (for the neutral side of the differential protection)
- X4** – TI: Standard current measuring card (for the mains side of the differential protection)
- X5** – DI8-OR4: Assembly Group with 8 Digital Inputs and 4 Output Relays
- X6** – TU: Card with 4 voltage transformer measuring inputs
- X102** – Universal Resistance-Temperature Detector (URTD) input, Fiber optics interface, Versatile Link
- X103** – Profibus-DP, Fiber optics interface, ST Connector
- X104** – IRIG-B00X, incl. System Contact (Supervision Contact)



# MCDGV4-2A0ADB

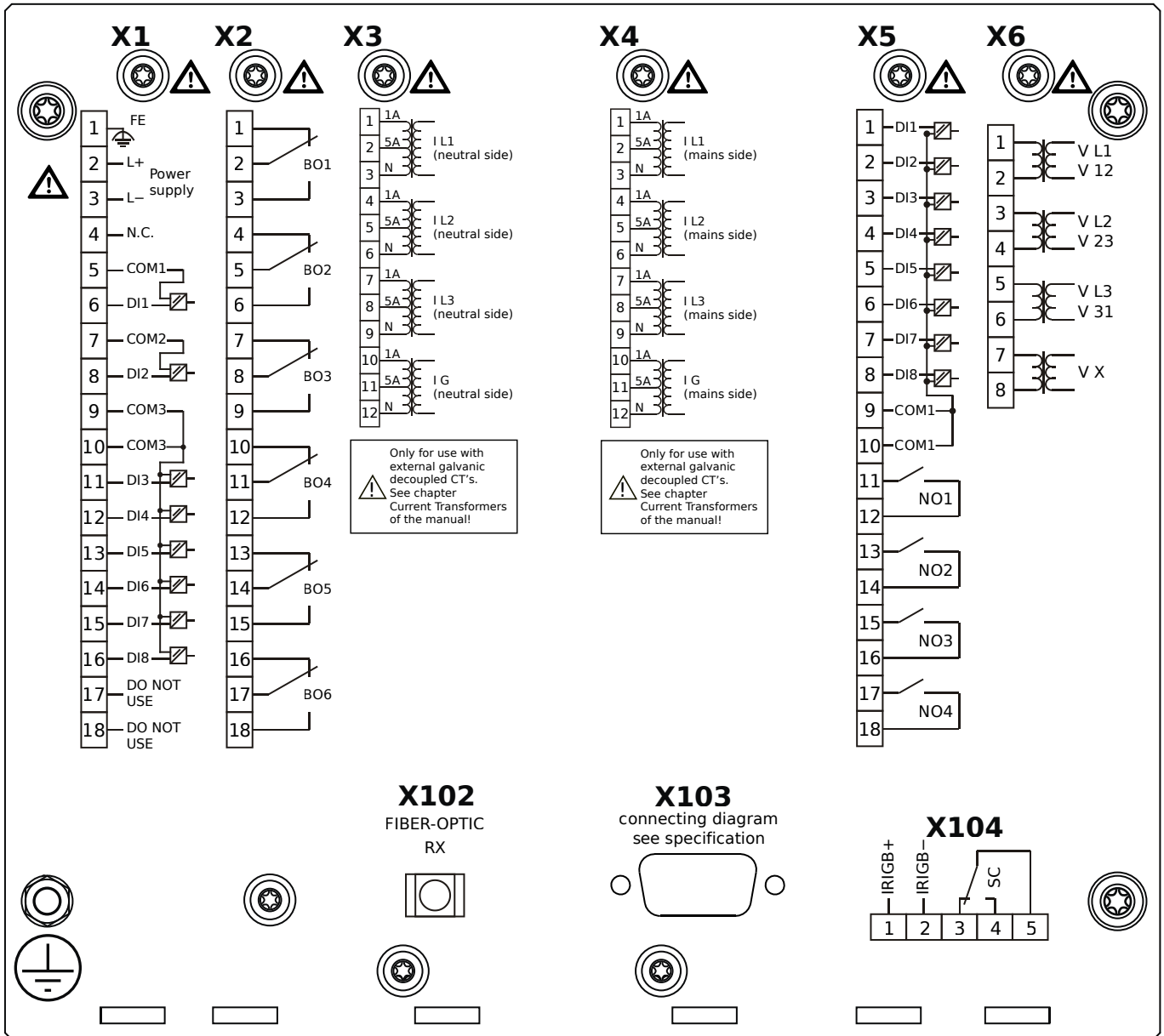


## Housing B2, large display, door mounting

+ Conformal Coating (for installations in harsh environment)

- X1** – DI8-X1: Wide-range power supply unit, incl. 2 non-grouped digital inputs and 6 grouped digital inputs
- X2** – OR6: Assembly Group with 6 Output Relays
- X3** – TI: Standard current measuring card (for the neutral side of the differential protection)
- X4** – TI: Standard current measuring card (for the mains side of the differential protection)
- X5** – DI8-OR4: Assembly Group with 8 Digital Inputs and 4 Output Relays
- X6** – TU: Card with 4 voltage transformer measuring inputs
- X102** – Universal Resistance-Temperature Detector (URTD) input, Fiber optics interface, Versatile Link
- X103** – Profibus-DP, Fiber optics interface, ST Connector
- X104** – IRIG-B00X, incl. System Contact (Supervision Contact)

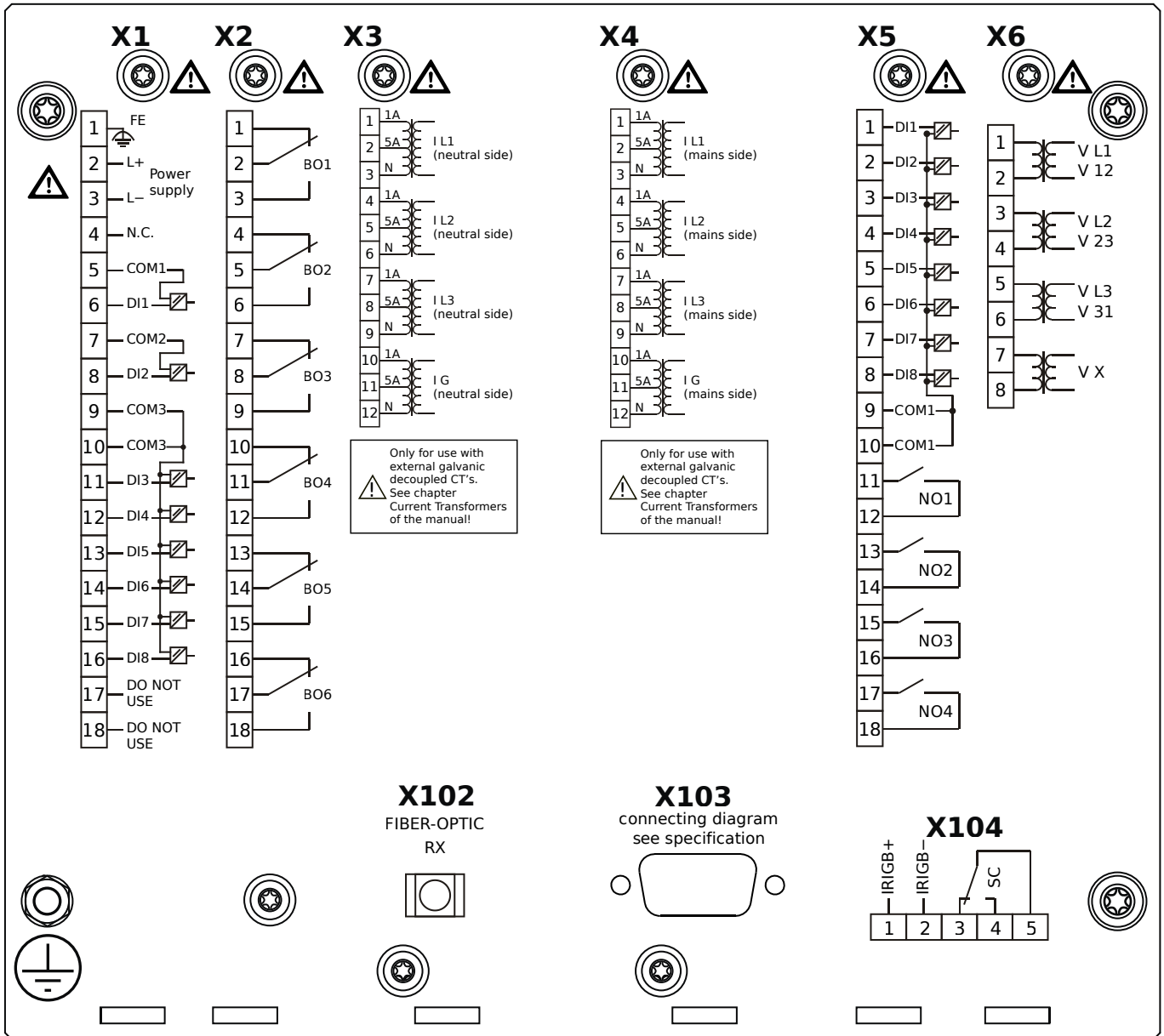
# MCDGV4-2A0AEA



## Housing B2, large display, door mounting

- X1** – DI8-X1: Wide-range power supply unit, incl. 2 non-grouped digital inputs and 6 grouped digital inputs
- X2** – OR6: Assembly Group with 6 Output Relays
- X3** – TI: Standard current measuring card (for the neutral side of the differential protection)
- X4** – TI: Standard current measuring card (for the mains side of the differential protection)
- X5** – DI8-OR4: Assembly Group with 8 Digital Inputs and 4 Output Relays
- X6** – TU: Card with 4 voltage transformer measuring inputs
- X102** – Universal Resistance-Temperature Detector (URTD) input, Fiber optics interface, Versatile Link
- X103** – Profibus-DP, RS485, D-SUB
- X104** – IRIG-B00X, incl. System Contact (Supervision Contact)

# MCDGV4-2A0AEB

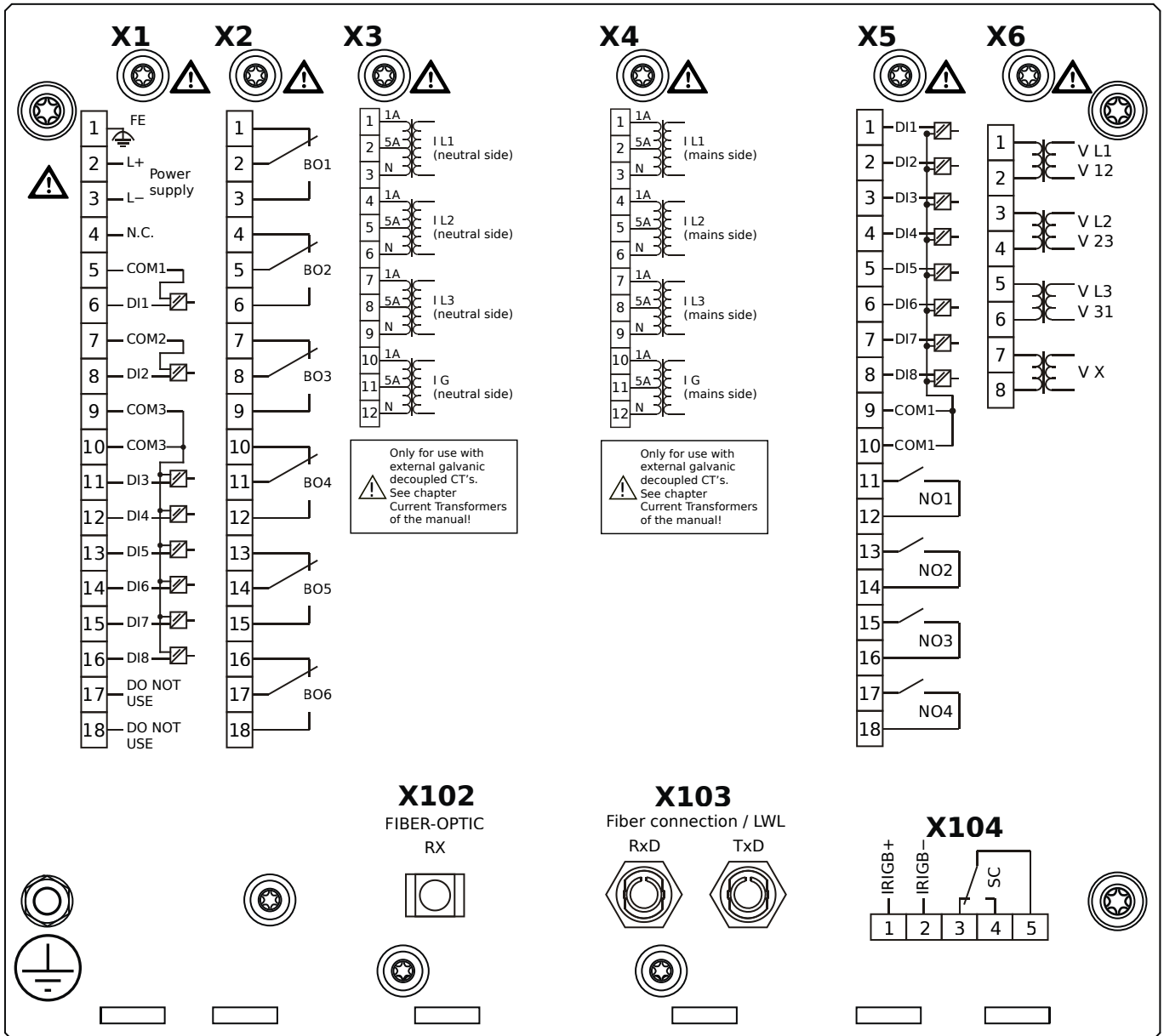


## Housing B2, large display, door mounting

+ Conformal Coating (for installations in harsh environment)

- X1** – DI8-X1: Wide-range power supply unit, incl. 2 non-grouped digital inputs and 6 grouped digital inputs
- X2** – OR6: Assembly Group with 6 Output Relays
- X3** – TI: Standard current measuring card (for the neutral side of the differential protection)
- X4** – TI: Standard current measuring card (for the mains side of the differential protection)
- X5** – DI8-OR4: Assembly Group with 8 Digital Inputs and 4 Output Relays
- X6** – TU: Card with 4 voltage transformer measuring inputs
- X102** – Universal Resistance-Temperature Detector (URTD) input, Fiber optics interface, Versatile Link
- X103** – Profibus-DP, RS485, D-SUB
- X104** – IRIG-B00X, incl. System Contact (Supervision Contact)

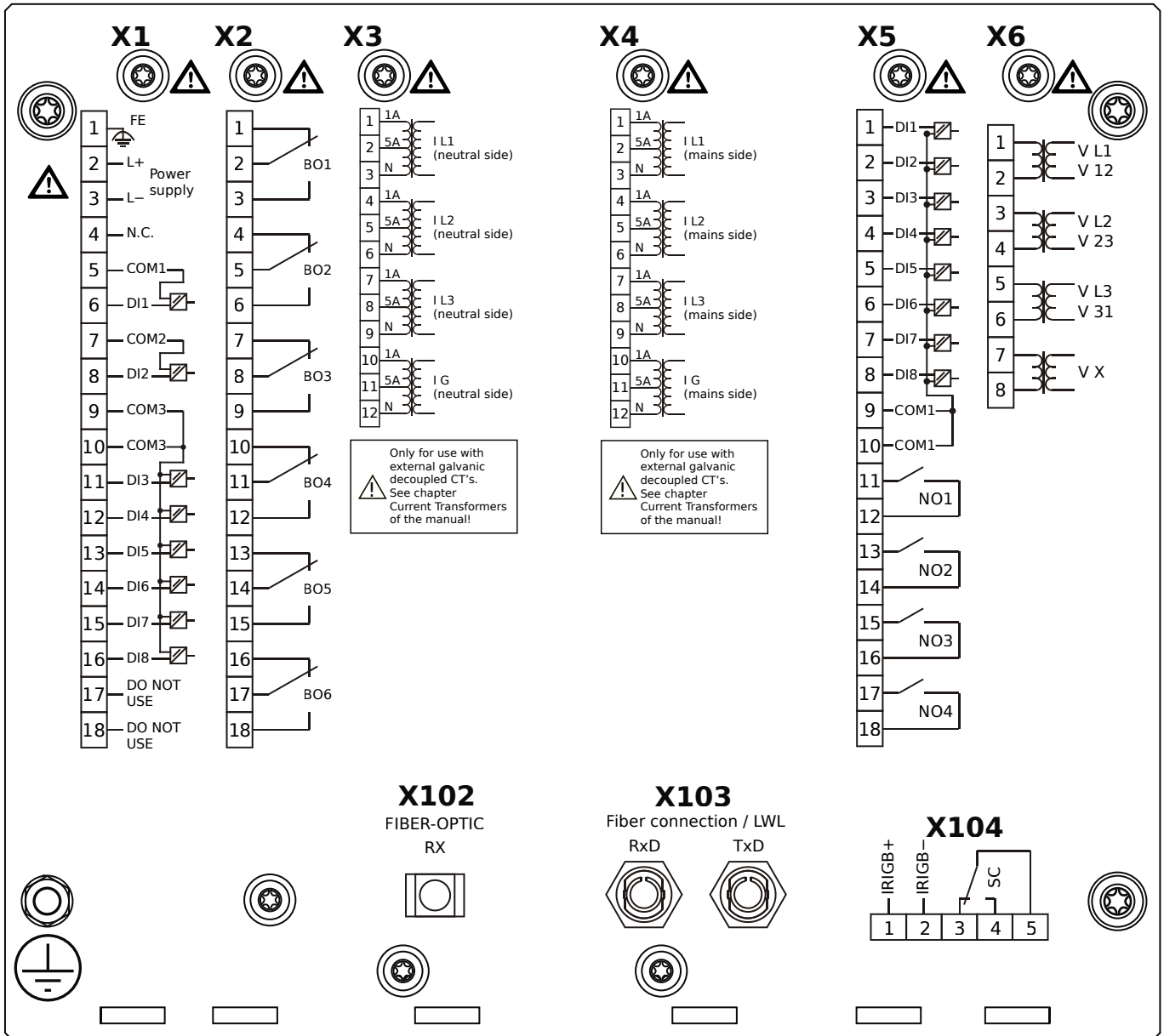
# MCDGV4-2A0AFA



## Housing B2, large display, door mounting

- X1** – DI8-X1: Wide-range power supply unit, incl. 2 non-grouped digital inputs and 6 grouped digital inputs
- X2** – OR6: Assembly Group with 6 Output Relays
- X3** – TI: Standard current measuring card (for the neutral side of the differential protection)
- X4** – TI: Standard current measuring card (for the mains side of the differential protection)
- X5** – DI8-OR4: Assembly Group with 8 Digital Inputs and 4 Output Relays
- X6** – TU: Card with 4 voltage transformer measuring inputs
- X102** – Universal Resistance-Temperature Detector (URTD) input, Fiber optics interface, Versatile Link
- X103** – Modbus RTU / IEC 60870-5-103 / DNP3.0 RTU, Fiber optics interface, ST Connector
- X104** – IRIG-B00X, incl. System Contact (Supervision Contact)

# MCDGV4-2A0AFB

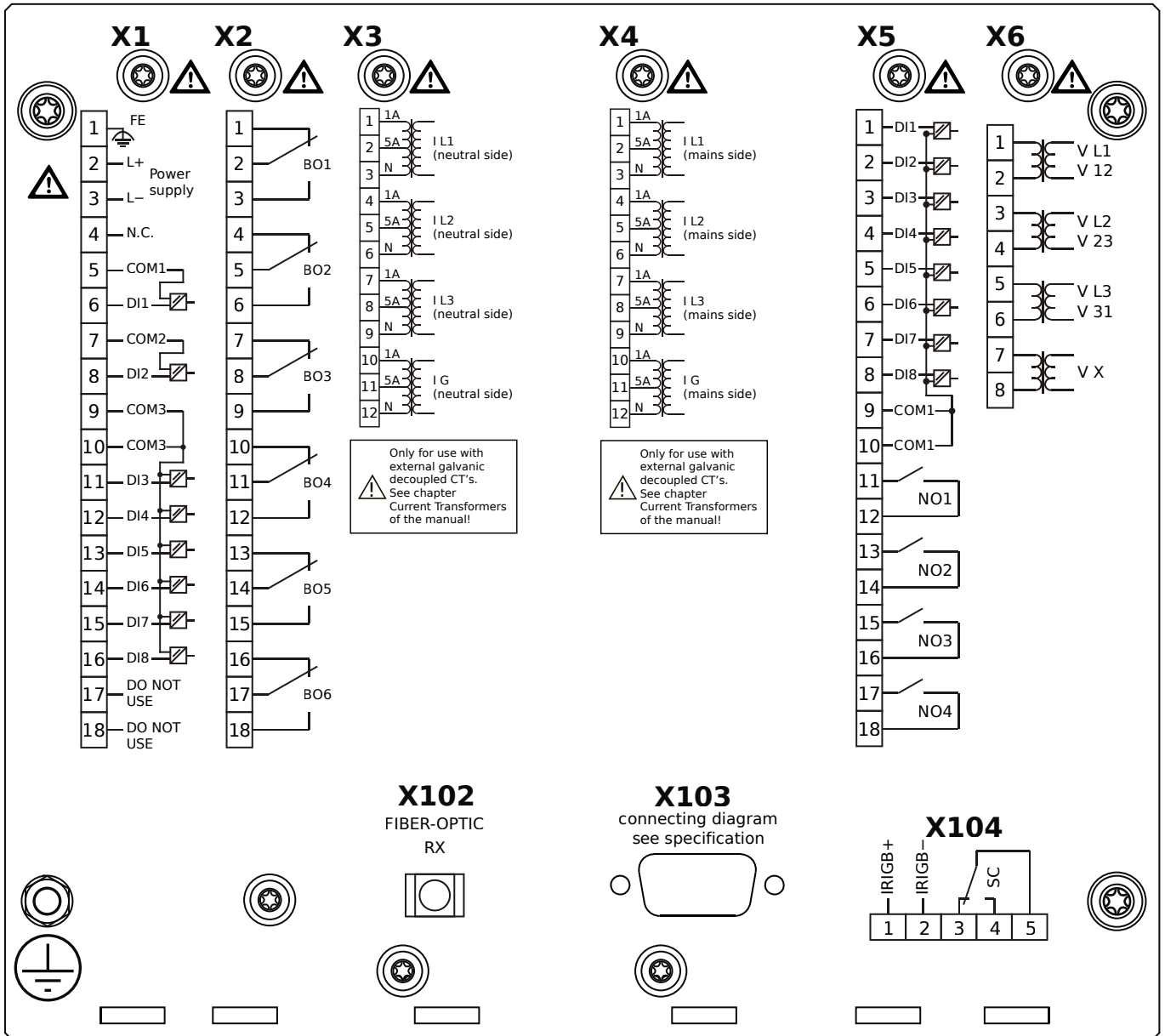


## Housing B2, large display, door mounting

+ Conformal Coating (for installations in harsh environment)

- X1** – DI8-X1: Wide-range power supply unit, incl. 2 non-grouped digital inputs and 6 grouped digital inputs
- X2** – OR6: Assembly Group with 6 Output Relays
- X3** – TI: Standard current measuring card (for the neutral side of the differential protection)
- X4** – TI: Standard current measuring card (for the mains side of the differential protection)
- X5** – DI8-OR4: Assembly Group with 8 Digital Inputs and 4 Output Relays
- X6** – TU: Card with 4 voltage transformer measuring inputs
- X102** – Universal Resistance-Temperature Detector (URTD) input, Fiber optics interface, Versatile Link
- X103** – Modbus RTU / IEC 60870-5-103 / DNP3.0 RTU, Fiber optics interface, ST Connector
- X104** – IRIG-B00X, incl. System Contact (Supervision Contact)

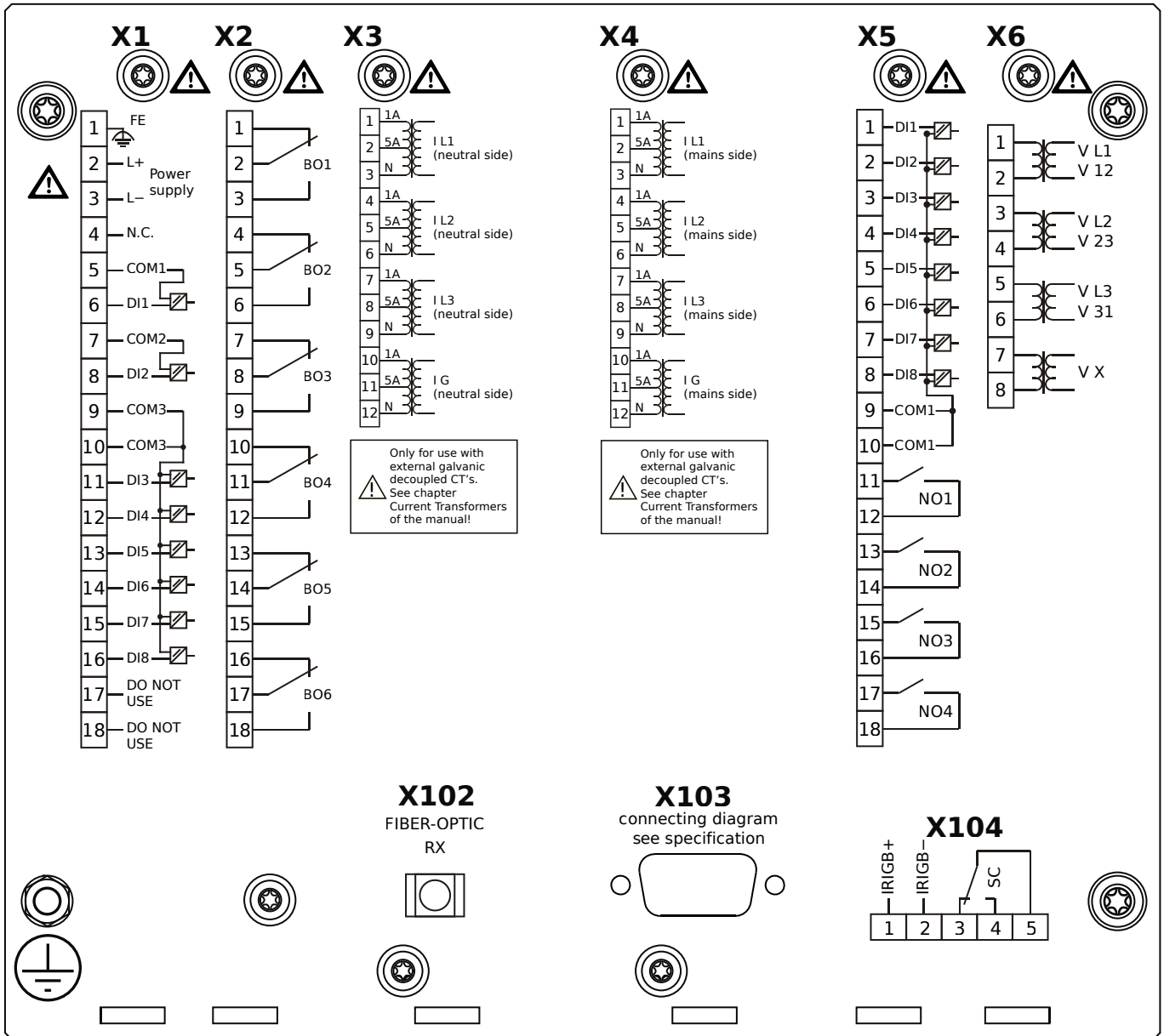
# MCDGV4-2A0AGA



## Housing B2, large display, door mounting

- X1** – DI8-X1: Wide-range power supply unit, incl. 2 non-grouped digital inputs and 6 grouped digital inputs
- X2** – OR6: Assembly Group with 6 Output Relays
- X3** – TI: Standard current measuring card (for the neutral side of the differential protection)
- X4** – TI: Standard current measuring card (for the mains side of the differential protection)
- X5** – DI8-OR4: Assembly Group with 8 Digital Inputs and 4 Output Relays
- X6** – TU: Card with 4 voltage transformer measuring inputs
- X102** – Universal Resistance-Temperature Detector (URTD) input, Fiber optics interface, Versatile Link
- X103** – Modbus RTU / IEC 60870-5-103 / DNP3.0 RTU, RS485, D-SUB
- X104** – IRIG-B00X, incl. System Contact (Supervision Contact)

# MCDGV4-2A0AGB

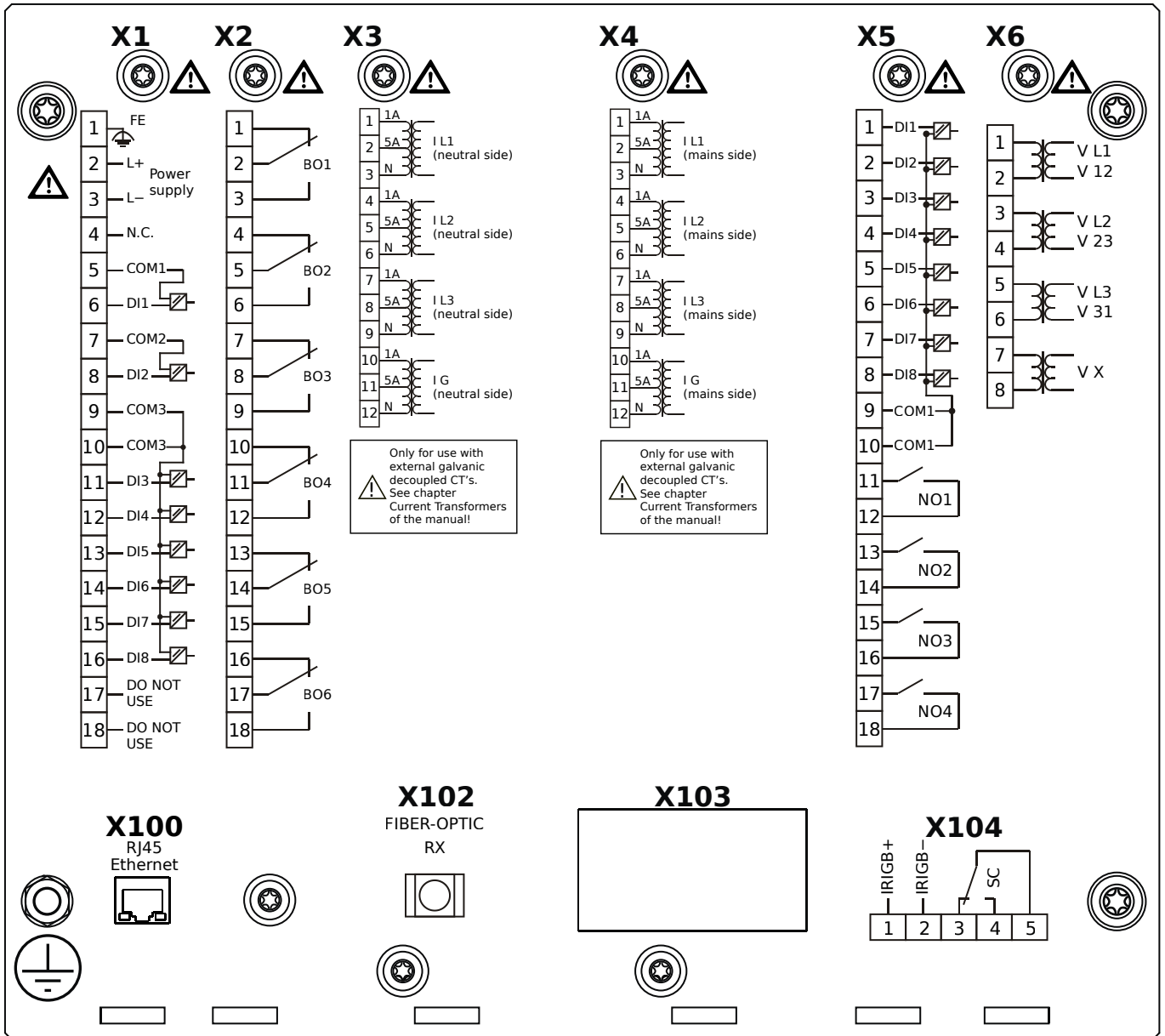


## Housing B2, large display, door mounting

+ Conformal Coating (for installations in harsh environment)

- X1** – DI8-X1: Wide-range power supply unit, incl. 2 non-grouped digital inputs and 6 grouped digital inputs
- X2** – OR6: Assembly Group with 6 Output Relays
- X3** – TI: Standard current measuring card (for the neutral side of the differential protection)
- X4** – TI: Standard current measuring card (for the mains side of the differential protection)
- X5** – DI8-OR4: Assembly Group with 8 Digital Inputs and 4 Output Relays
- X6** – TU: Card with 4 voltage transformer measuring inputs
- X102** – Universal Resistance-Temperature Detector (URTD) input, Fiber optics interface, Versatile Link
- X103** – Modbus RTU / IEC 60870-5-103 / DNP3.0 RTU, RS485, D-SUB
- X104** – IRIG-B00X, incl. System Contact (Supervision Contact)

# MCDGV4-2A0AHA

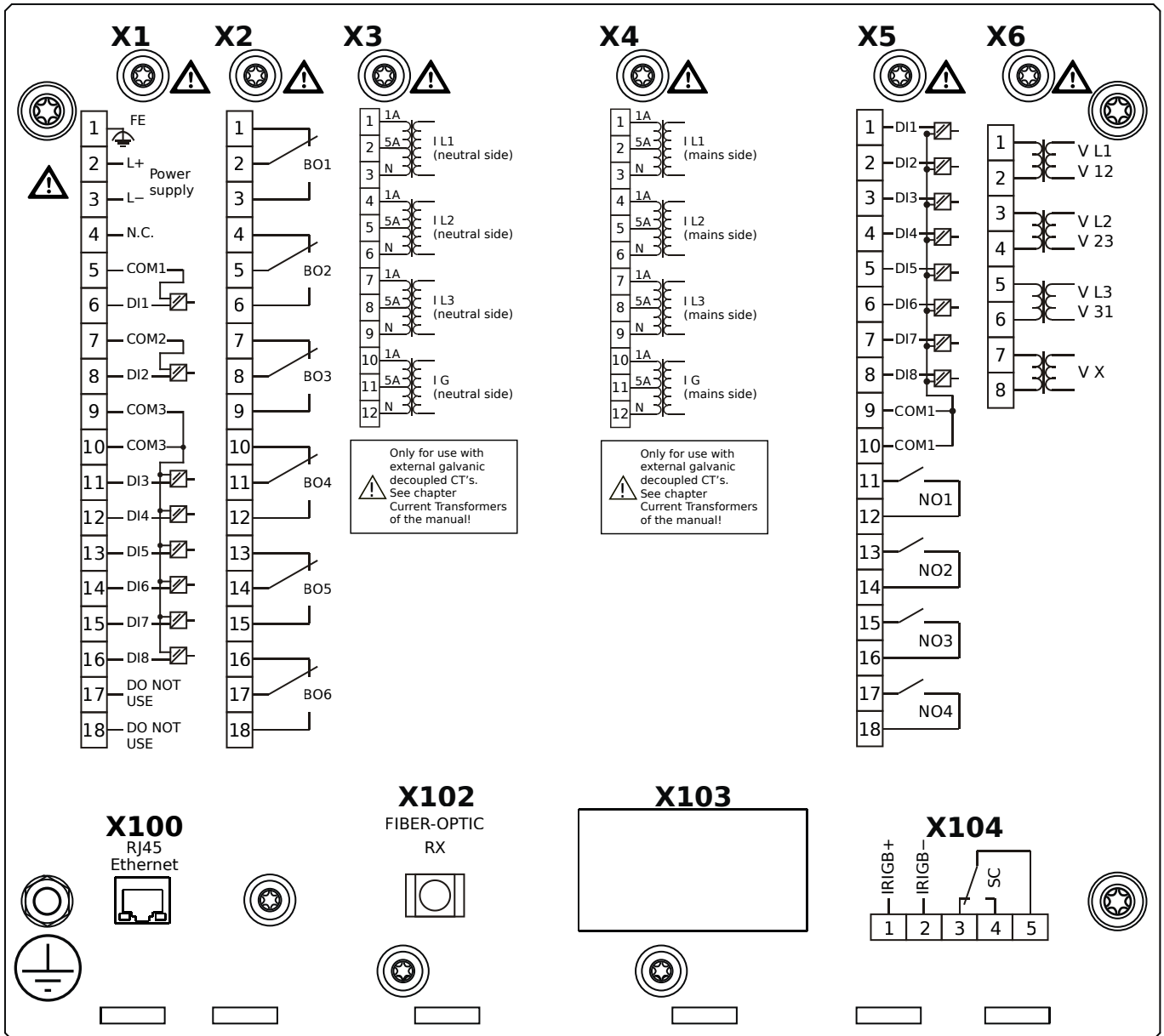


## Housing B2, large display, door mounting

- X1** – DI8-X1: Wide-range power supply unit, incl. 2 non-grouped digital inputs and 6 grouped digital inputs
- X2** – OR6: Assembly Group with 6 Output Relays
- X3** – TI: Standard current measuring card (for the neutral side of the differential protection)
- X4** – TI: Standard current measuring card (for the mains side of the differential protection)
- X5** – DI8-OR4: Assembly Group with 8 Digital Inputs and 4 Output Relays
- X6** – TU: Card with 4 voltage transformer measuring inputs
- X100** – IEC 61850 / Modbus TCP / DNP3.0 TCP/UDP, Ethernet interface, 100 Mbit/s, RJ45 (BASE100-FX)
- X102** – Universal Resistance-Temperature Detector (URTD) input, Fiber optics interface, Versatile Link
- X104** – IRIG-B00X, incl. System Contact (Supervision Contact)



# MCDGV4-2A0AHB



## Housing B2, large display, door mounting

+ Conformal Coating (for installations in harsh environment)

**X1** – DI8-X1: Wide-range power supply unit, incl. 2 non-grouped digital inputs and 6 grouped digital inputs

**X2** – OR6: Assembly Group with 6 Output Relays

**X3** – TI: Standard current measuring card (for the neutral side of the differential protection)

**X4** – TI: Standard current measuring card (for the mains side of the differential protection)

**X5** – DI8-OR4: Assembly Group with 8 Digital Inputs and 4 Output Relays

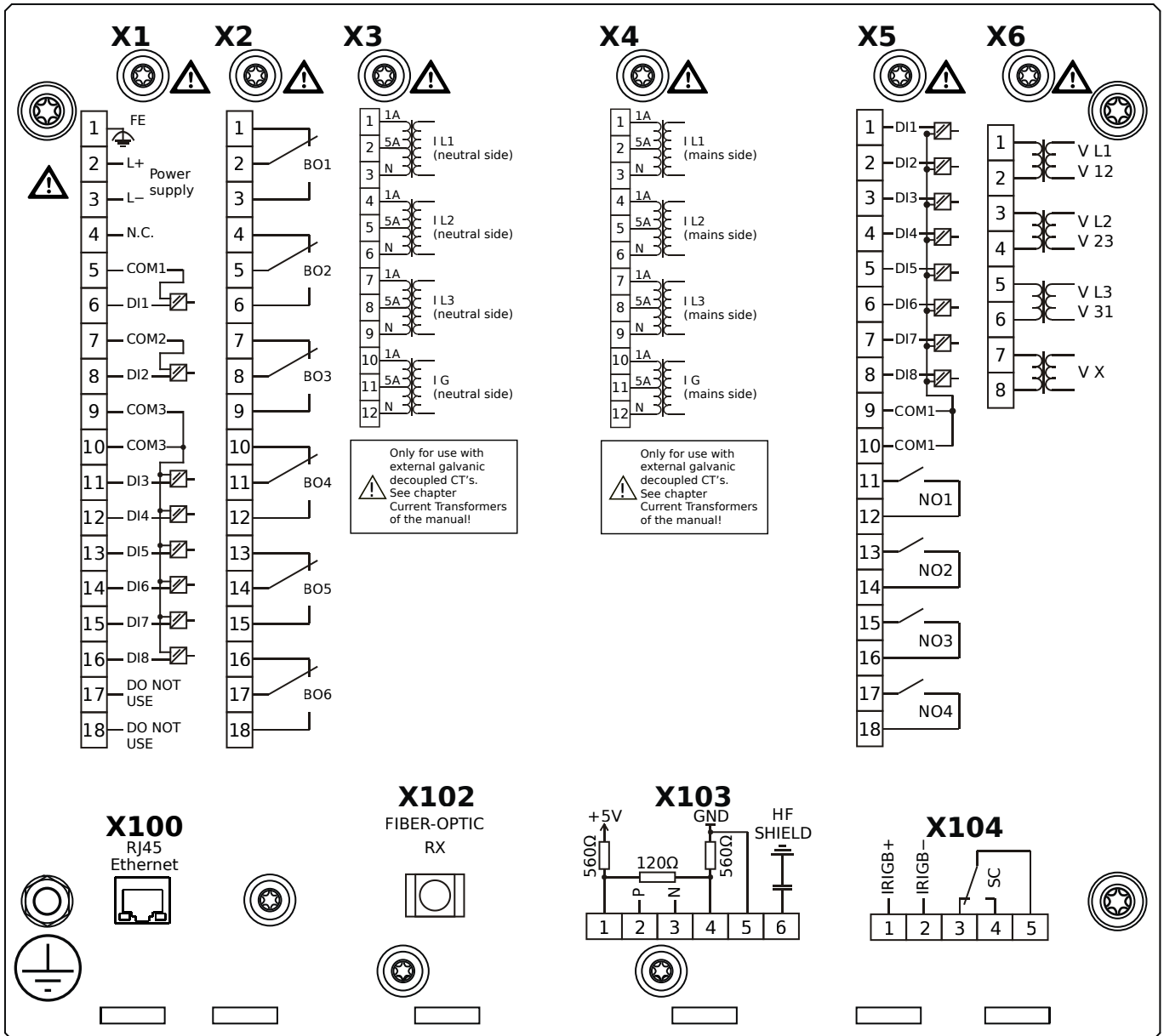
**X6** – TU: Card with 4 voltage transformer measuring inputs

**X100** – IEC 61850 / Modbus TCP / DNP3.0 TCP/UDP, Ethernet interface, 100 Mbit/s, RJ45 (BASE100-FX)

**X102** – Universal Resistance-Temperature Detector (URTD) input, Fiber optics interface, Versatile Link

**X104** – IRIG-B00X, incl. System Contact (Supervision Contact)

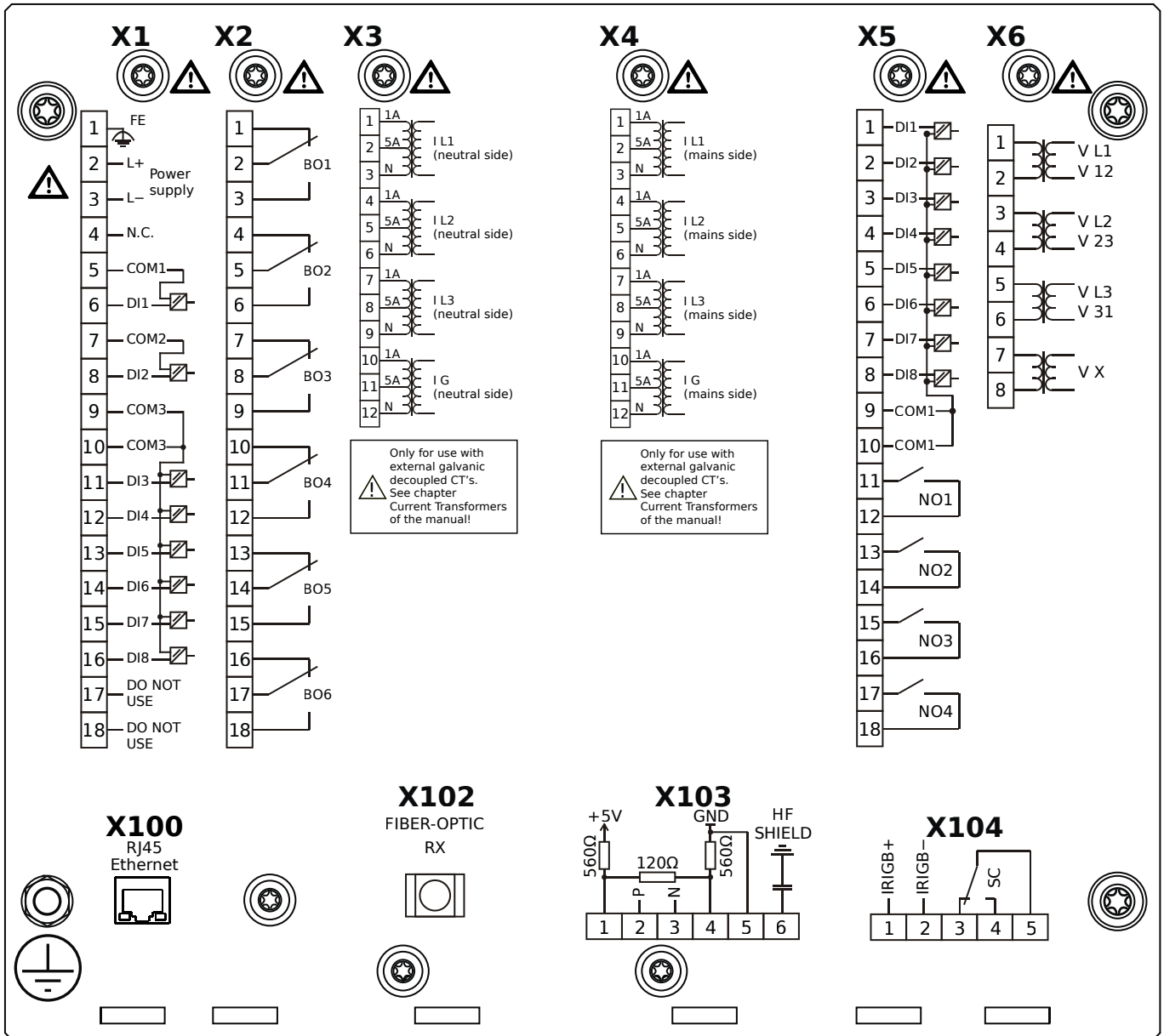
# MCDGV4-2A0AIA



## Housing B2, large display, door mounting

- X1** – DI8-X1: Wide-range power supply unit, incl. 2 non-grouped digital inputs and 6 grouped digital inputs
- X2** – OR6: Assembly Group with 6 Output Relays
- X3** – TI: Standard current measuring card (for the neutral side of the differential protection)
- X4** – TI: Standard current measuring card (for the mains side of the differential protection)
- X5** – DI8-OR4: Assembly Group with 8 Digital Inputs and 4 Output Relays
- X6** – TU: Card with 4 voltage transformer measuring inputs
- X100** – Modbus TCP / DNP3.0 TCP/UDP, Ethernet interface, 100 Mbit/s, RJ45 (BASE100-FX)
- X102** – Universal Resistance-Temperature Detector (URTD) input, Fiber optics interface, Versatile Link
- X103** – IEC 60870-5-103 / Modbus RTU / DNP3.0 RTU, RS485, Terminals
- X104** – IRIG-B00X, incl. System Contact (Supervision Contact)

# MCDGV4-2A0AIB

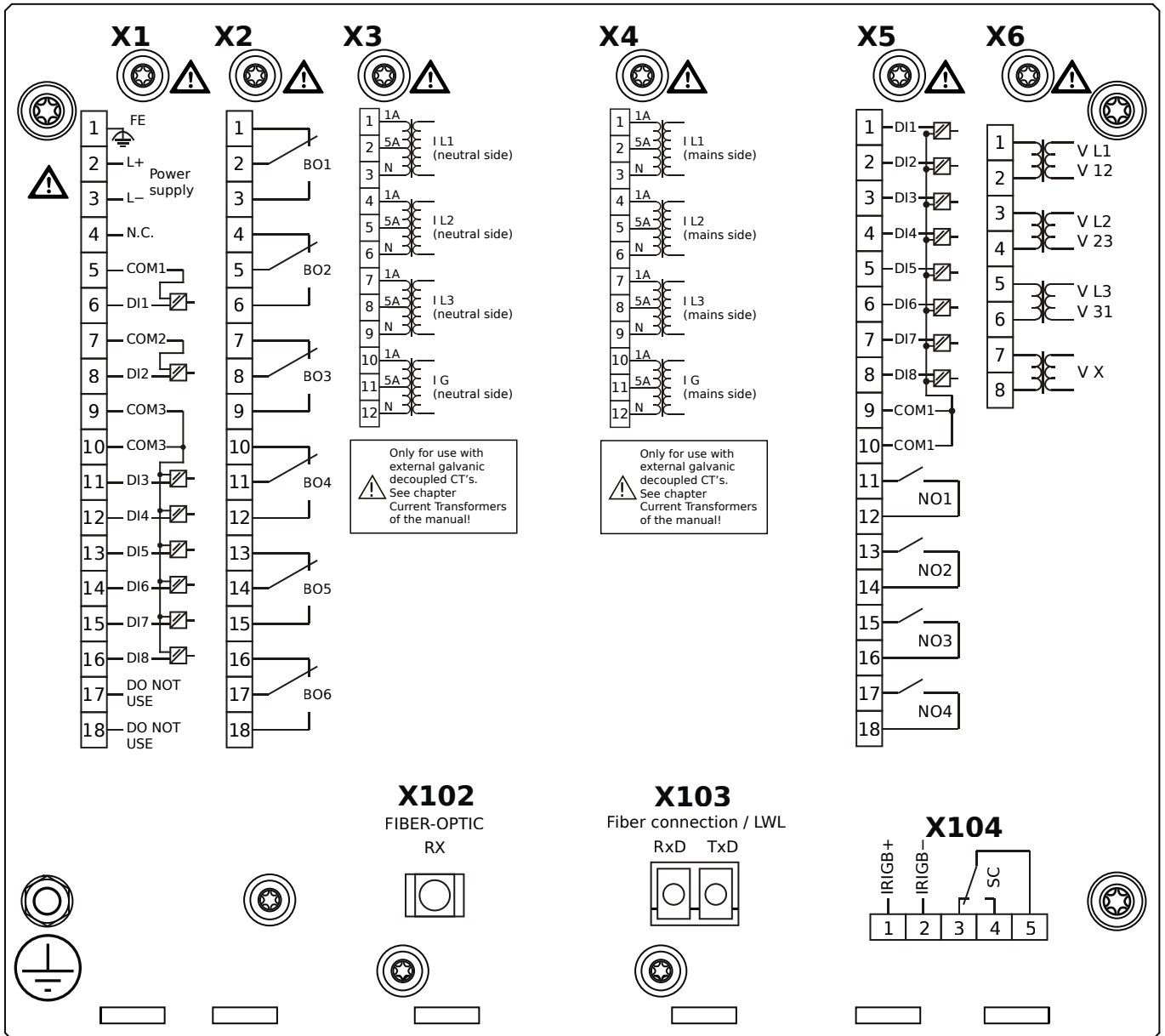


## Housing B2, large display, door mounting

+ Conformal Coating (for installations in harsh environment)

- X1** – DI8-X1: Wide-range power supply unit, incl. 2 non-grouped digital inputs and 6 grouped digital inputs
- X2** – OR6: Assembly Group with 6 Output Relays
- X3** – TI: Standard current measuring card (for the neutral side of the differential protection)
- X4** – TI: Standard current measuring card (for the mains side of the differential protection)
- X5** – DI8-OR4: Assembly Group with 8 Digital Inputs and 4 Output Relays
- X6** – TU: Card with 4 voltage transformer measuring inputs
- X100** – Modbus TCP / DNP3.0 TCP/UDP, Ethernet interface, 100 Mbit/s, RJ45 (BASE100-FX)
- X102** – Universal Resistance-Temperature Detector (URTD) input, Fiber optics interface, Versatile Link
- X103** – IEC 60870-5-103 / Modbus RTU / DNP3.0 RTU, RS485, Terminals
- X104** – IRIG-B00X, incl. System Contact (Supervision Contact)

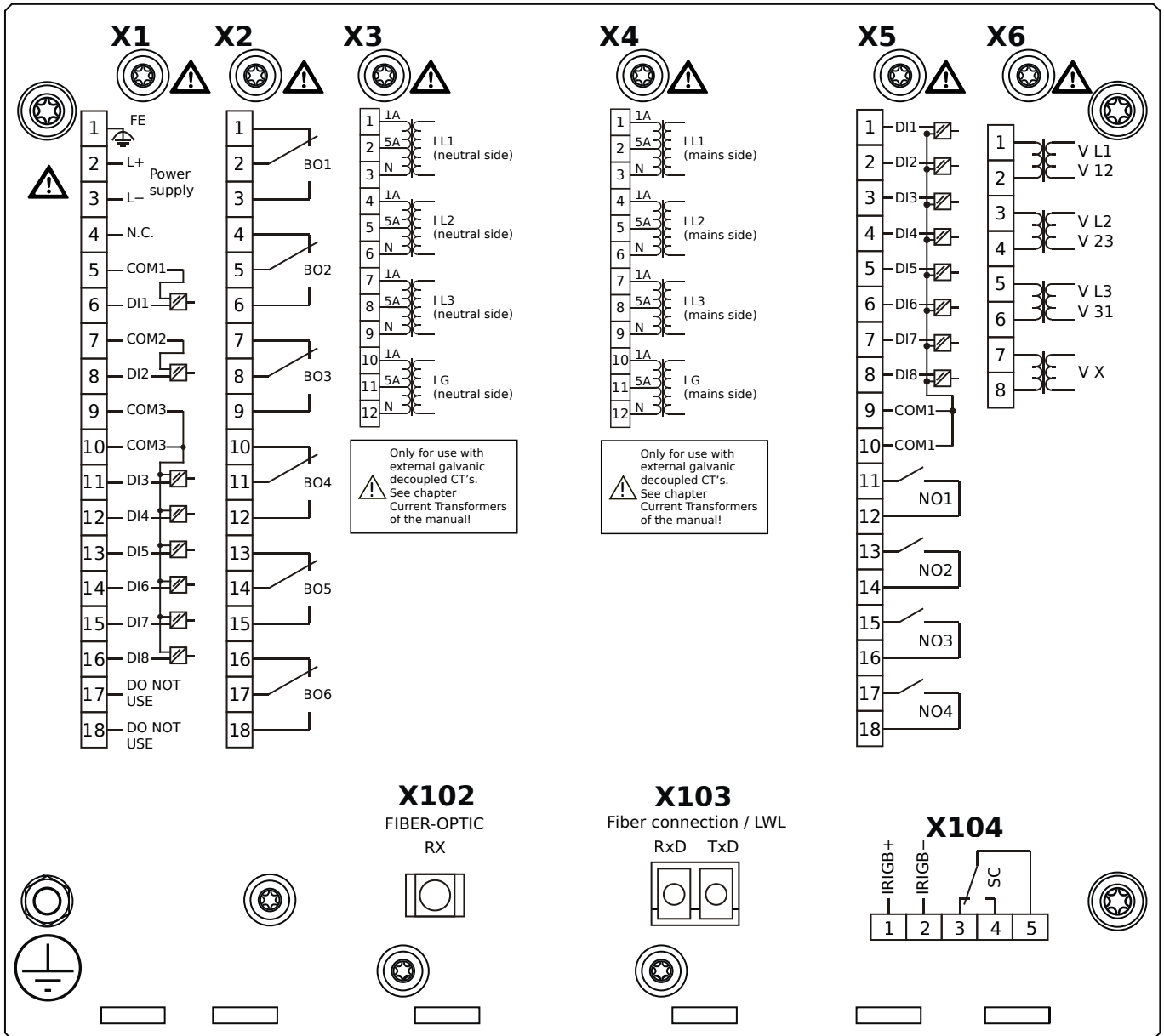
# MCDGV4-2A0AKA



## Housing B2, large display, door mounting

- X1** – DI8-X1: Wide-range power supply unit, incl. 2 non-grouped digital inputs and 6 grouped digital inputs
- X2** – OR6: Assembly Group with 6 Output Relays
- X3** – TI: Standard current measuring card (for the neutral side of the differential protection)
- X4** – TI: Standard current measuring card (for the mains side of the differential protection)
- X5** – DI8-OR4: Assembly Group with 8 Digital Inputs and 4 Output Relays
- X6** – TU: Card with 4 voltage transformer measuring inputs
- X102** – Universal Resistance-Temperature Detector (URTD) input, Fiber optics interface, Versatile Link
- X103** – IEC 61850 / Modbus TCP / DNP3.0 TCP/UDP, Fiber optics interface, LC Connector
- X104** – IRIG-B00X, incl. System Contact (Supervision Contact)

# MCDGV4-2A0AKB

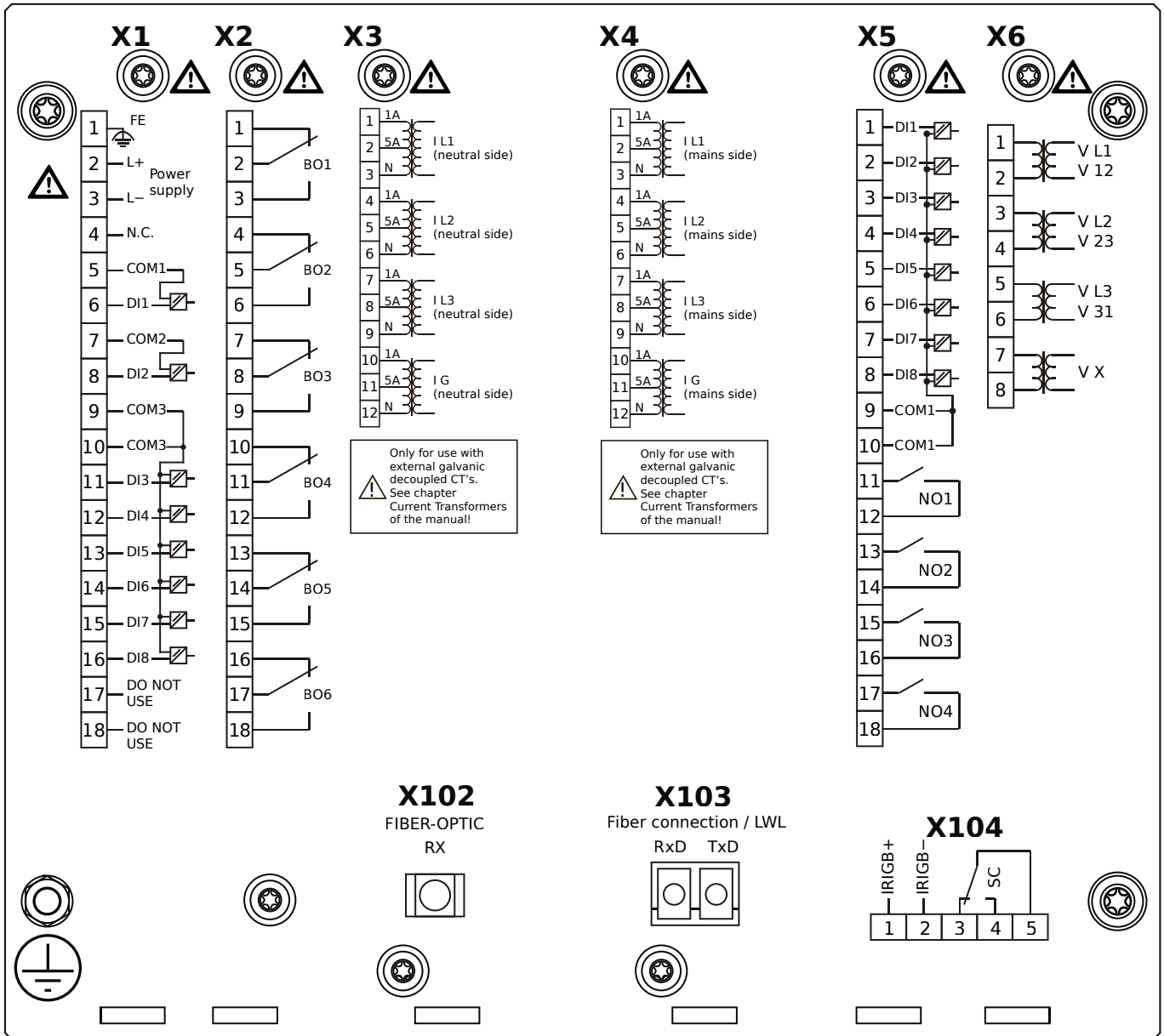


## Housing B2, large display, door mounting

+ Conformal Coating (for installations in harsh environment)

- X1** – DI8-X1: Wide-range power supply unit, incl. 2 non-grouped digital inputs and 6 grouped digital inputs
- X2** – OR6: Assembly Group with 6 Output Relays
- X3** – TI: Standard current measuring card (for the neutral side of the differential protection)
- X4** – TI: Standard current measuring card (for the mains side of the differential protection)
- X5** – DI8-OR4: Assembly Group with 8 Digital Inputs and 4 Output Relays
- X6** – TU: Card with 4 voltage transformer measuring inputs
- X102** – Universal Resistance-Temperature Detector (URTD) input, Fiber optics interface, Versatile Link
- X103** – IEC 61850 / Modbus TCP / DNP3.0 TCP/UDP, Fiber optics interface, LC Connector
- X104** – IRIG-B00X, incl. System Contact (Supervision Contact)

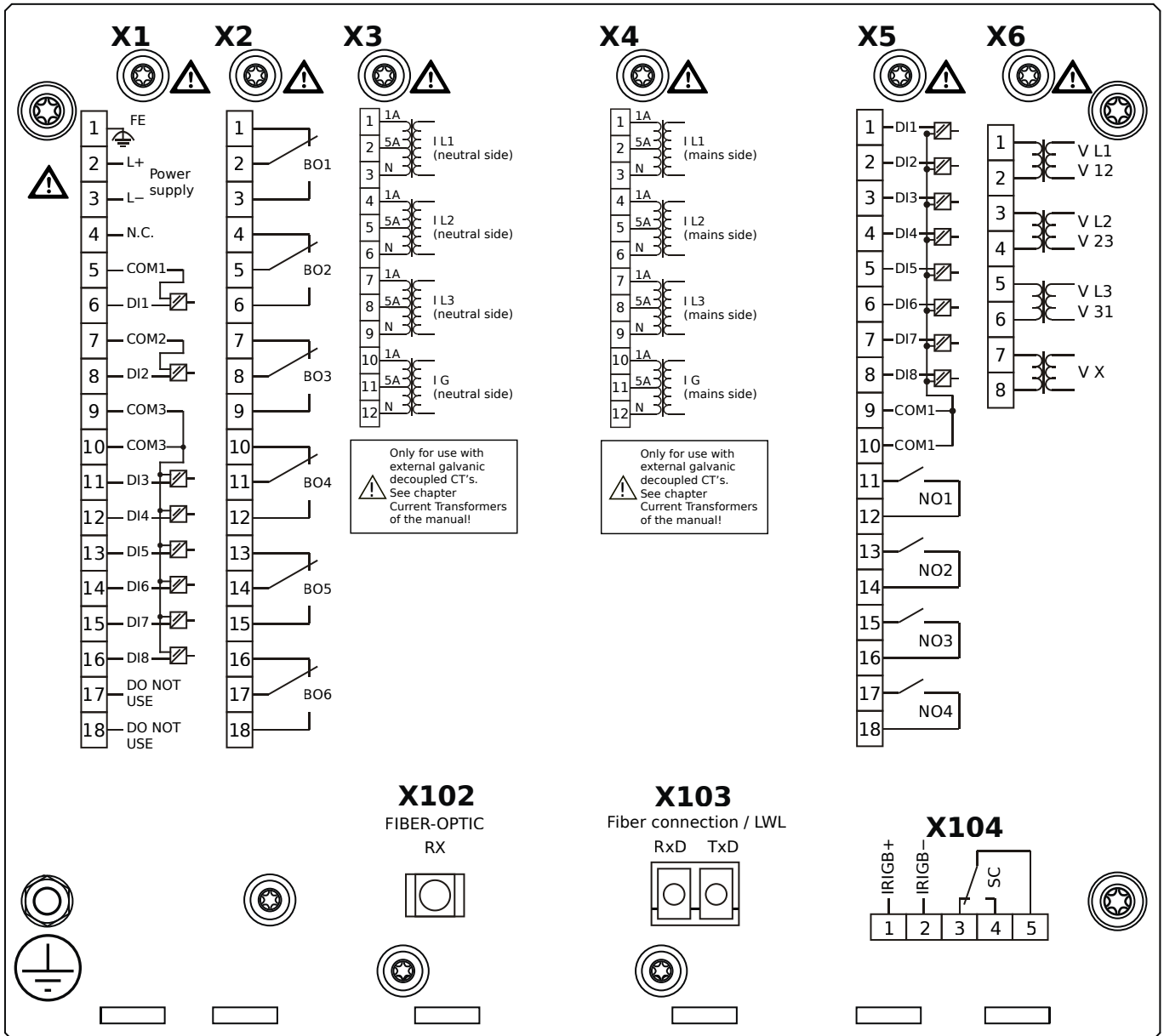
# MCDGV4-2A0ALA



## Housing B2, large display, door mounting

- X1** – DI8-X1: Wide-range power supply unit, incl. 2 non-grouped digital inputs and 6 grouped digital inputs
- X2** – OR6: Assembly Group with 6 Output Relays
- X3** – TI: Standard current measuring card (for the neutral side of the differential protection)
- X4** – TI: Standard current measuring card (for the mains side of the differential protection)
- X5** – DI8-OR4: Assembly Group with 8 Digital Inputs and 4 Output Relays
- X6** – TU: Card with 4 voltage transformer measuring inputs
- X102** – Universal Resistance-Temperature Detector (URTD) input, Fiber optics interface, Versatile Link
- X103** – Modbus TCP / DNP3.0 TCP/UDP, Fiber optics interface, LC Connector
- X104** – IRIG-B00X, incl. System Contact (Supervision Contact)

# MCDGV4-2A0ALB

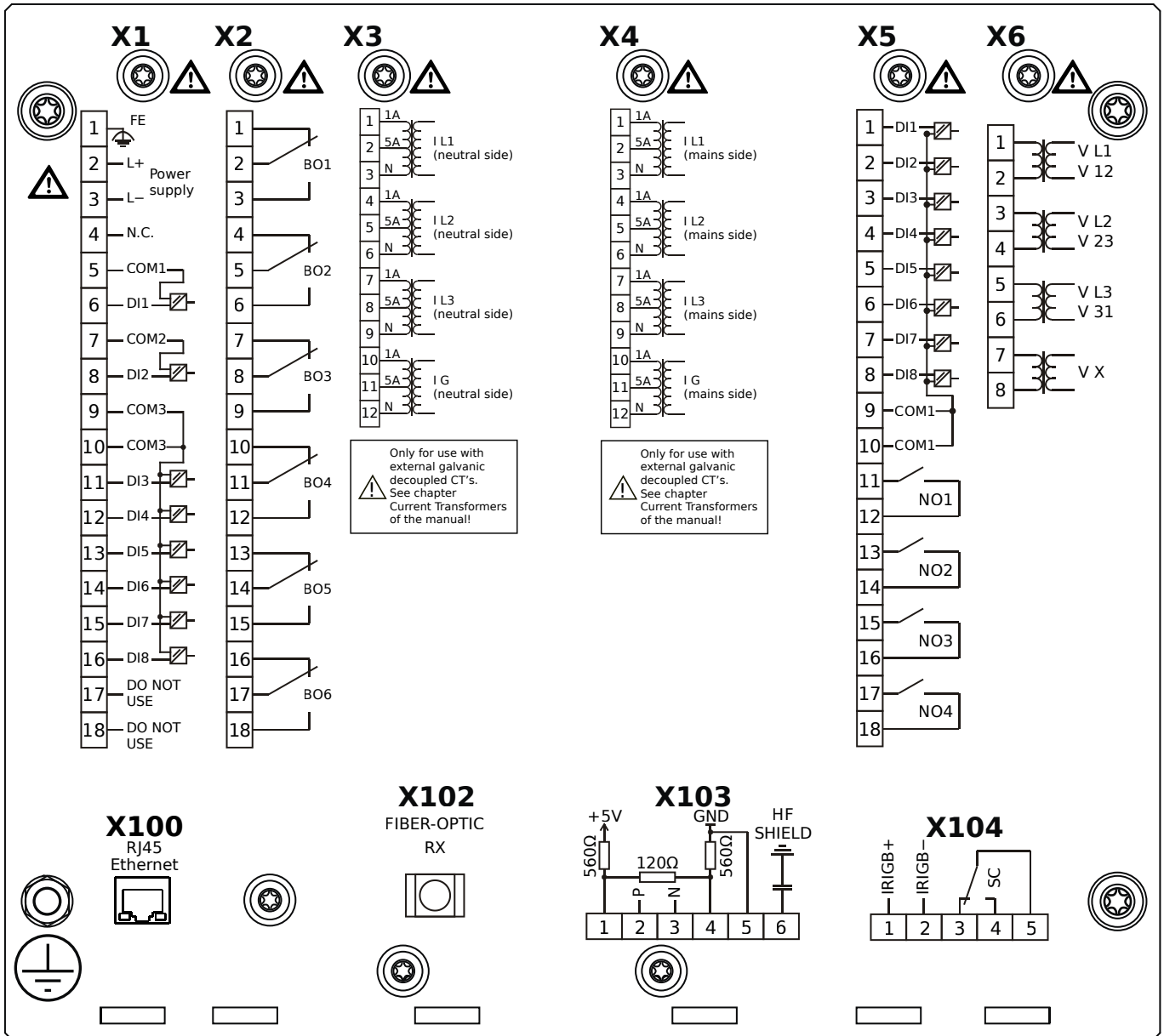


## Housing B2, large display, door mounting

+ Conformal Coating (for installations in harsh environment)

- X1** – DI8-X1: Wide-range power supply unit, incl. 2 non-grouped digital inputs and 6 grouped digital inputs
- X2** – OR6: Assembly Group with 6 Output Relays
- X3** – TI: Standard current measuring card (for the neutral side of the differential protection)
- X4** – TI: Standard current measuring card (for the mains side of the differential protection)
- X5** – DI8-OR4: Assembly Group with 8 Digital Inputs and 4 Output Relays
- X6** – TU: Card with 4 voltage transformer measuring inputs
- X102** – Universal Resistance-Temperature Detector (URTD) input, Fiber optics interface, Versatile Link
- X103** – Modbus TCP / DNP3.0 TCP/UDP, Fiber optics interface, LC Connector
- X104** – IRIG-B00X, incl. System Contact (Supervision Contact)

# MCDGV4-2A0ATA

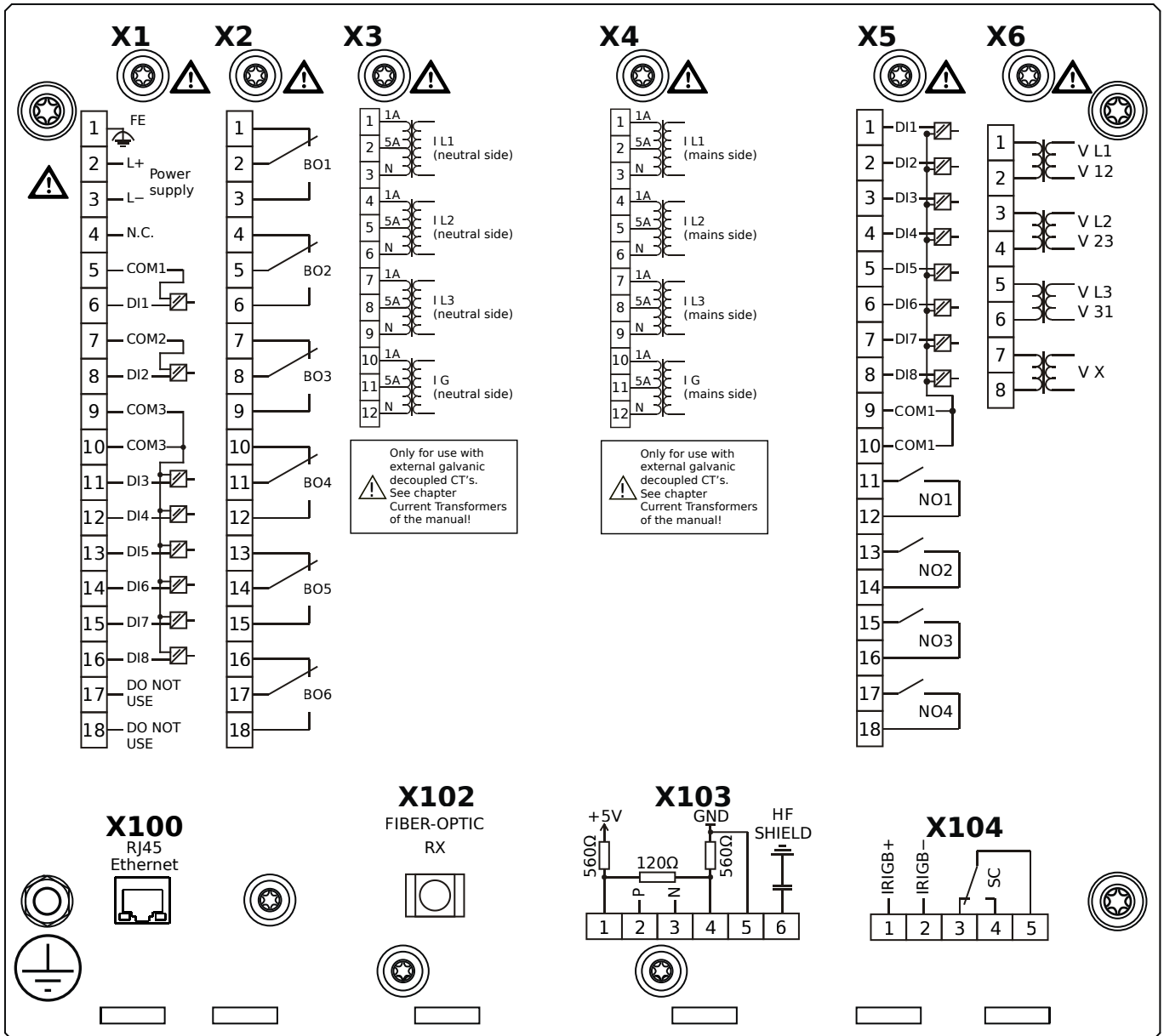


## Housing B2, large display, door mounting

- X1** – DI8-X1: Wide-range power supply unit, incl. 2 non-grouped digital inputs and 6 grouped digital inputs
- X2** – OR6: Assembly Group with 6 Output Relays
- X3** – TI: Standard current measuring card (for the neutral side of the differential protection)
- X4** – TI: Standard current measuring card (for the mains side of the differential protection)
- X5** – DI8-OR4: Assembly Group with 8 Digital Inputs and 4 Output Relays
- X6** – TU: Card with 4 voltage transformer measuring inputs
- X100** – IEC 61850 / Modbus TCP / DNP3.0 TCP/UDP, Ethernet interface, 100 Mbit/s, RJ45 (BASE100-FX)
- X102** – Universal Resistance-Temperature Detector (URTD) input, Fiber optics interface, Versatile Link
- X103** – IEC 60870-5-103 / Modbus RTU / DNP3.0 RTU, RS485, Terminals
- X104** – IRIG-B00X, incl. System Contact (Supervision Contact)



# MCDGV4-2A0ATB

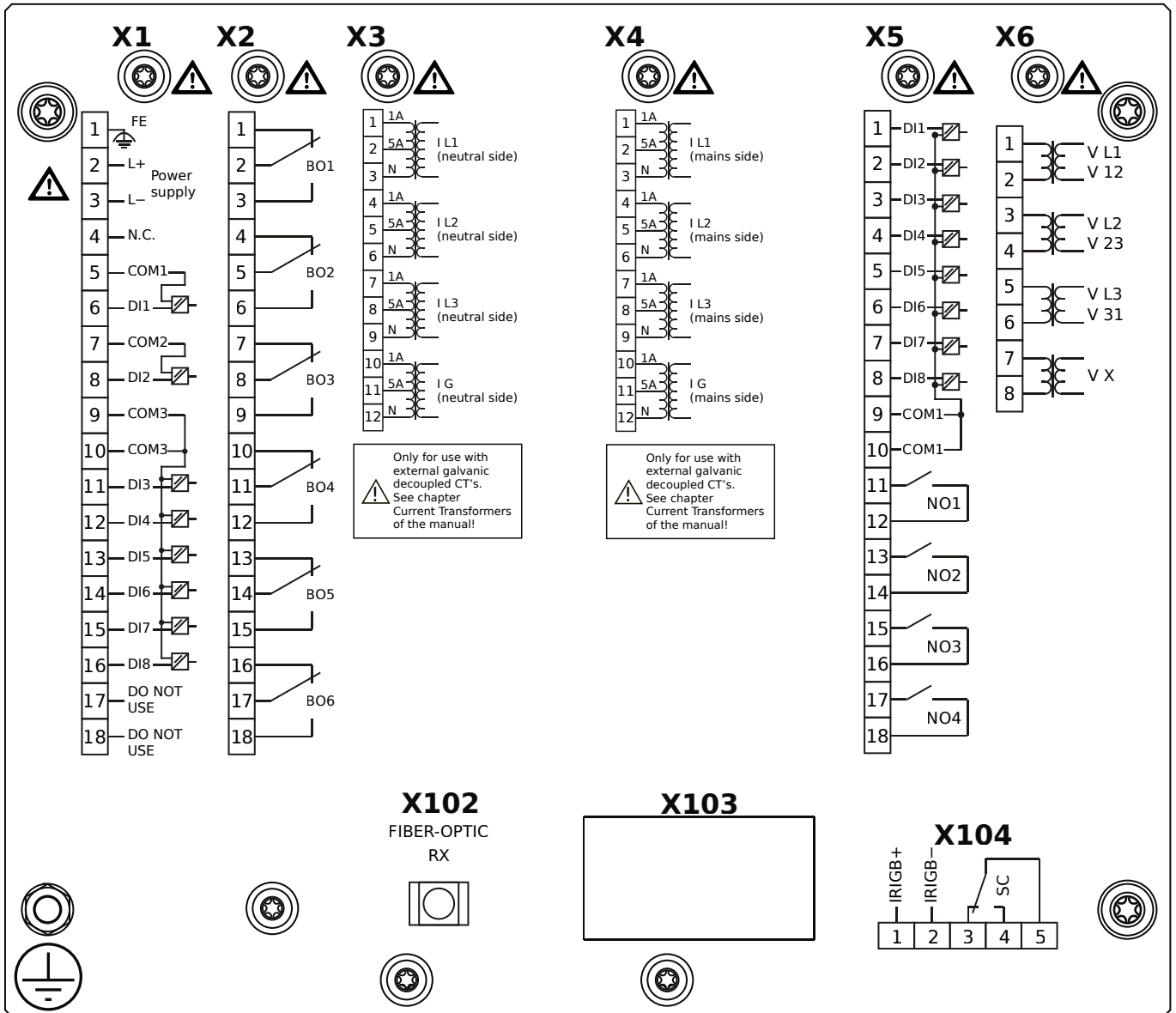


## Housing B2, large display, door mounting

+ Conformal Coating (for installations in harsh environment)

- X1** – DI8-X1: Wide-range power supply unit, incl. 2 non-grouped digital inputs and 6 grouped digital inputs
- X2** – OR6: Assembly Group with 6 Output Relays
- X3** – TI: Standard current measuring card (for the neutral side of the differential protection)
- X4** – TI: Standard current measuring card (for the mains side of the differential protection)
- X5** – DI8-OR4: Assembly Group with 8 Digital Inputs and 4 Output Relays
- X6** – TU: Card with 4 voltage transformer measuring inputs
- X100** – IEC 61850 / Modbus TCP / DNP3.0 TCP/UDP, Ethernet interface, 100 Mbit/s, RJ45 (BASE100-FX)
- X102** – Universal Resistance-Temperature Detector (URTD) input, Fiber optics interface, Versatile Link
- X103** – IEC 60870-5-103 / Modbus RTU / DNP3.0 RTU, RS485, Terminals
- X104** – IRIG-B00X, incl. System Contact (Supervision Contact)

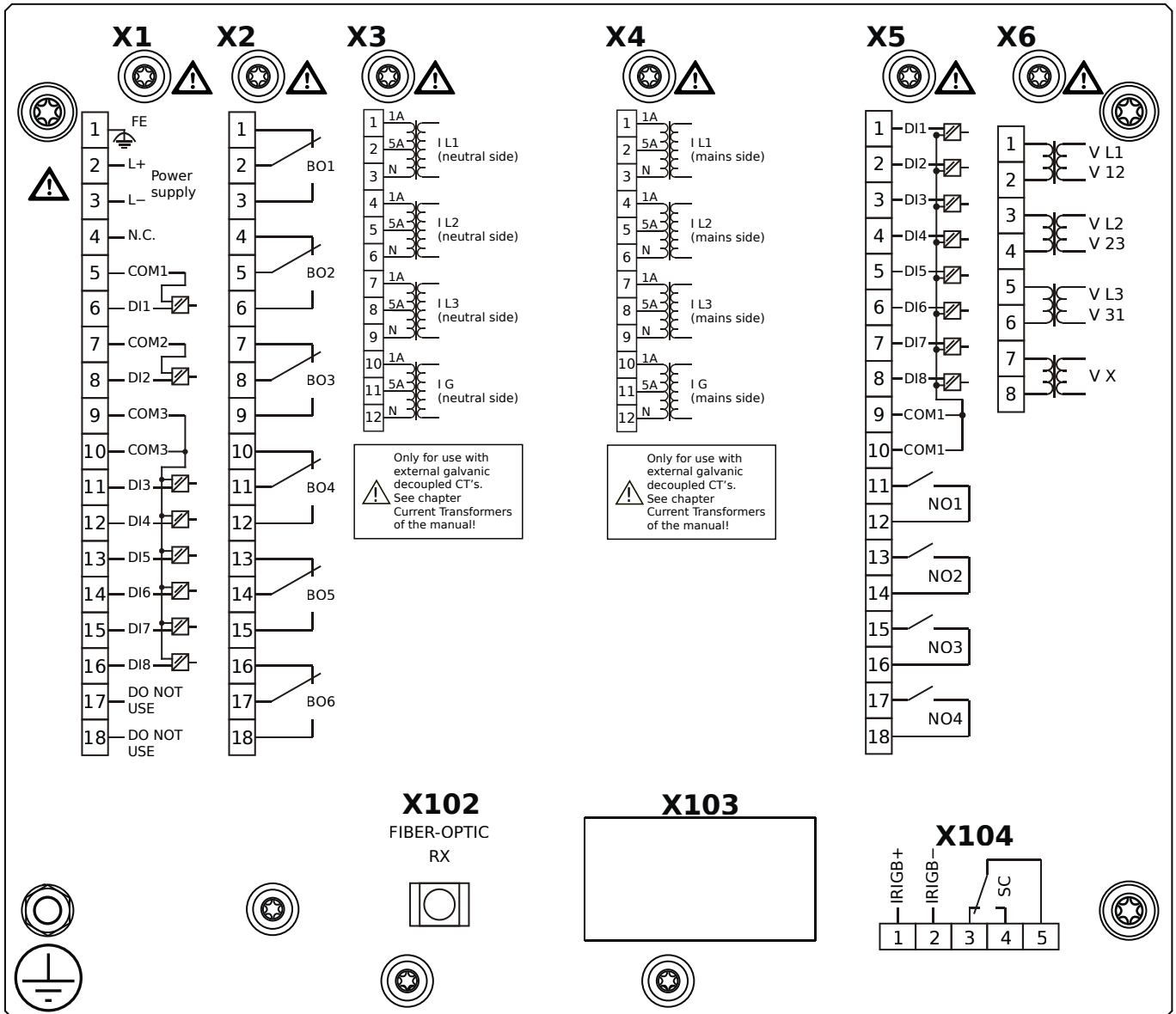
# MCDGV4-2A0BAA



## Housing B2, large display, 19" rack mounting

- X1** – DI8-X1: Wide-range power supply unit, incl. 2 non-grouped digital inputs and 6 grouped digital inputs
- X2** – OR6: Assembly Group with 6 Output Relays
- X3** – TI: Standard current measuring card (for the neutral side of the differential protection)
- X4** – TI: Standard current measuring card (for the mains side of the differential protection)
- X5** – DI8-OR4: Assembly Group with 8 Digital Inputs and 4 Output Relays
- X6** – TU: Card with 4 voltage transformer measuring inputs
- X102** – Universal Resistance-Temperature Detector (URTD) input, Fiber optics interface, Versatile Link
- X104** – IRIG-B00X, incl. System Contact (Supervision Contact)

# MCDGV4-2A0BAB

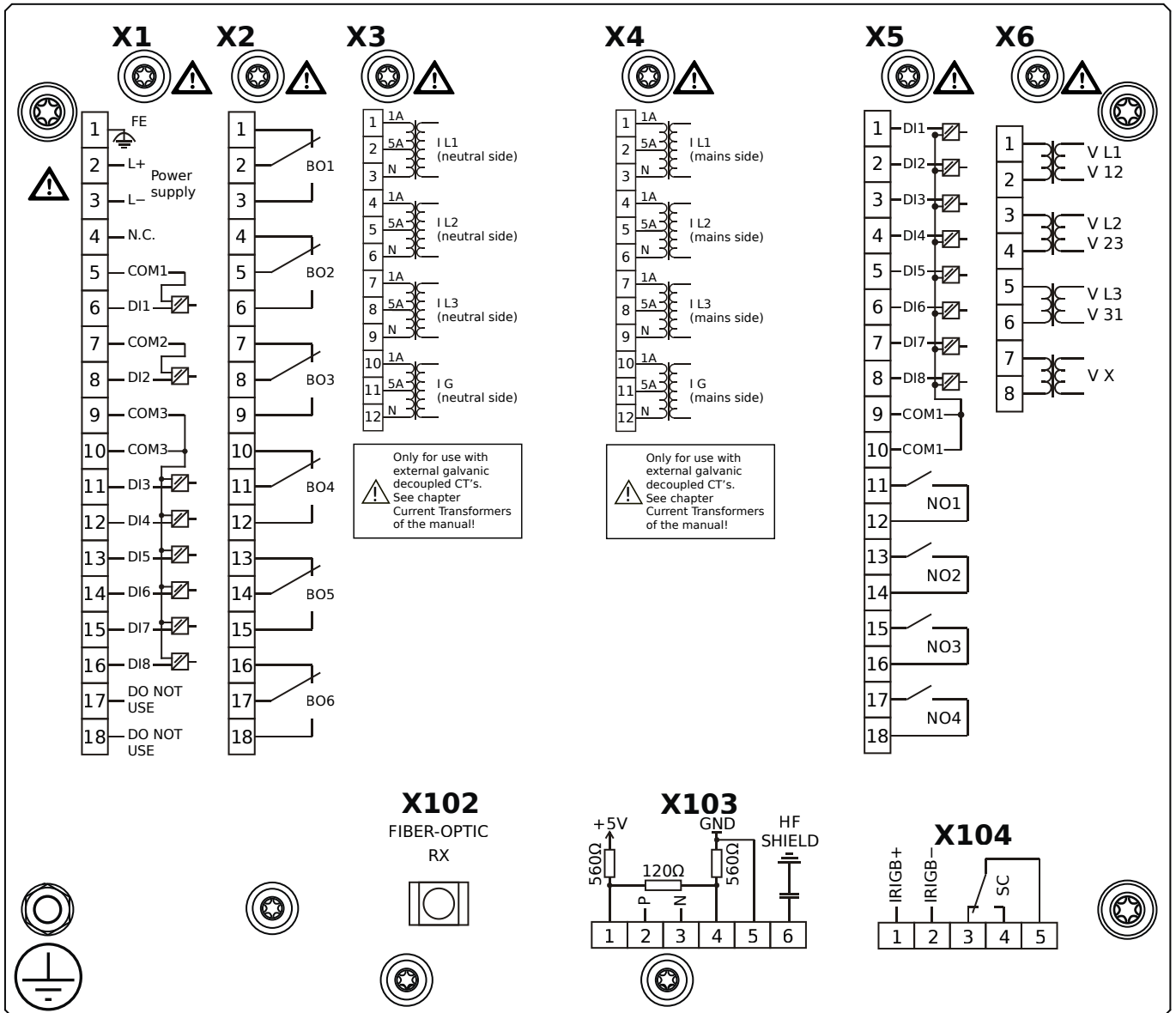


## Housing B2, large display, 19" rack mounting

+ Conformal Coating (for installations in harsh environment)

- X1** – DI8-X1: Wide-range power supply unit, incl. 2 non-grouped digital inputs and 6 grouped digital inputs
- X2** – OR6: Assembly Group with 6 Output Relays
- X3** – TI: Standard current measuring card (for the neutral side of the differential protection)
- X4** – TI: Standard current measuring card (for the mains side of the differential protection)
- X5** – DI8-OR4: Assembly Group with 8 Digital Inputs and 4 Output Relays
- X6** – TU: Card with 4 voltage transformer measuring inputs
- X102** – Universal Resistance-Temperature Detector (URTD) input, Fiber optics interface, Versatile Link
- X104** – IRIG-B00X, incl. System Contact (Supervision Contact)

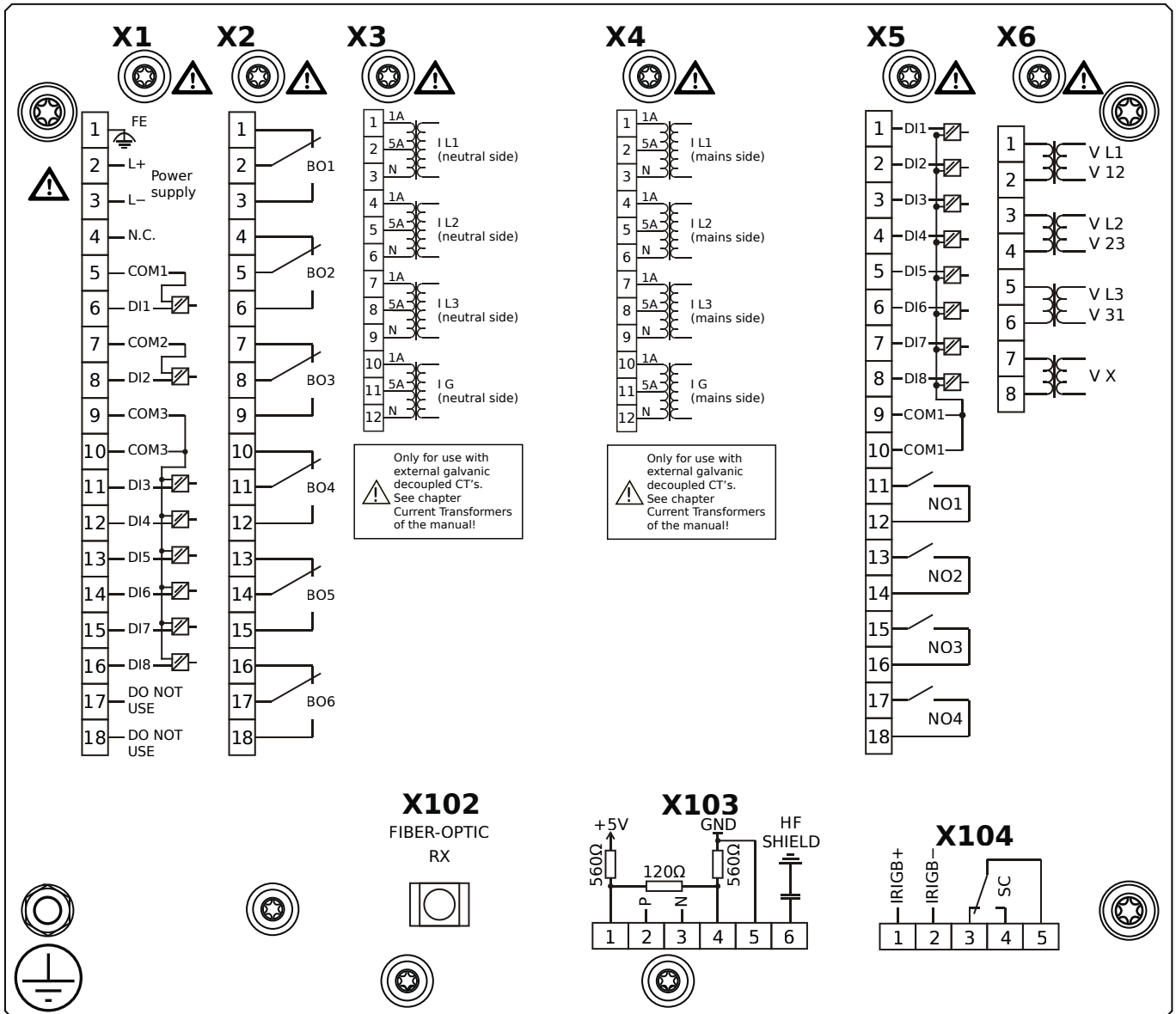
# MCDGV4-2A0BBA



## Housing B2, large display, 19" rack mounting

- X1** – DI8-X1: Wide-range power supply unit, incl. 2 non-grouped digital inputs and 6 grouped digital inputs
- X2** – OR6: Assembly Group with 6 Output Relays
- X3** – TI: Standard current measuring card (for the neutral side of the differential protection)
- X4** – TI: Standard current measuring card (for the mains side of the differential protection)
- X5** – DI8-OR4: Assembly Group with 8 Digital Inputs and 4 Output Relays
- X6** – TU: Card with 4 voltage transformer measuring inputs
- X102** – Universal Resistance-Temperature Detector (URTD) input, Fiber optics interface, Versatile Link
- X103** – Modbus RTU / IEC 60870-5-103 / DNP3.0 RTU, RS485, Terminals
- X104** – IRIG-B00X, incl. System Contact (Supervision Contact)

# MCDGV4-2A0BBB

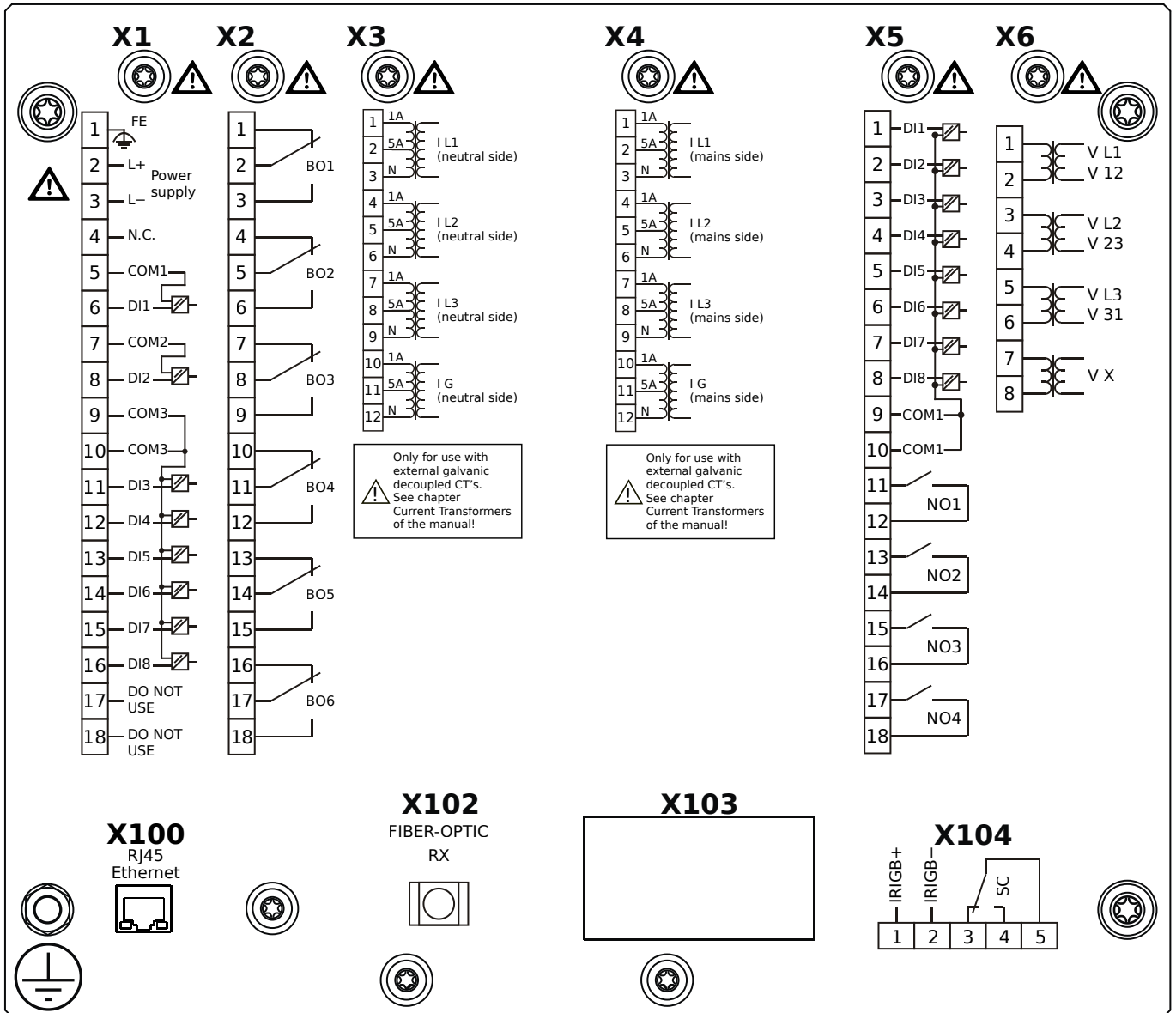


## Housing B2, large display, 19" rack mounting

+ Conformal Coating (for installations in harsh environment)

- X1** – DI8-X1: Wide-range power supply unit, incl. 2 non-grouped digital inputs and 6 grouped digital inputs
- X2** – OR6: Assembly Group with 6 Output Relays
- X3** – TI: Standard current measuring card (for the neutral side of the differential protection)
- X4** – TI: Standard current measuring card (for the mains side of the differential protection)
- X5** – DI8-OR4: Assembly Group with 8 Digital Inputs and 4 Output Relays
- X6** – TU: Card with 4 voltage transformer measuring inputs
- X102** – Universal Resistance-Temperature Detector (URTD) input, Fiber optics interface, Versatile Link
- X103** – Modbus RTU / IEC 60870-5-103 / DNP3.0 RTU, RS485, Terminals
- X104** – IRIG-B00X, incl. System Contact (Supervision Contact)

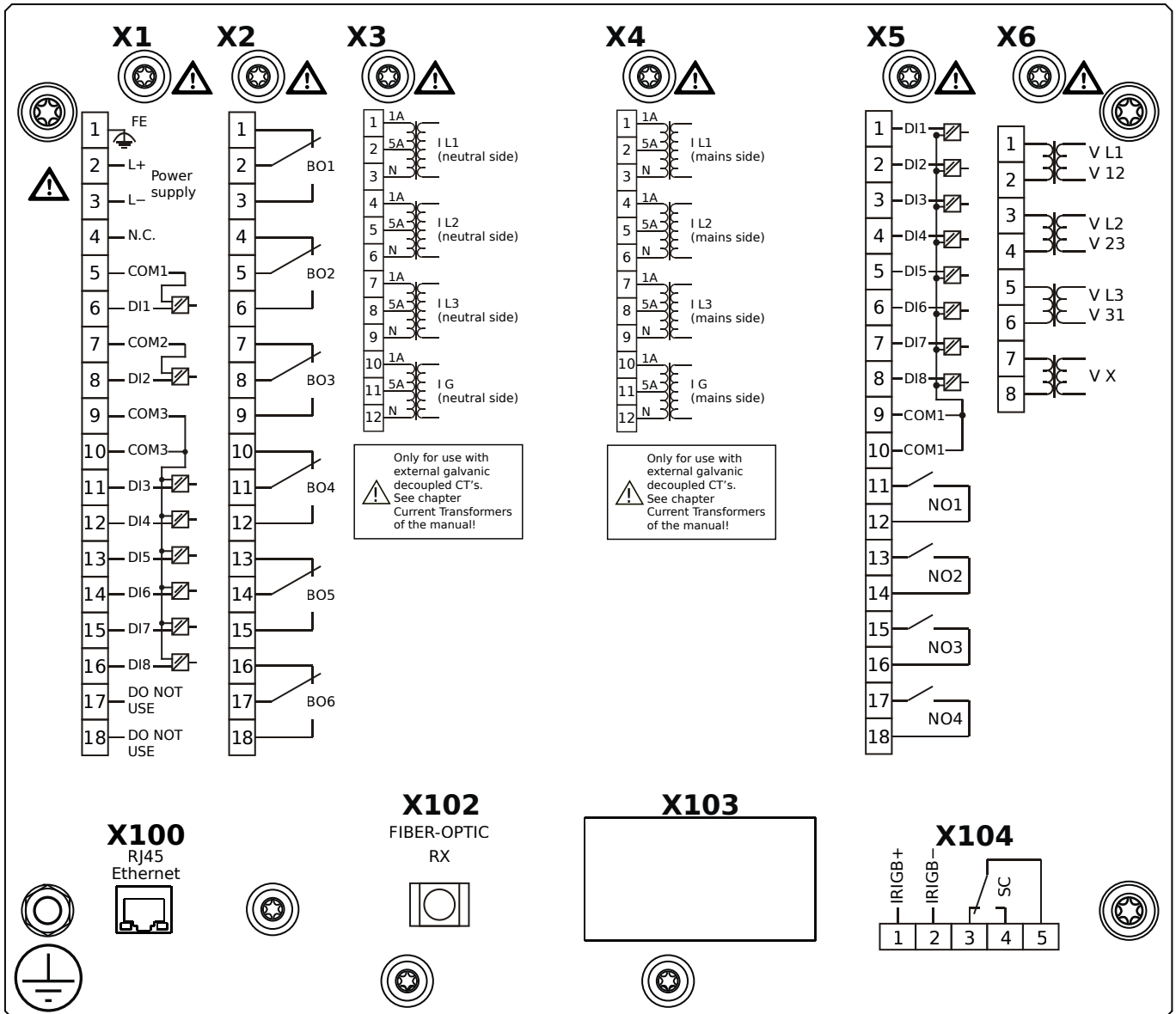
# MCDGV4-2A0BCA



## Housing B2, large display, 19" rack mounting

- X1** – DI8-X1: Wide-range power supply unit, incl. 2 non-grouped digital inputs and 6 grouped digital inputs
- X2** – OR6: Assembly Group with 6 Output Relays
- X3** – TI: Standard current measuring card (for the neutral side of the differential protection)
- X4** – TI: Standard current measuring card (for the mains side of the differential protection)
- X5** – DI8-OR4: Assembly Group with 8 Digital Inputs and 4 Output Relays
- X6** – TU: Card with 4 voltage transformer measuring inputs
- X100** – Modbus TCP / DNP3.0 TCP/UDP, Ethernet interface, 100 Mbit/s, RJ45 (BASE100-FX)
- X102** – Universal Resistance-Temperature Detector (URTD) input, Fiber optics interface, Versatile Link
- X104** – IRIG-B00X, incl. System Contact (Supervision Contact)

# MCDGV4-2A0BCB

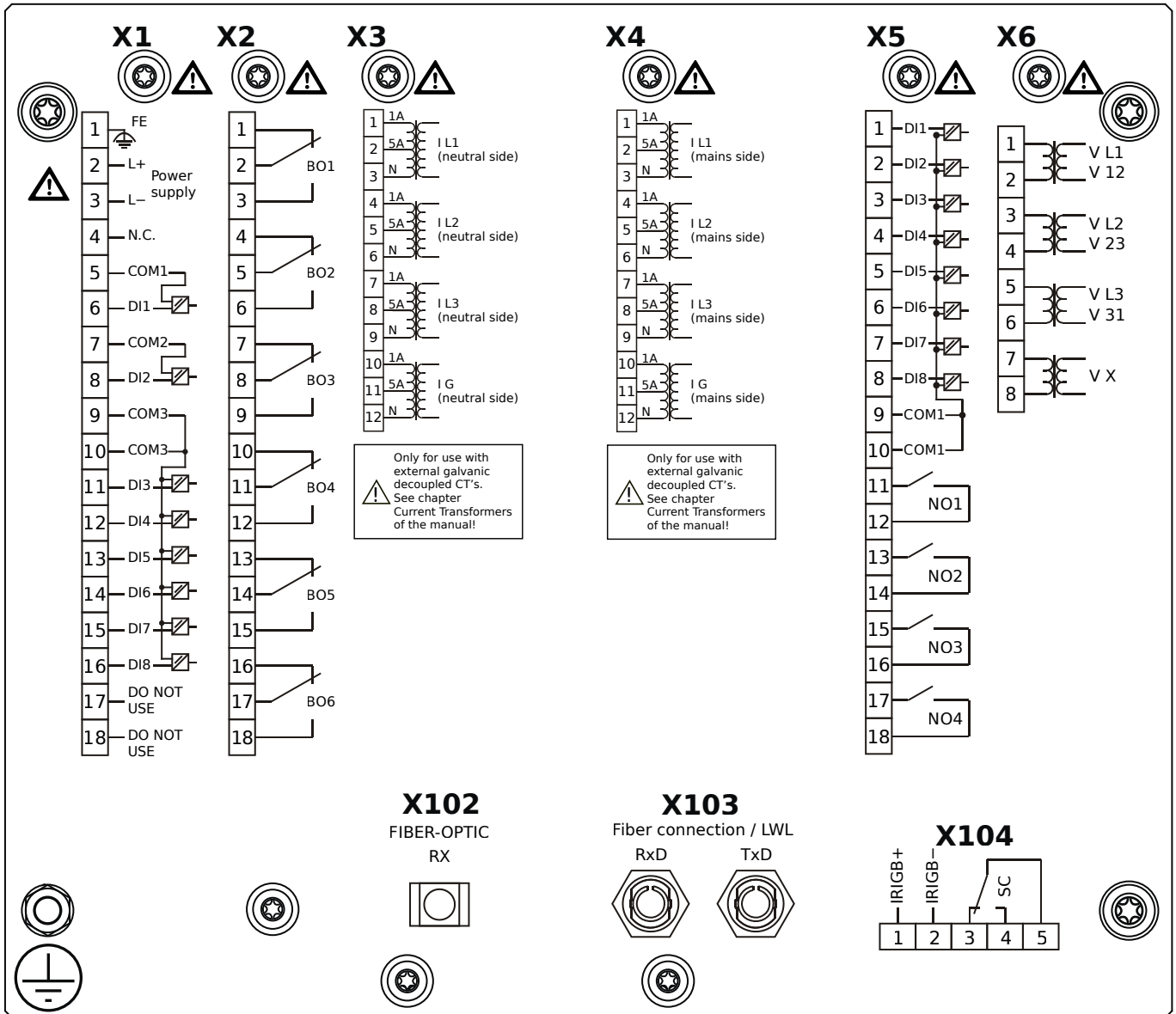


## Housing B2, large display, 19" rack mounting

+ Conformal Coating (for installations in harsh environment)

- X1** – DI8-X1: Wide-range power supply unit, incl. 2 non-grouped digital inputs and 6 grouped digital inputs
- X2** – OR6: Assembly Group with 6 Output Relays
- X3** – TI: Standard current measuring card (for the neutral side of the differential protection)
- X4** – TI: Standard current measuring card (for the mains side of the differential protection)
- X5** – DI8-OR4: Assembly Group with 8 Digital Inputs and 4 Output Relays
- X6** – TU: Card with 4 voltage transformer measuring inputs
- X100** – Modbus TCP / DNP3.0 TCP/UDP, Ethernet interface, 100 Mbit/s, RJ45 (BASE100-FX)
- X102** – Universal Resistance-Temperature Detector (URTD) input, Fiber optics interface, Versatile Link
- X104** – IRIG-B00X, incl. System Contact (Supervision Contact)

# MCDGV4-2A0BDA

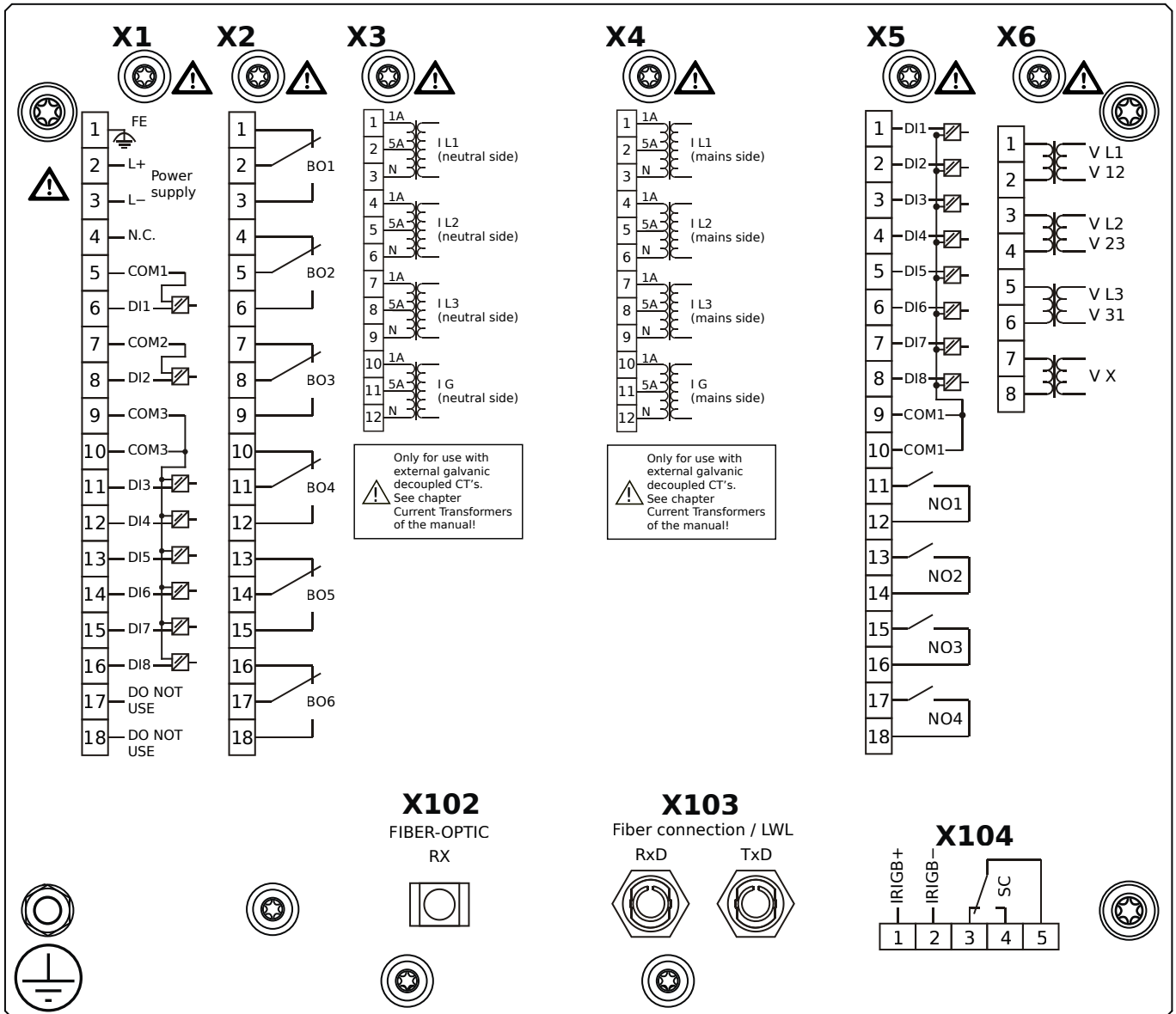


## Housing B2, large display, 19" rack mounting

- X1** – DI8-X1: Wide-range power supply unit, incl. 2 non-grouped digital inputs and 6 grouped digital inputs
- X2** – OR6: Assembly Group with 6 Output Relays
- X3** – TI: Standard current measuring card (for the neutral side of the differential protection)
- X4** – TI: Standard current measuring card (for the mains side of the differential protection)
- X5** – DI8-OR4: Assembly Group with 8 Digital Inputs and 4 Output Relays
- X6** – TU: Card with 4 voltage transformer measuring inputs
- X102** – Universal Resistance-Temperature Detector (URTD) input, Fiber optics interface, Versatile Link
- X103** – Profibus-DP, Fiber optics interface, ST Connector
- X104** – IRIG-B00X, incl. System Contact (Supervision Contact)



# MCDGV4-2A0BDB

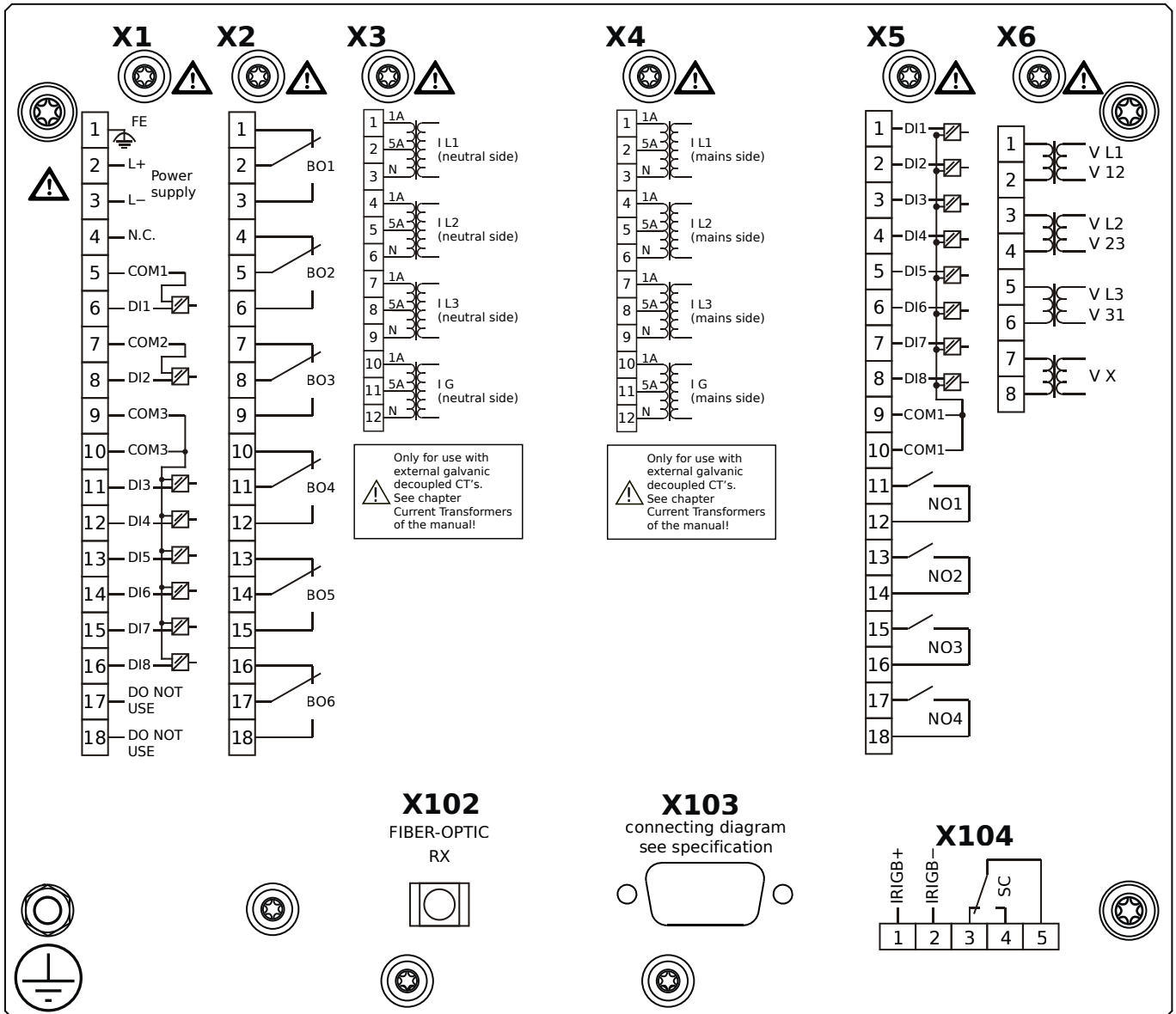


## Housing B2, large display, 19" rack mounting

+ Conformal Coating (for installations in harsh environment)

- X1** – DI8-X1: Wide-range power supply unit, incl. 2 non-grouped digital inputs and 6 grouped digital inputs
- X2** – OR6: Assembly Group with 6 Output Relays
- X3** – TI: Standard current measuring card (for the neutral side of the differential protection)
- X4** – TI: Standard current measuring card (for the mains side of the differential protection)
- X5** – DI8-OR4: Assembly Group with 8 Digital Inputs and 4 Output Relays
- X6** – TU: Card with 4 voltage transformer measuring inputs
- X102** – Universal Resistance-Temperature Detector (URTD) input, Fiber optics interface, Versatile Link
- X103** – Profibus-DP, Fiber optics interface, ST Connector
- X104** – IRIG-B00X, incl. System Contact (Supervision Contact)

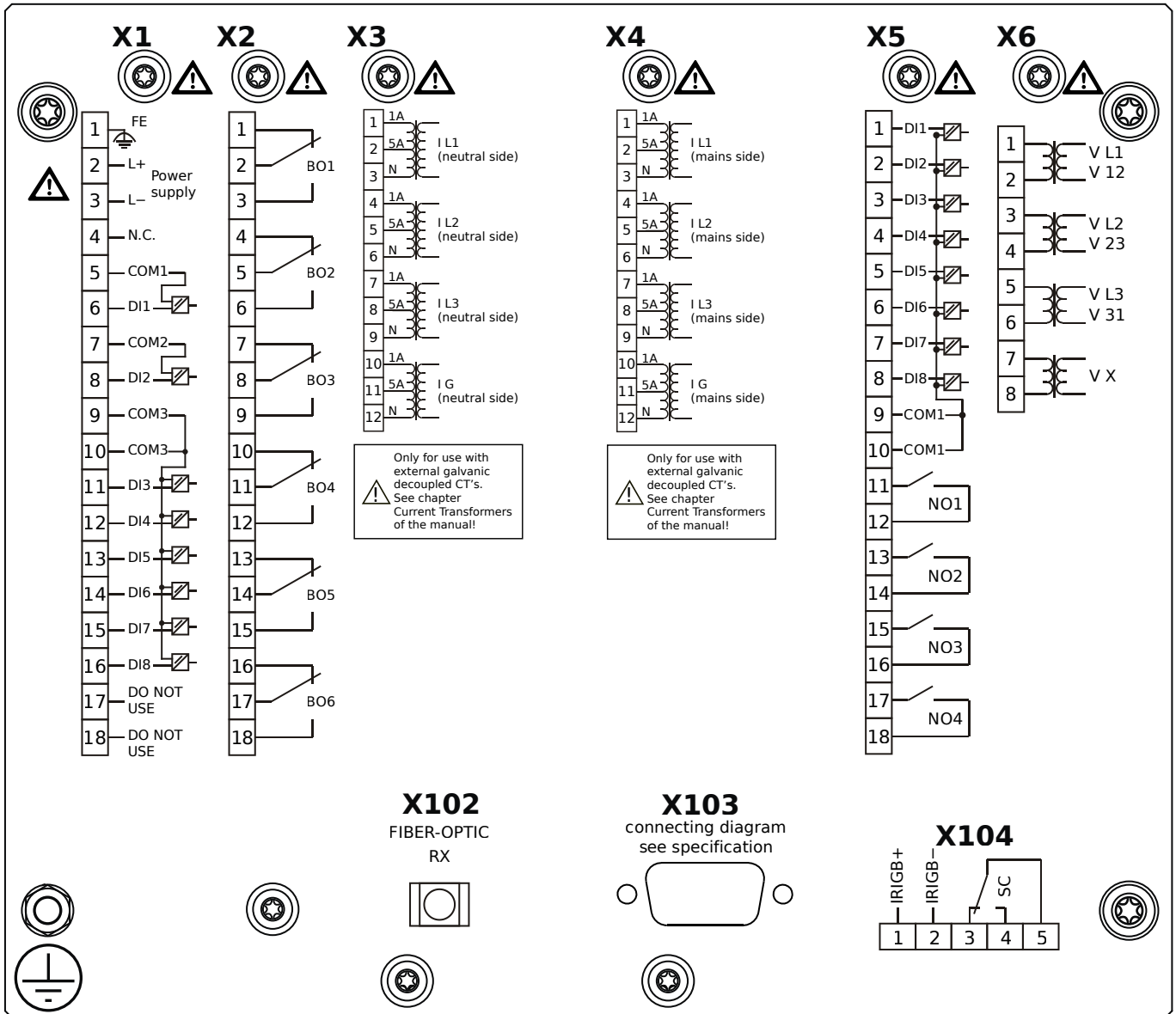
# MCDGV4-2A0BEA



## Housing B2, large display, 19" rack mounting

- X1** – DI8-X1: Wide-range power supply unit, incl. 2 non-grouped digital inputs and 6 grouped digital inputs
- X2** – OR6: Assembly Group with 6 Output Relays
- X3** – TI: Standard current measuring card (for the neutral side of the differential protection)
- X4** – TI: Standard current measuring card (for the mains side of the differential protection)
- X5** – DI8-OR4: Assembly Group with 8 Digital Inputs and 4 Output Relays
- X6** – TU: Card with 4 voltage transformer measuring inputs
- X102** – Universal Resistance-Temperature Detector (URTD) input, Fiber optics interface, Versatile Link
- X103** – Profibus-DP, RS485, D-SUB
- X104** – IRIG-B00X, incl. System Contact (Supervision Contact)

# MCDGV4-2A0BEB

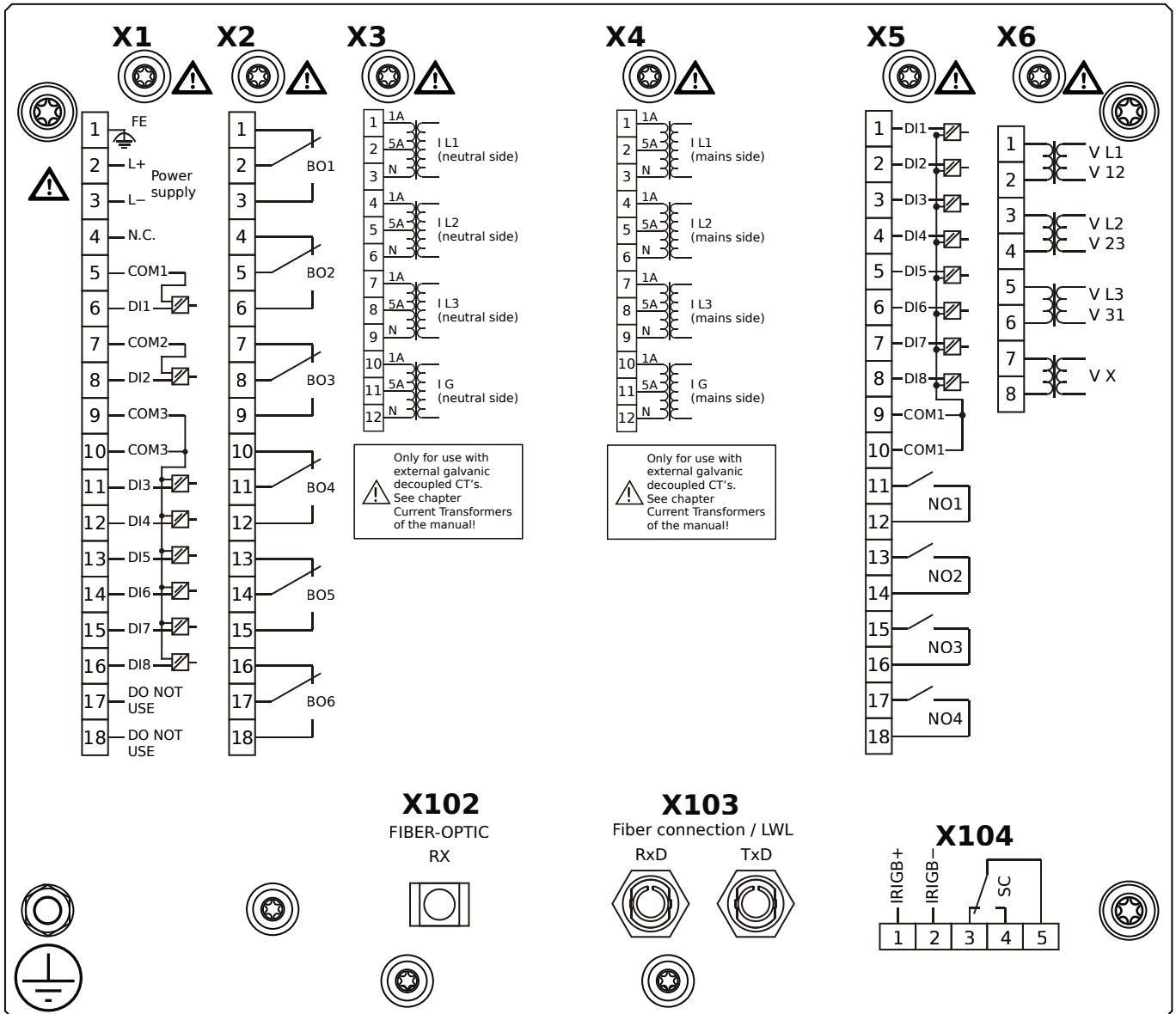


## Housing B2, large display, 19" rack mounting

+ Conformal Coating (for installations in harsh environment)

- X1** – DI8-X1: Wide-range power supply unit, incl. 2 non-grouped digital inputs and 6 grouped digital inputs
- X2** – OR6: Assembly Group with 6 Output Relays
- X3** – TI: Standard current measuring card (for the neutral side of the differential protection)
- X4** – TI: Standard current measuring card (for the mains side of the differential protection)
- X5** – DI8-OR4: Assembly Group with 8 Digital Inputs and 4 Output Relays
- X6** – TU: Card with 4 voltage transformer measuring inputs
- X102** – Universal Resistance-Temperature Detector (URTD) input, Fiber optics interface, Versatile Link
- X103** – Profibus-DP, RS485, D-SUB
- X104** – IRIG-B00X, incl. System Contact (Supervision Contact)

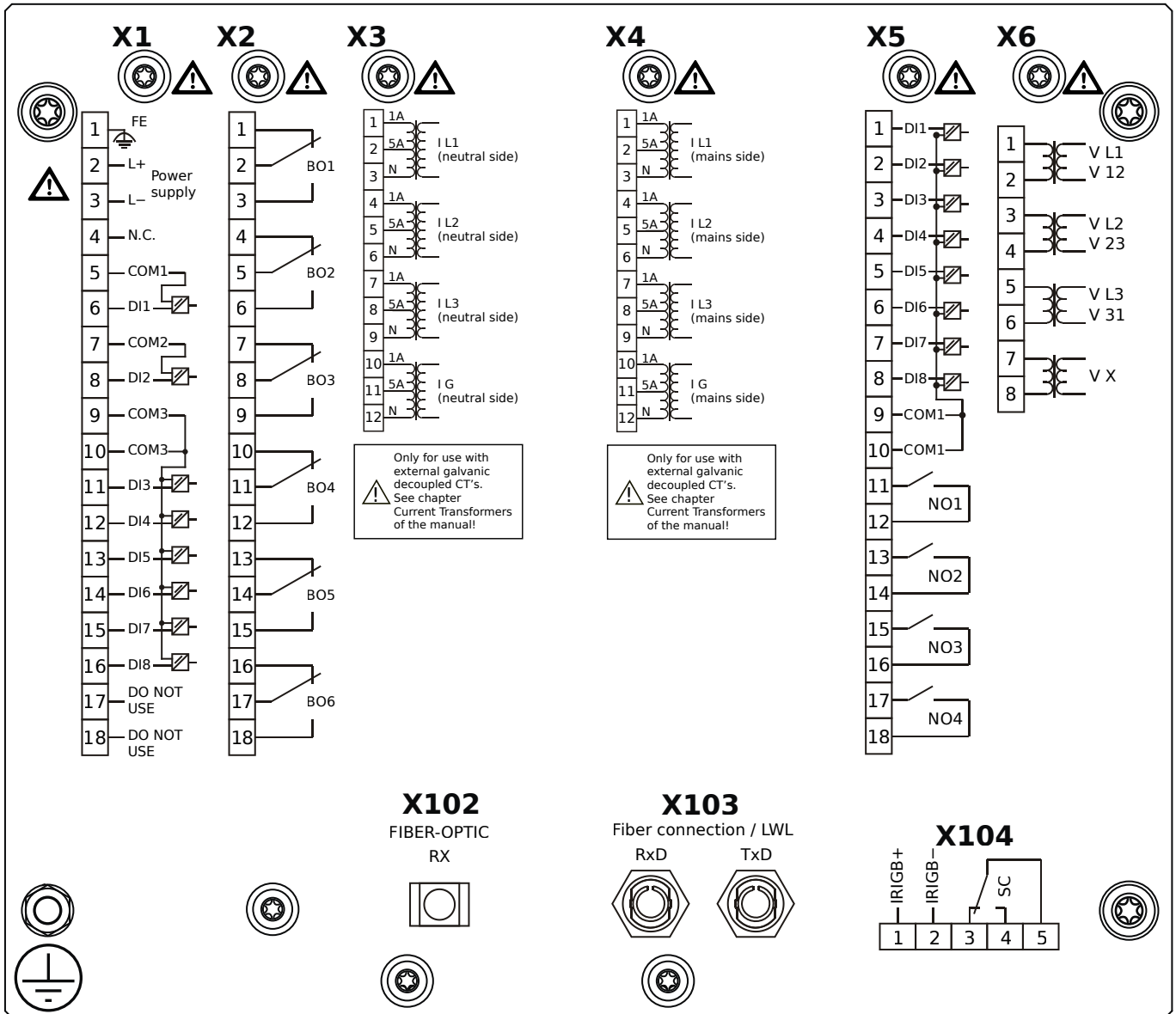
# MCDGV4-2A0BFA



## Housing B2, large display, 19" rack mounting

- X1** – DI8-X1: Wide-range power supply unit, incl. 2 non-grouped digital inputs and 6 grouped digital inputs
- X2** – OR6: Assembly Group with 6 Output Relays
- X3** – TI: Standard current measuring card (for the neutral side of the differential protection)
- X4** – TI: Standard current measuring card (for the mains side of the differential protection)
- X5** – DI8-OR4: Assembly Group with 8 Digital Inputs and 4 Output Relays
- X6** – TU: Card with 4 voltage transformer measuring inputs
- X102** – Universal Resistance-Temperature Detector (URTD) input, Fiber optics interface, Versatile Link
- X103** – Modbus RTU / IEC 60870-5-103 / DNP3.0 RTU, Fiber optics interface, ST Connector
- X104** – IRIG-B00X, incl. System Contact (Supervision Contact)

# MCDGV4-2A0BFB

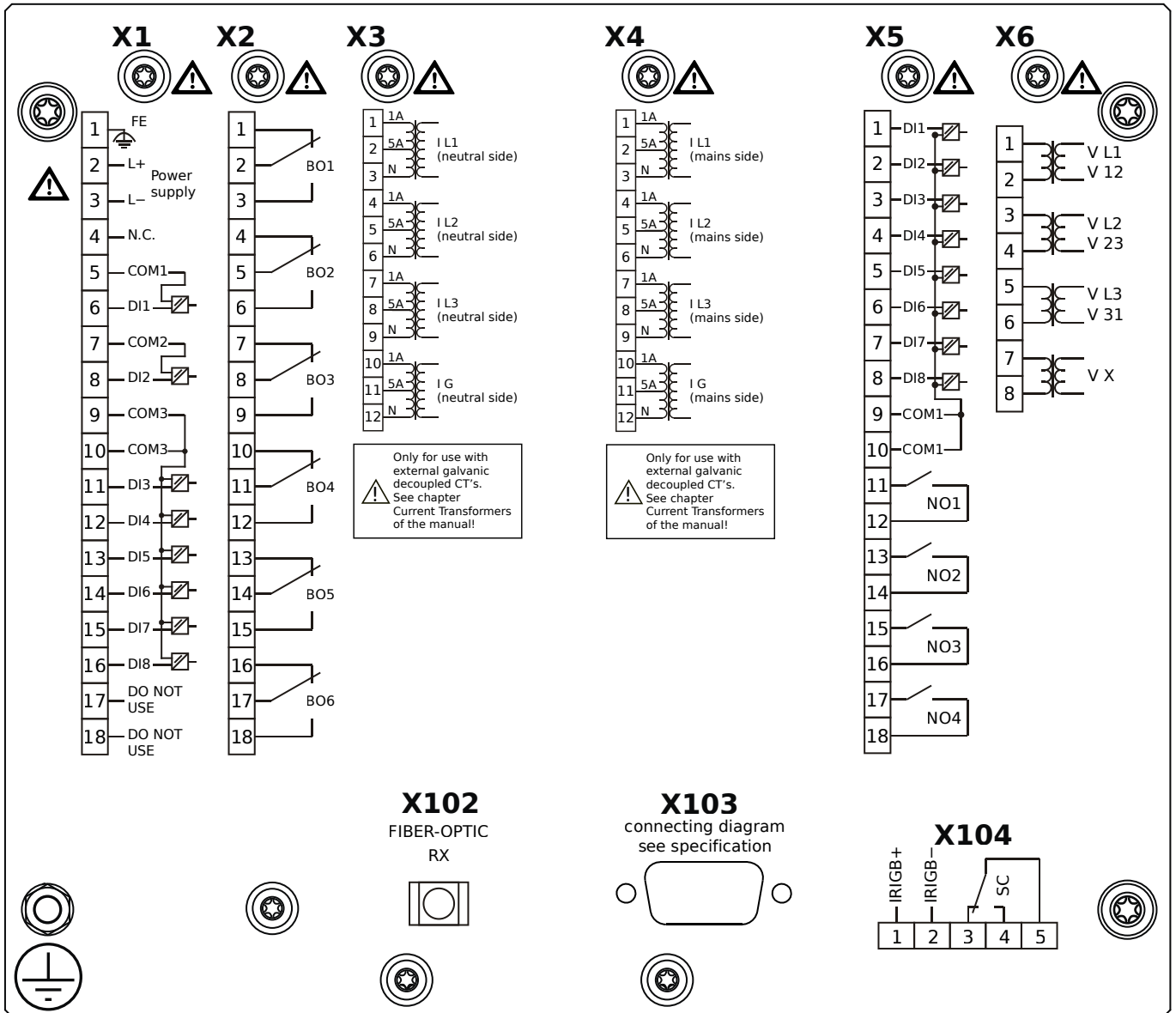


## Housing B2, large display, 19" rack mounting

+ Conformal Coating (for installations in harsh environment)

- X1** – DI8-X1: Wide-range power supply unit, incl. 2 non-grouped digital inputs and 6 grouped digital inputs
- X2** – OR6: Assembly Group with 6 Output Relays
- X3** – TI: Standard current measuring card (for the neutral side of the differential protection)
- X4** – TI: Standard current measuring card (for the mains side of the differential protection)
- X5** – DI8-OR4: Assembly Group with 8 Digital Inputs and 4 Output Relays
- X6** – TU: Card with 4 voltage transformer measuring inputs
- X102** – Universal Resistance-Temperature Detector (URTD) input, Fiber optics interface, Versatile Link
- X103** – Modbus RTU / IEC 60870-5-103 / DNP3.0 RTU, Fiber optics interface, ST Connector
- X104** – IRIG-B00X, incl. System Contact (Supervision Contact)

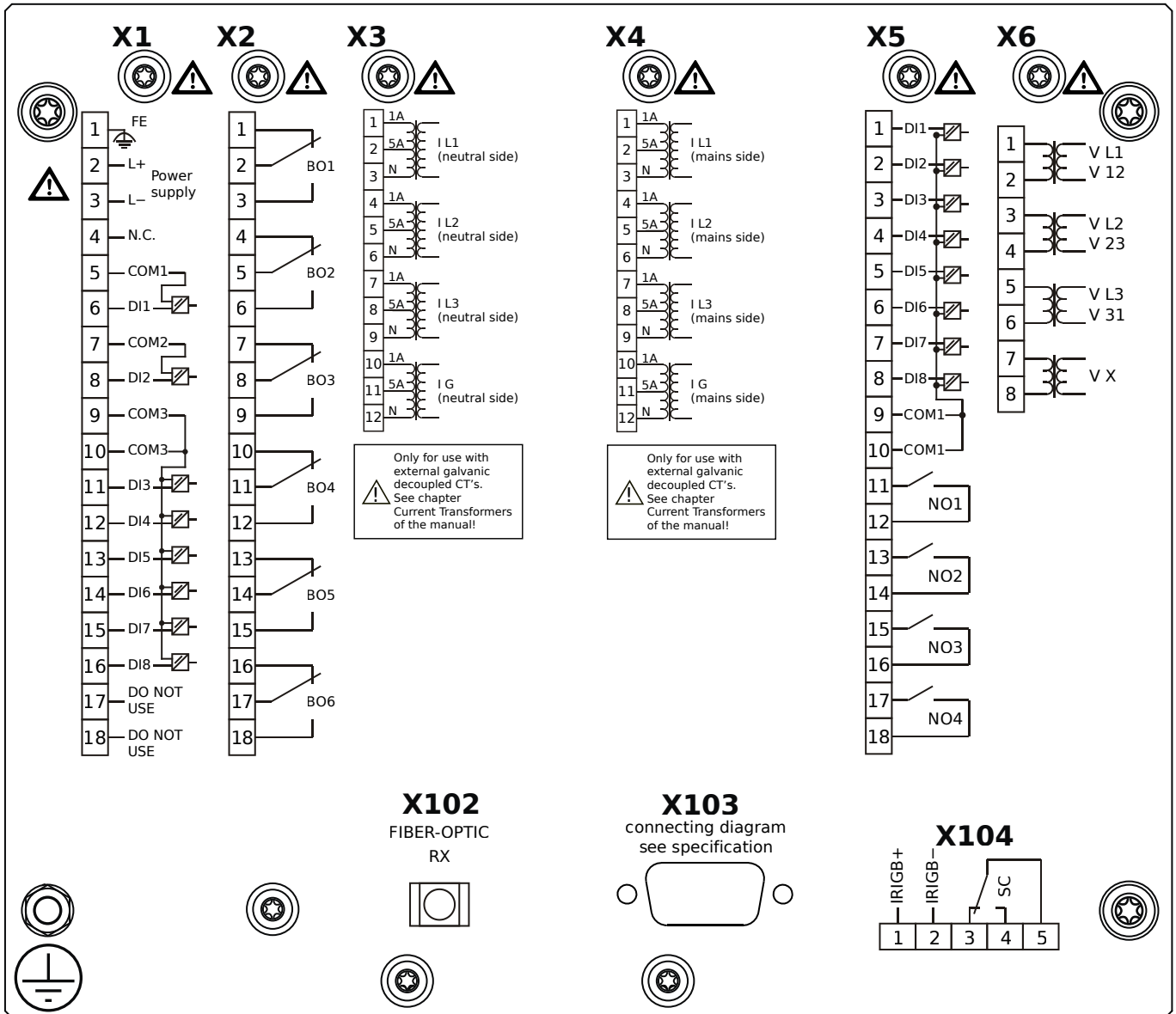
# MCDGV4-2A0BGA



## Housing B2, large display, 19" rack mounting

- X1** – DI8-X1: Wide-range power supply unit, incl. 2 non-grouped digital inputs and 6 grouped digital inputs
- X2** – OR6: Assembly Group with 6 Output Relays
- X3** – TI: Standard current measuring card (for the neutral side of the differential protection)
- X4** – TI: Standard current measuring card (for the mains side of the differential protection)
- X5** – DI8-OR4: Assembly Group with 8 Digital Inputs and 4 Output Relays
- X6** – TU: Card with 4 voltage transformer measuring inputs
- X102** – Universal Resistance-Temperature Detector (URTD) input, Fiber optics interface, Versatile Link
- X103** – Modbus RTU / IEC 60870-5-103 / DNP3.0 RTU, RS485, D-SUB
- X104** – IRIG-B00X, incl. System Contact (Supervision Contact)

# MCDGV4-2A0BGB

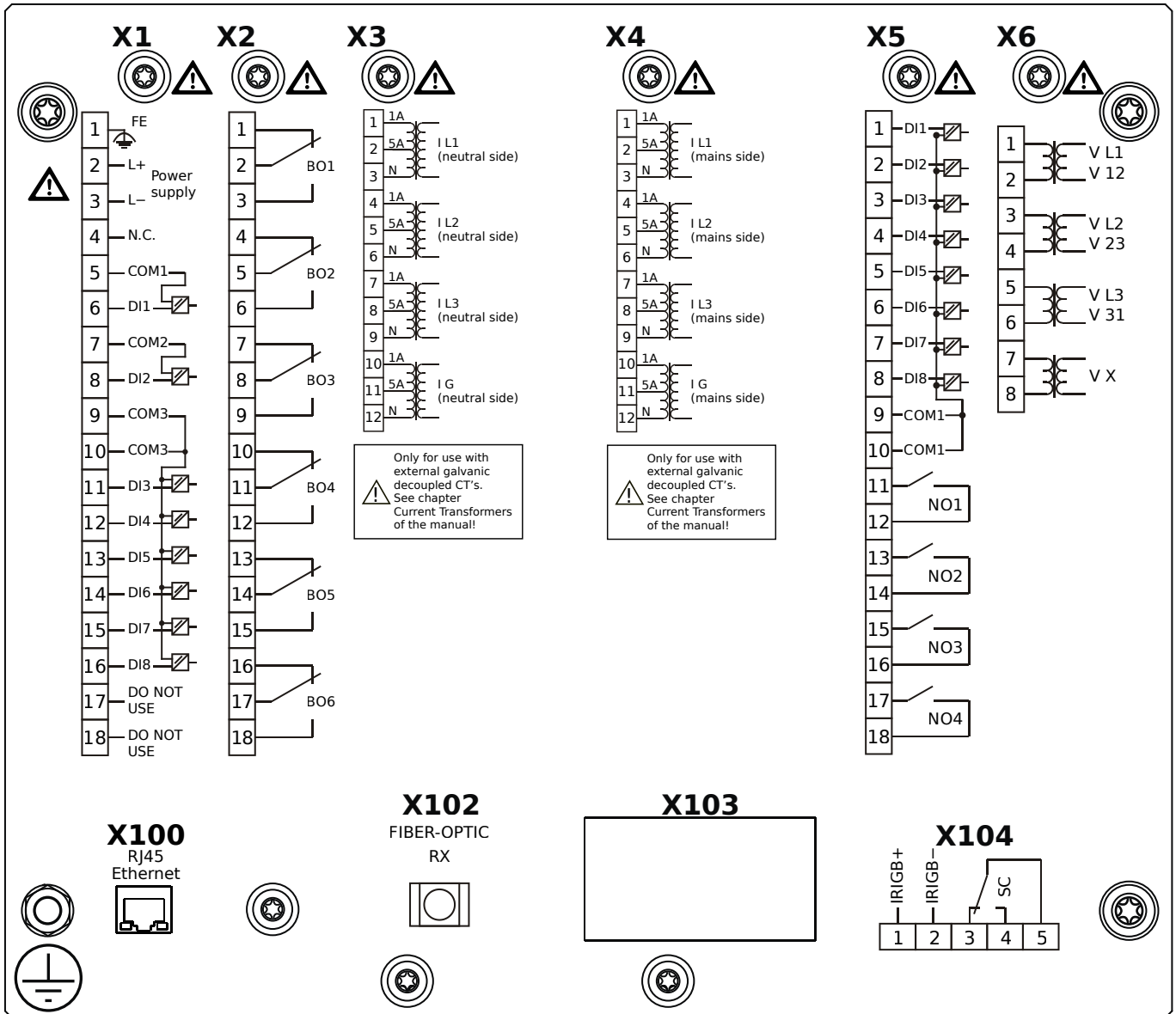


## Housing B2, large display, 19" rack mounting

+ Conformal Coating (for installations in harsh environment)

- X1** – DI8-X1: Wide-range power supply unit, incl. 2 non-grouped digital inputs and 6 grouped digital inputs
- X2** – OR6: Assembly Group with 6 Output Relays
- X3** – TI: Standard current measuring card (for the neutral side of the differential protection)
- X4** – TI: Standard current measuring card (for the mains side of the differential protection)
- X5** – DI8-OR4: Assembly Group with 8 Digital Inputs and 4 Output Relays
- X6** – TU: Card with 4 voltage transformer measuring inputs
- X102** – Universal Resistance-Temperature Detector (URTD) input, Fiber optics interface, Versatile Link
- X103** – Modbus RTU / IEC 60870-5-103 / DNP3.0 RTU, RS485, D-SUB
- X104** – IRIG-B00X, incl. System Contact (Supervision Contact)

# MCDGV4-2A0BHA

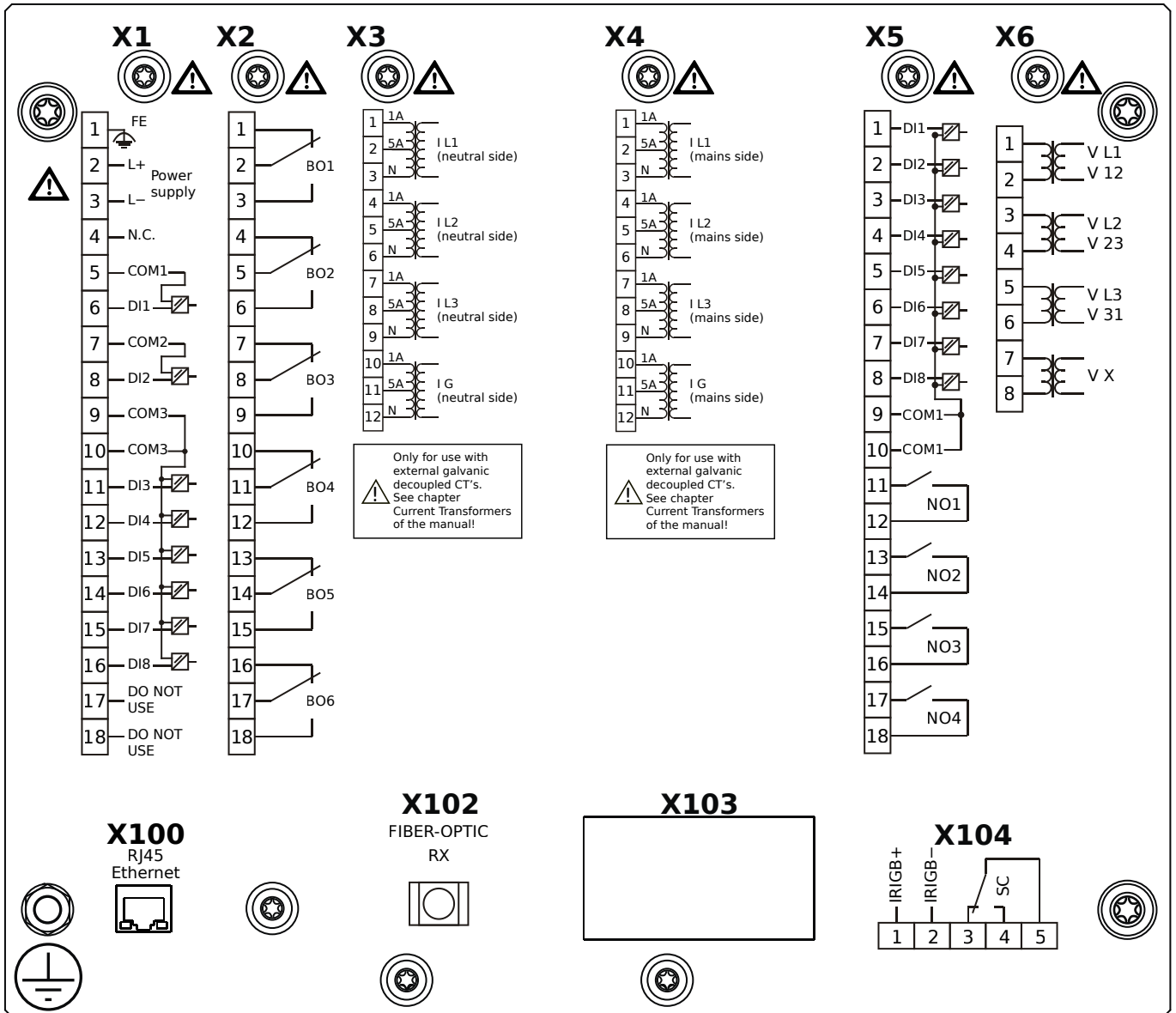


## Housing B2, large display, 19" rack mounting

- X1** – DI8-X1: Wide-range power supply unit, incl. 2 non-grouped digital inputs and 6 grouped digital inputs
- X2** – OR6: Assembly Group with 6 Output Relays
- X3** – TI: Standard current measuring card (for the neutral side of the differential protection)
- X4** – TI: Standard current measuring card (for the mains side of the differential protection)
- X5** – DI8-OR4: Assembly Group with 8 Digital Inputs and 4 Output Relays
- X6** – TU: Card with 4 voltage transformer measuring inputs
- X100** – IEC 61850 / Modbus TCP / DNP3.0 TCP/UDP, Ethernet interface, 100 Mbit/s, RJ45 (BASE100-FX)
- X102** – Universal Resistance-Temperature Detector (URTD) input, Fiber optics interface, Versatile Link
- X104** – IRIG-B00X, incl. System Contact (Supervision Contact)



# MCDGV4-2A0BHB



## Housing B2, large display, 19" rack mounting

+ Conformal Coating (for installations in harsh environment)

**X1** – DI8-X1: Wide-range power supply unit, incl. 2 non-grouped digital inputs and 6 grouped digital inputs

**X2** – OR6: Assembly Group with 6 Output Relays

**X3** – TI: Standard current measuring card (for the neutral side of the differential protection)

**X4** – TI: Standard current measuring card (for the mains side of the differential protection)

**X5** – DI8-OR4: Assembly Group with 8 Digital Inputs and 4 Output Relays

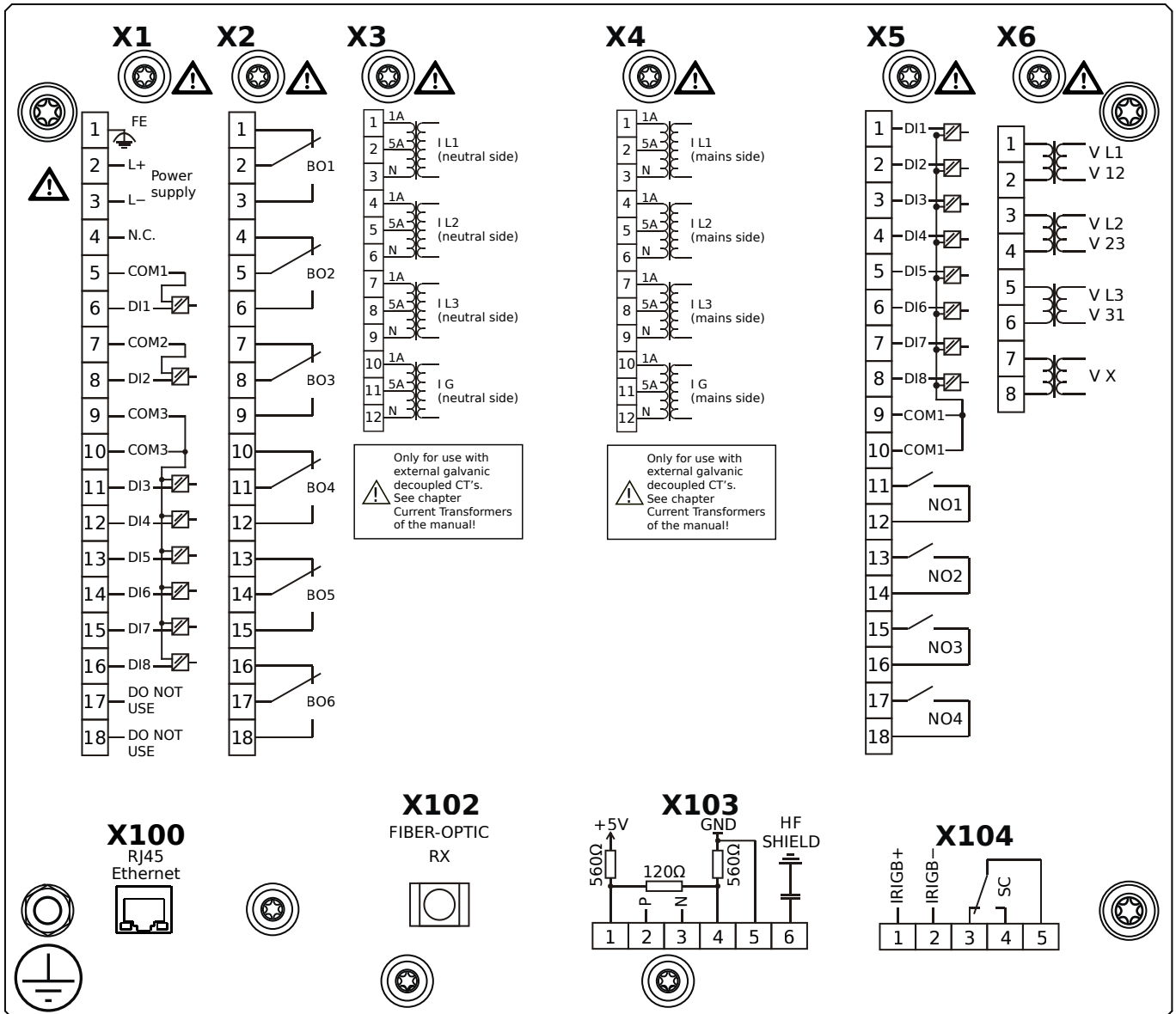
**X6** – TU: Card with 4 voltage transformer measuring inputs

**X100** – IEC 61850 / Modbus TCP / DNP3.0 TCP/UDP, Ethernet interface, 100 Mbit/s, RJ45 (BASE100-FX)

**X102** – Universal Resistance-Temperature Detector (URTD) input, Fiber optics interface, Versatile Link

**X104** – IRIG-B00X, incl. System Contact (Supervision Contact)

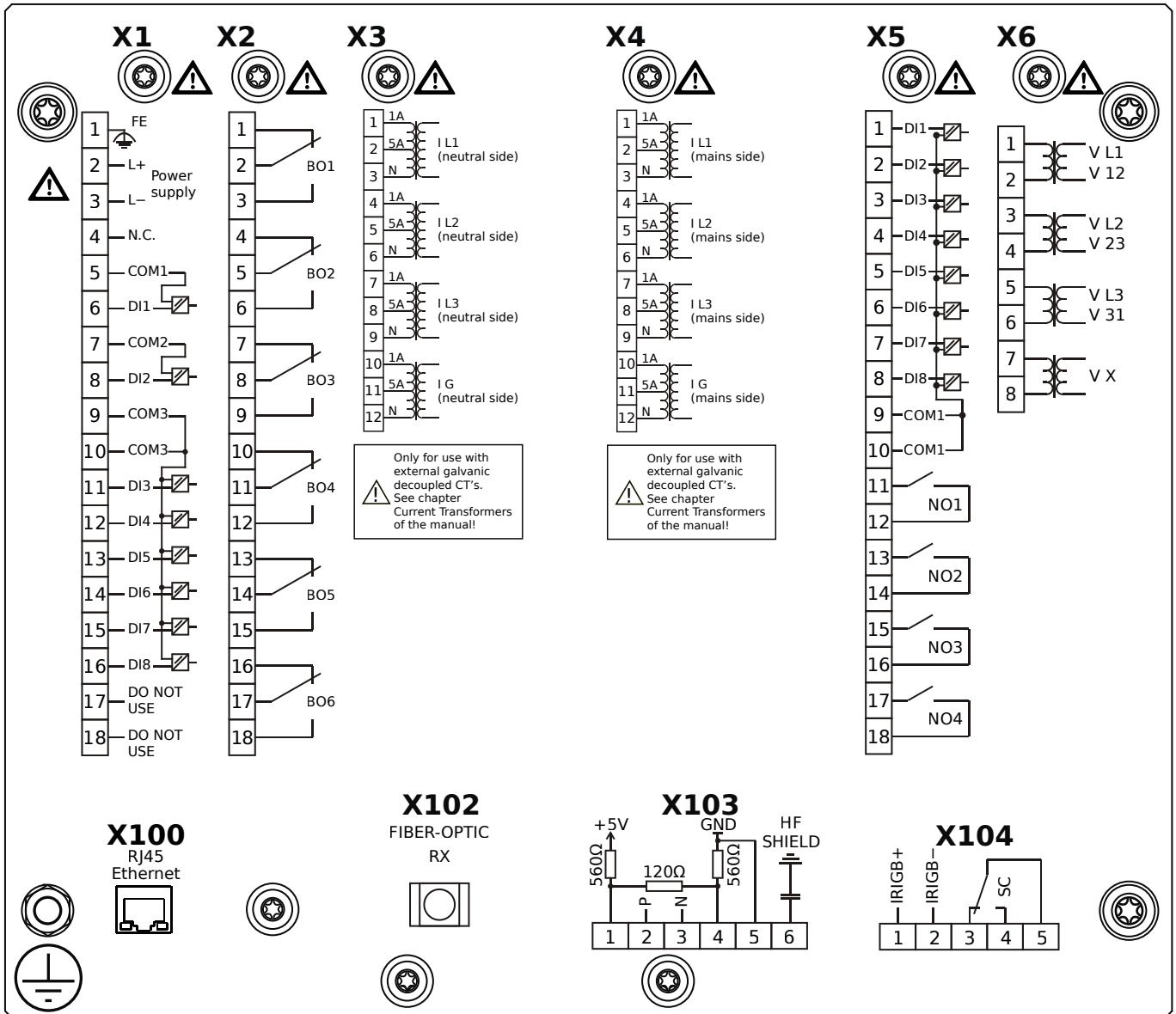
# MCDGV4-2A0BIA



## Housing B2, large display, 19" rack mounting

- X1** – DI8-X1: Wide-range power supply unit, incl. 2 non-grouped digital inputs and 6 grouped digital inputs
- X2** – OR6: Assembly Group with 6 Output Relays
- X3** – TI: Standard current measuring card (for the neutral side of the differential protection)
- X4** – TI: Standard current measuring card (for the mains side of the differential protection)
- X5** – DI8-OR4: Assembly Group with 8 Digital Inputs and 4 Output Relays
- X6** – TU: Card with 4 voltage transformer measuring inputs
- X100** – Modbus TCP / DNP3.0 TCP/UDP, Ethernet interface, 100 Mbit/s, RJ45 (BASE100-FX)
- X102** – Universal Resistance-Temperature Detector (URTD) input, Fiber optics interface, Versatile Link
- X103** – IEC 60870-5-103 / Modbus RTU / DNP3.0 RTU, RS485, Terminals
- X104** – IRIG-B00X, incl. System Contact (Supervision Contact)

# MCDGV4-2A0BIB

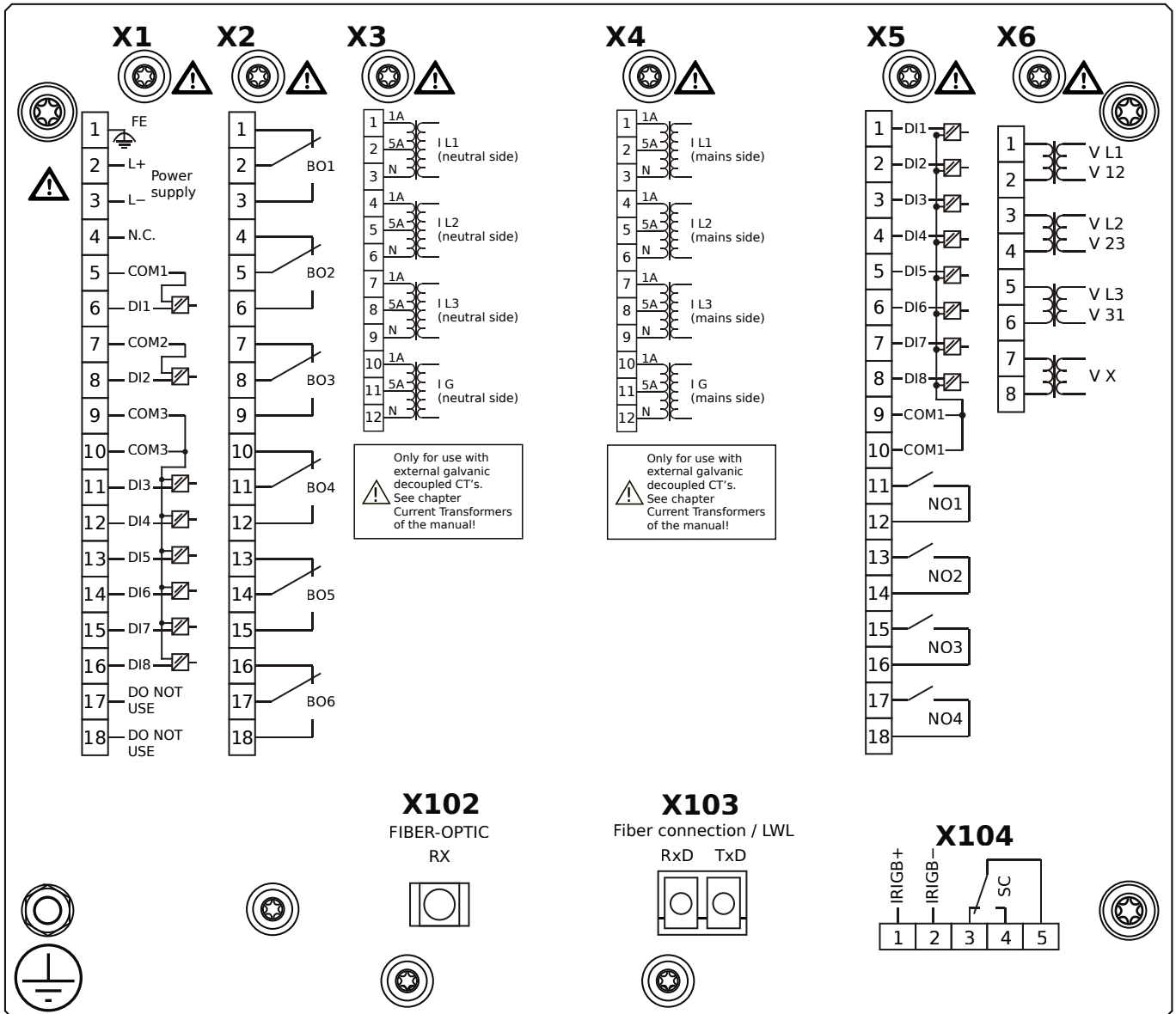


## Housing B2, large display, 19" rack mounting

+ Conformal Coating (for installations in harsh environment)

- X1** – DI8-X1: Wide-range power supply unit, incl. 2 non-grouped digital inputs and 6 grouped digital inputs
- X2** – OR6: Assembly Group with 6 Output Relays
- X3** – TI: Standard current measuring card (for the neutral side of the differential protection)
- X4** – TI: Standard current measuring card (for the mains side of the differential protection)
- X5** – DI8-OR4: Assembly Group with 8 Digital Inputs and 4 Output Relays
- X6** – TU: Card with 4 voltage transformer measuring inputs
- X100** – Modbus TCP / DNP3.0 TCP/UDP, Ethernet interface, 100 Mbit/s, RJ45 (BASE100-FX)
- X102** – Universal Resistance-Temperature Detector (URTD) input, Fiber optics interface, Versatile Link
- X103** – IEC 60870-5-103 / Modbus RTU / DNP3.0 RTU, RS485, Terminals
- X104** – IRIG-B00X, incl. System Contact (Supervision Contact)

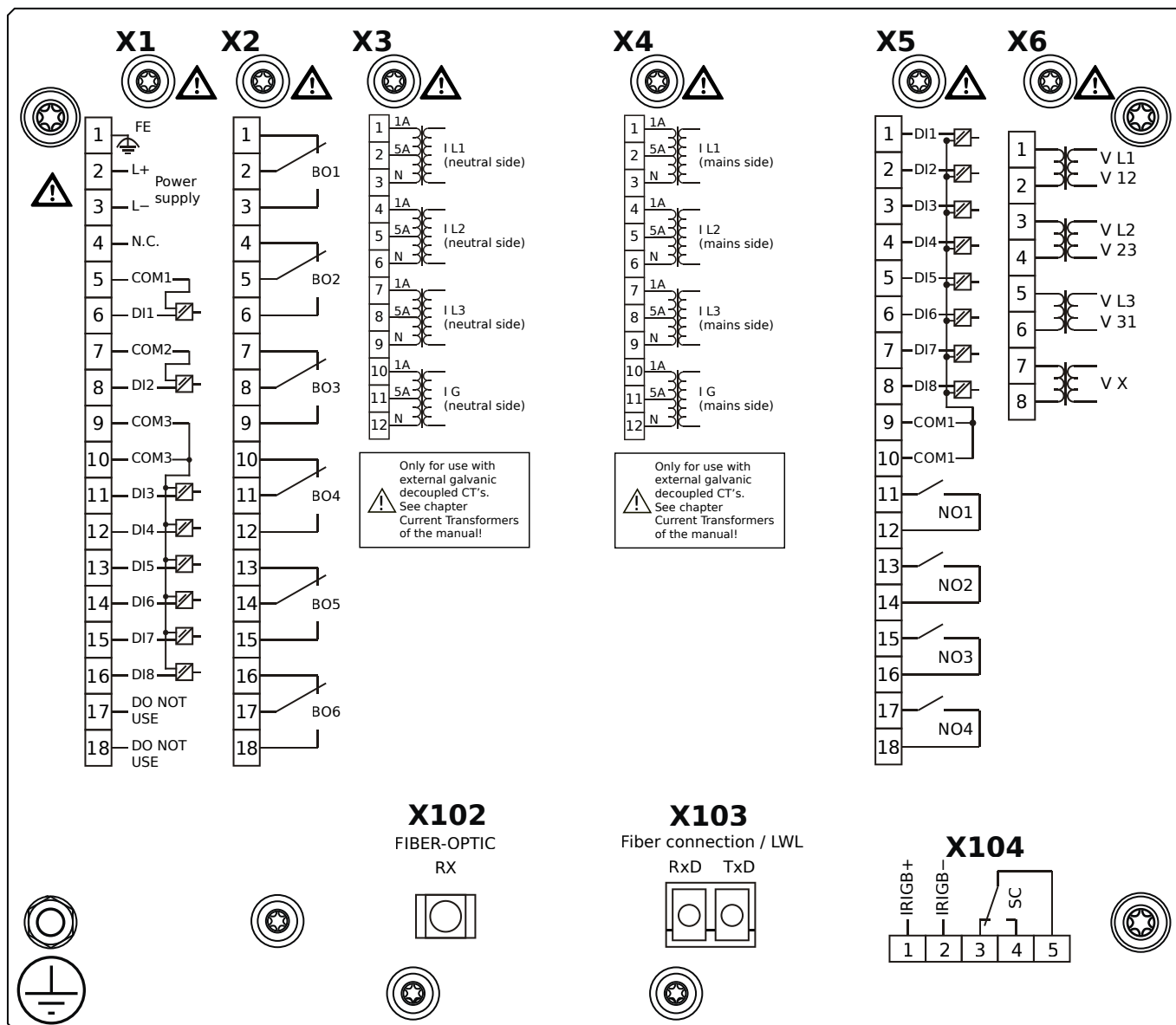
# MCDGV4-2A0BKA



## Housing B2, large display, 19" rack mounting

- X1** – DI8-X1: Wide-range power supply unit, incl. 2 non-grouped digital inputs and 6 grouped digital inputs
- X2** – OR6: Assembly Group with 6 Output Relays
- X3** – TI: Standard current measuring card (for the neutral side of the differential protection)
- X4** – TI: Standard current measuring card (for the mains side of the differential protection)
- X5** – DI8-OR4: Assembly Group with 8 Digital Inputs and 4 Output Relays
- X6** – TU: Card with 4 voltage transformer measuring inputs
- X102** – Universal Resistance-Temperature Detector (URTD) input, Fiber optics interface, Versatile Link
- X103** – IEC 61850 / Modbus TCP / DNP3.0 TCP/UDP, Fiber optics interface, LC Connector
- X104** – IRIG-B00X, incl. System Contact (Supervision Contact)

# MCDGV4-2A0BKB

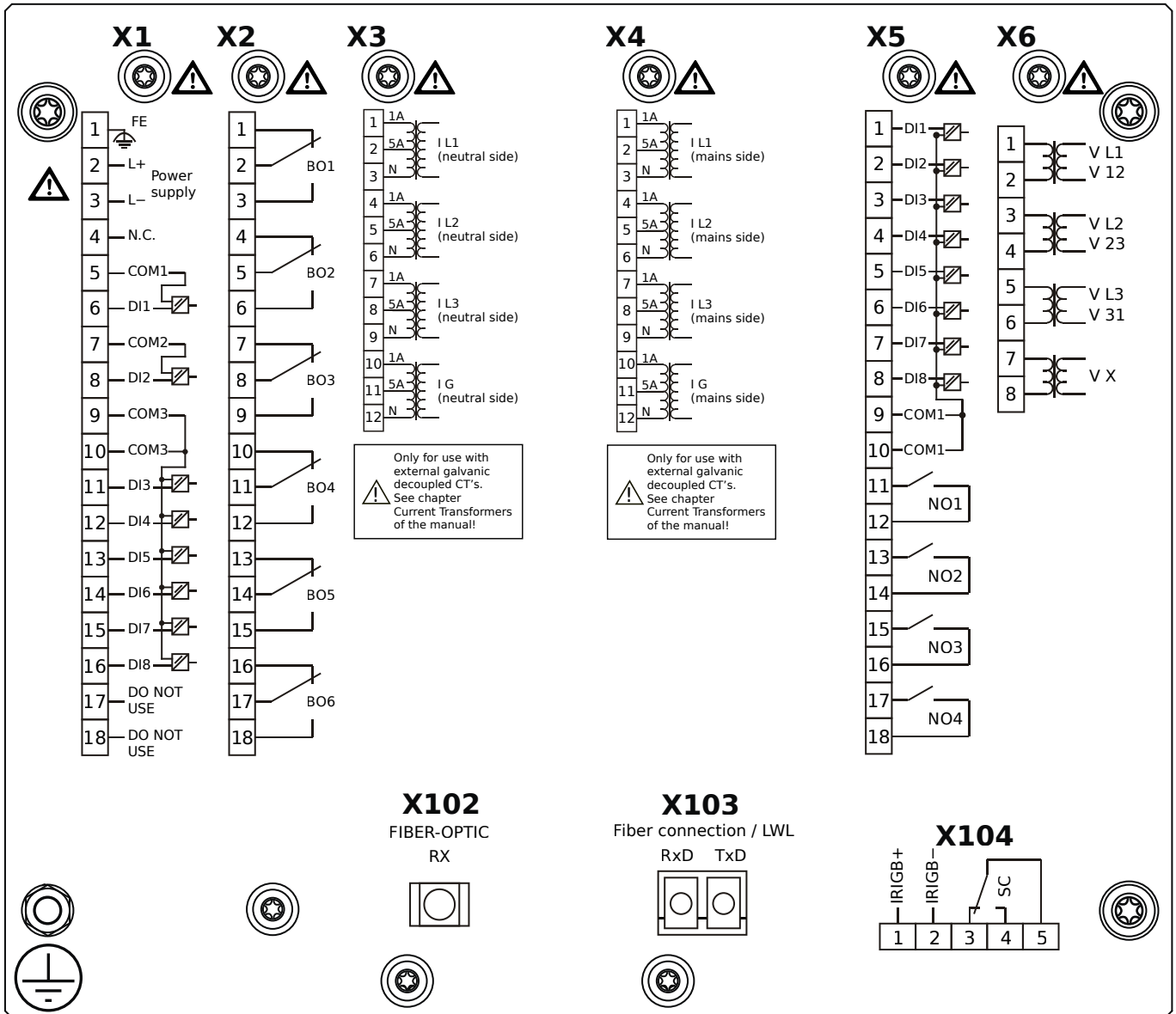


## Housing B2, large display, 19" rack mounting

+ Conformal Coating (for installations in harsh environment)

- X1** – DI8-X1: Wide-range power supply unit, incl. 2 non-grouped digital inputs and 6 grouped digital inputs
- X2** – OR6: Assembly Group with 6 Output Relays
- X3** – TI: Standard current measuring card (for the neutral side of the differential protection)
- X4** – TI: Standard current measuring card (for the mains side of the differential protection)
- X5** – DI8-OR4: Assembly Group with 8 Digital Inputs and 4 Output Relays
- X6** – TU: Card with 4 voltage transformer measuring inputs
- X102** – Universal Resistance-Temperature Detector (URTD) input, Fiber optics interface, Versatile Link
- X103** – IEC 61850 / Modbus TCP / DNP3.0 TCP/UDP, Fiber optics interface, LC Connector
- X104** – IRIG-B00X, incl. System Contact (Supervision Contact)

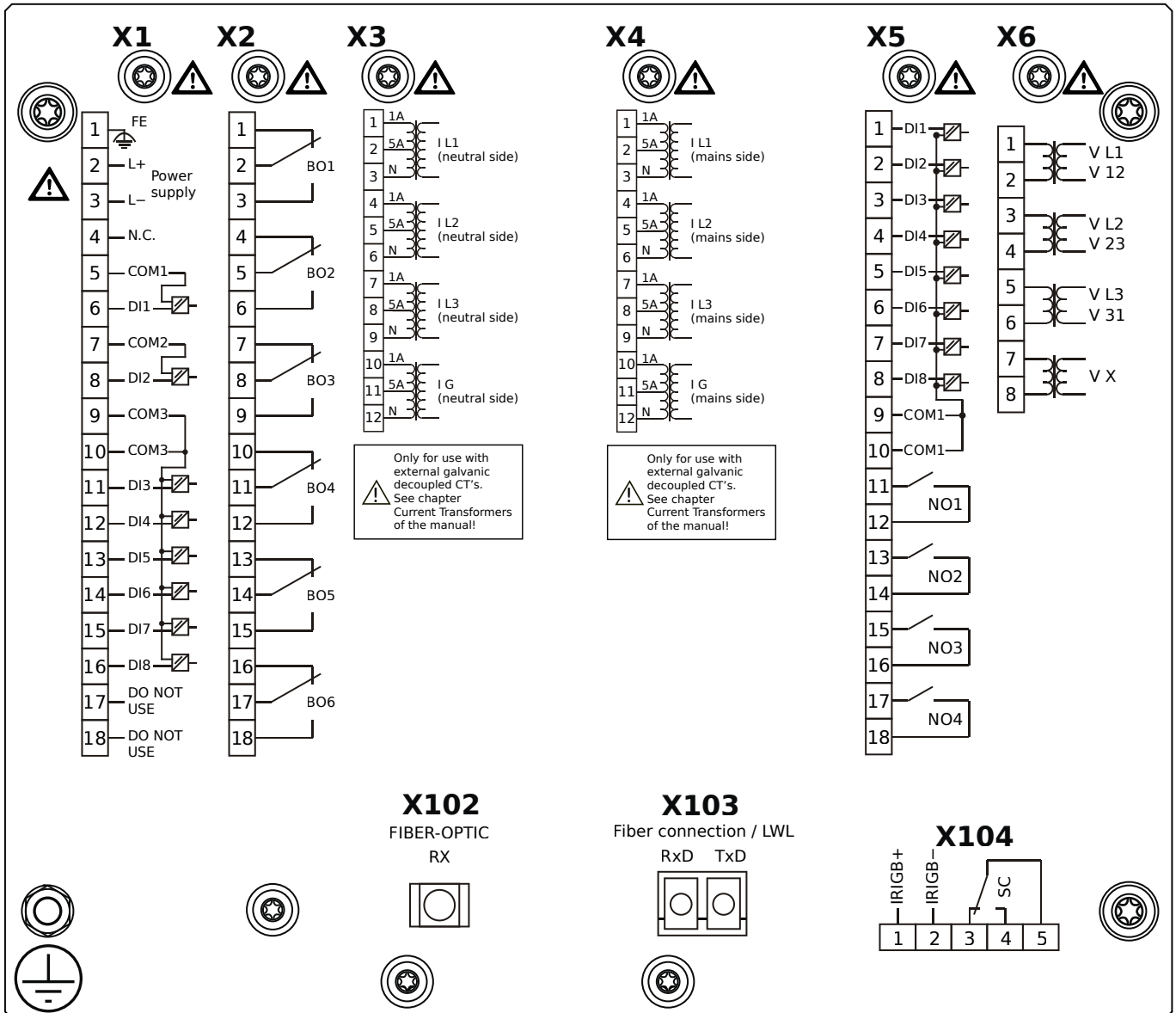
# MCDGV4-2A0BLA



## Housing B2, large display, 19" rack mounting

- X1** – DI8-X1: Wide-range power supply unit, incl. 2 non-grouped digital inputs and 6 grouped digital inputs
- X2** – OR6: Assembly Group with 6 Output Relays
- X3** – TI: Standard current measuring card (for the neutral side of the differential protection)
- X4** – TI: Standard current measuring card (for the mains side of the differential protection)
- X5** – DI8-OR4: Assembly Group with 8 Digital Inputs and 4 Output Relays
- X6** – TU: Card with 4 voltage transformer measuring inputs
- X102** – Universal Resistance-Temperature Detector (URTD) input, Fiber optics interface, Versatile Link
- X103** – Modbus TCP / DNP3.0 TCP/UDP, Fiber optics interface, LC Connector
- X104** – IRIG-B00X, incl. System Contact (Supervision Contact)

# MCDGV4-2A0BLB

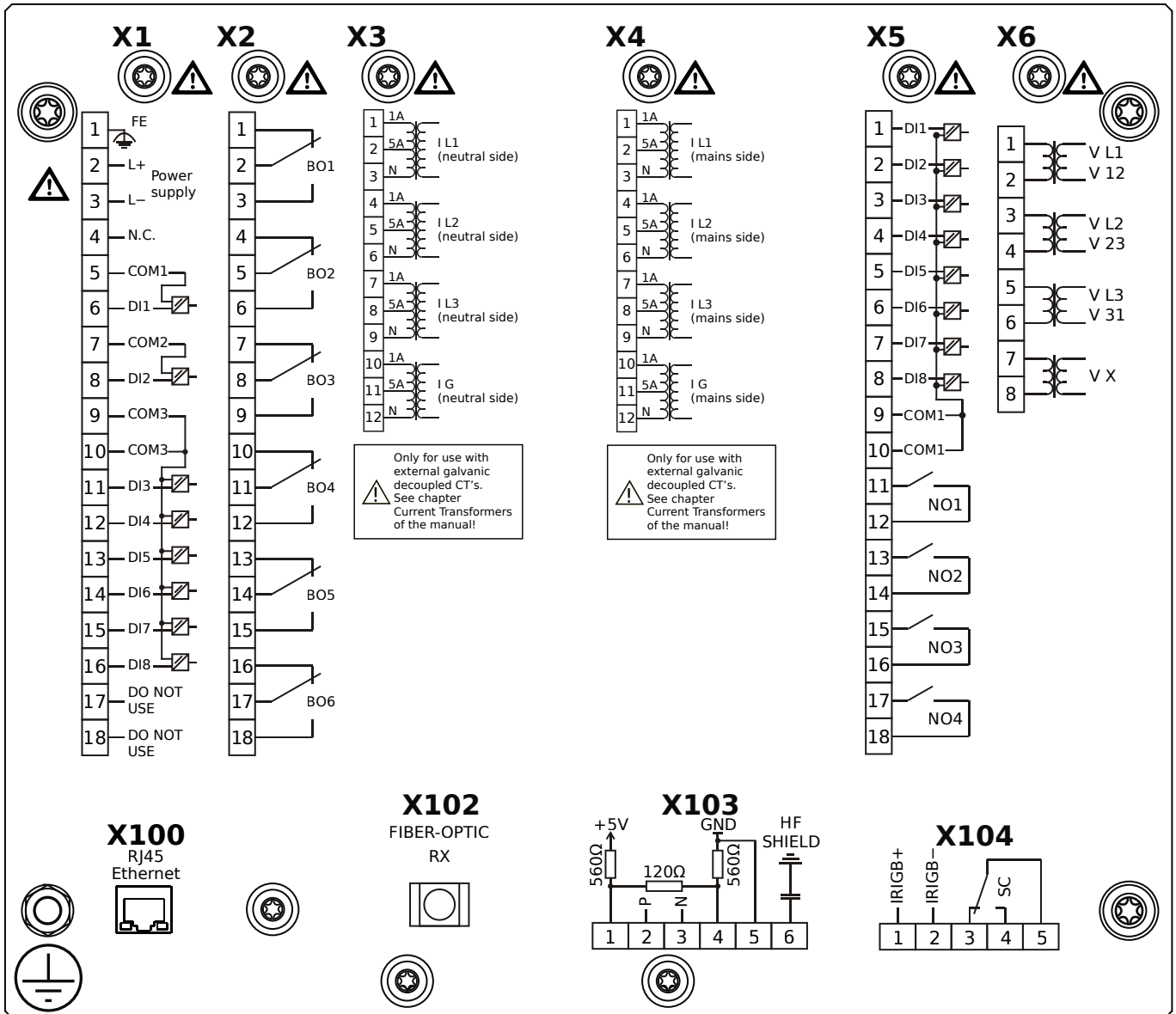


## Housing B2, large display, 19" rack mounting

+ Conformal Coating (for installations in harsh environment)

- X1** – DI8-X1: Wide-range power supply unit, incl. 2 non-grouped digital inputs and 6 grouped digital inputs
- X2** – OR6: Assembly Group with 6 Output Relays
- X3** – TI: Standard current measuring card (for the neutral side of the differential protection)
- X4** – TI: Standard current measuring card (for the mains side of the differential protection)
- X5** – DI8-OR4: Assembly Group with 8 Digital Inputs and 4 Output Relays
- X6** – TU: Card with 4 voltage transformer measuring inputs
- X102** – Universal Resistance-Temperature Detector (URTD) input, Fiber optics interface, Versatile Link
- X103** – Modbus TCP / DNP3.0 TCP/UDP, Fiber optics interface, LC Connector
- X104** – IRIG-B00X, incl. System Contact (Supervision Contact)

# MCDGV4-2A0BTA

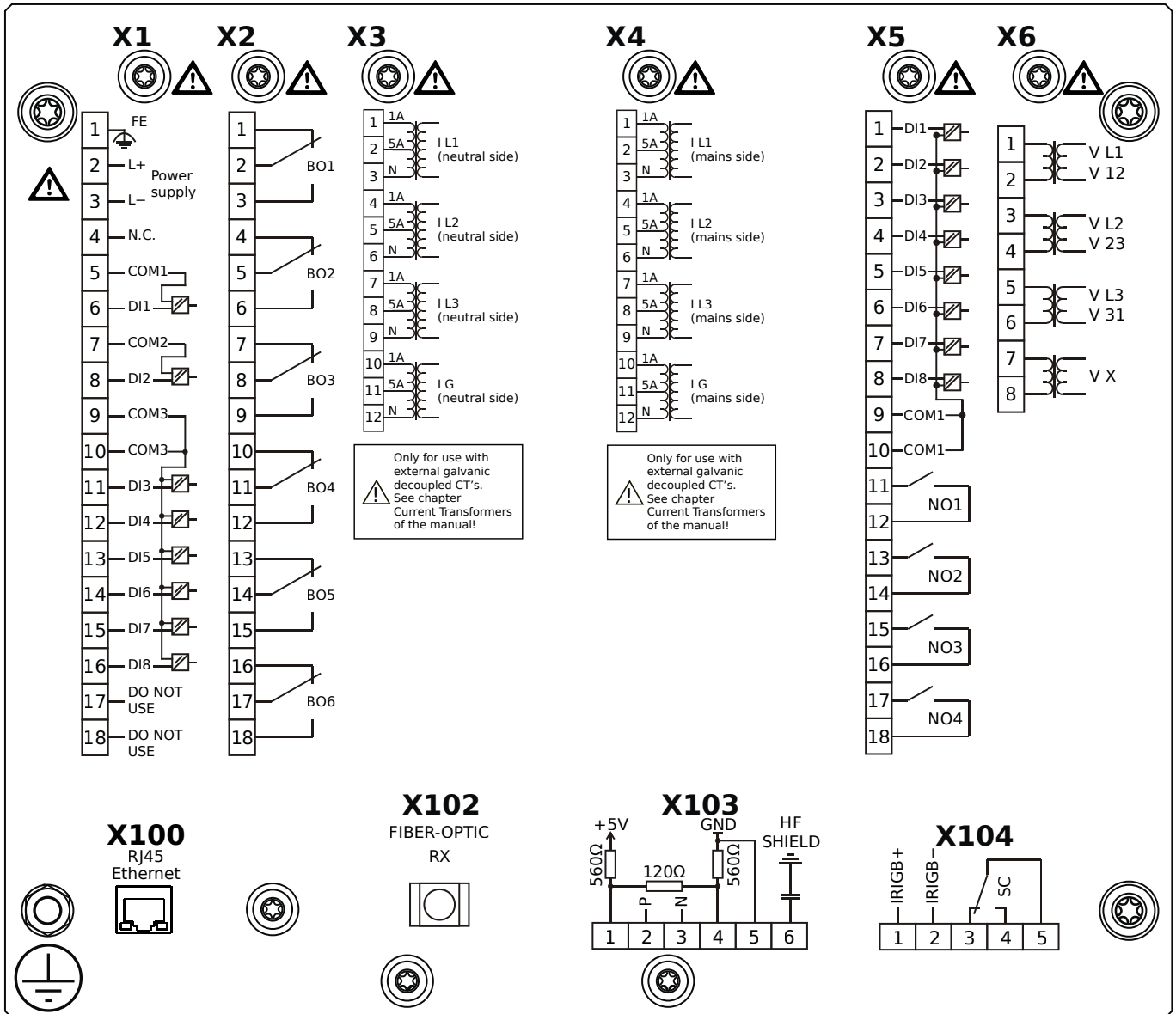


## Housing B2, large display, 19" rack mounting

- X1** – DI8-X1: Wide-range power supply unit, incl. 2 non-grouped digital inputs and 6 grouped digital inputs
- X2** – OR6: Assembly Group with 6 Output Relays
- X3** – TI: Standard current measuring card (for the neutral side of the differential protection)
- X4** – TI: Standard current measuring card (for the mains side of the differential protection)
- X5** – DI8-OR4: Assembly Group with 8 Digital Inputs and 4 Output Relays
- X6** – TU: Card with 4 voltage transformer measuring inputs
- X100** – IEC 61850 / Modbus TCP / DNP3.0 TCP/UDP, Ethernet interface, 100 Mbit/s, RJ45 (BASE100-FX)
- X102** – Universal Resistance-Temperature Detector (URTD) input, Fiber optics interface, Versatile Link
- X103** – IEC 60870-5-103 / Modbus RTU / DNP3.0 RTU, RS485, Terminals
- X104** – IRIG-B00X, incl. System Contact (Supervision Contact)



# MCDGV4-2A0BTB

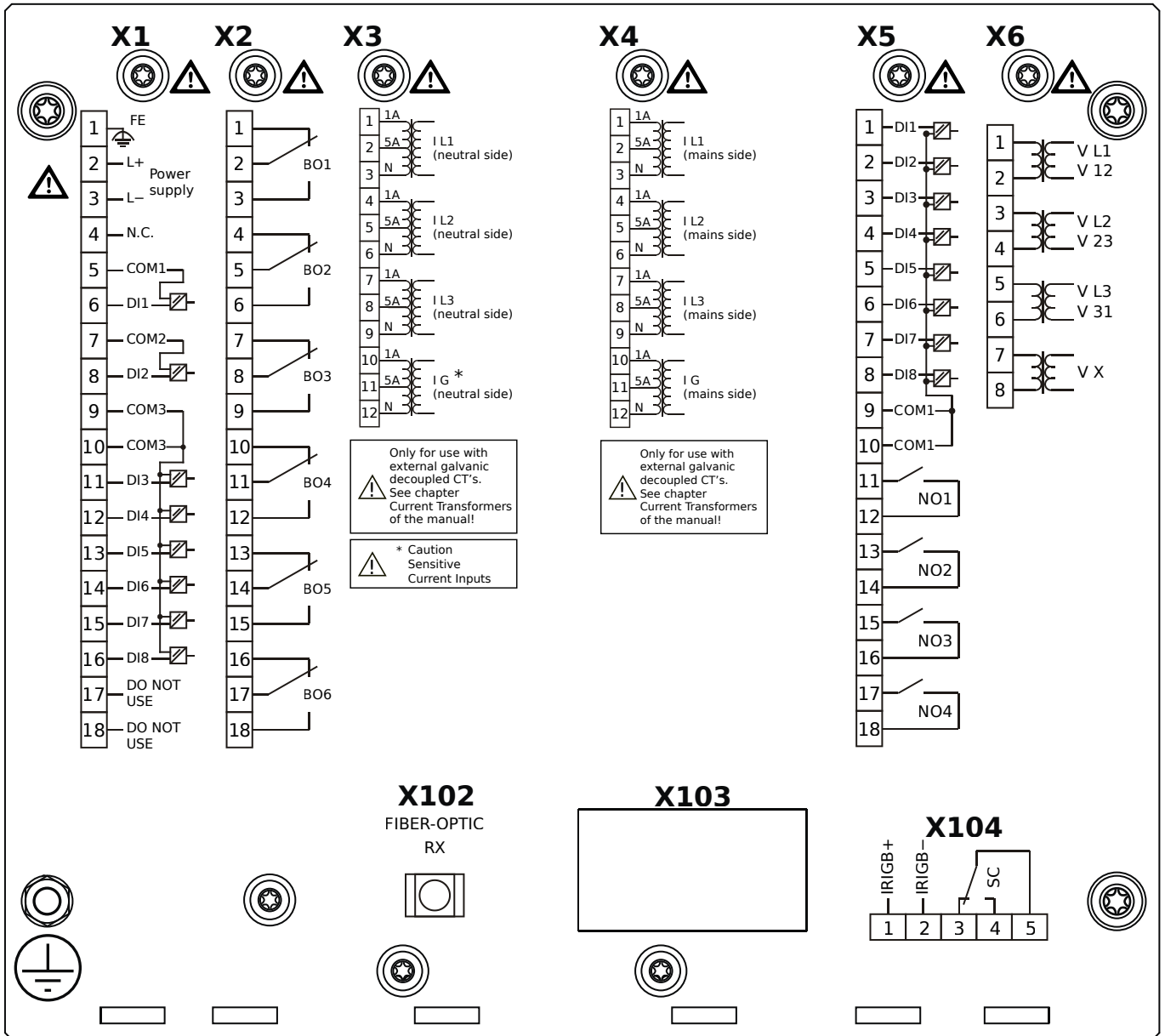


## Housing B2, large display, 19" rack mounting

+ Conformal Coating (for installations in harsh environment)

- X1** – DI8-X1: Wide-range power supply unit, incl. 2 non-grouped digital inputs and 6 grouped digital inputs
- X2** – OR6: Assembly Group with 6 Output Relays
- X3** – TI: Standard current measuring card (for the neutral side of the differential protection)
- X4** – TI: Standard current measuring card (for the mains side of the differential protection)
- X5** – DI8-OR4: Assembly Group with 8 Digital Inputs and 4 Output Relays
- X6** – TU: Card with 4 voltage transformer measuring inputs
- X100** – IEC 61850 / Modbus TCP / DNP3.0 TCP/UDP, Ethernet interface, 100 Mbit/s, RJ45 (BASE100-FX)
- X102** – Universal Resistance-Temperature Detector (URTD) input, Fiber optics interface, Versatile Link
- X103** – IEC 60870-5-103 / Modbus RTU / DNP3.0 RTU, RS485, Terminals
- X104** – IRIG-B00X, incl. System Contact (Supervision Contact)

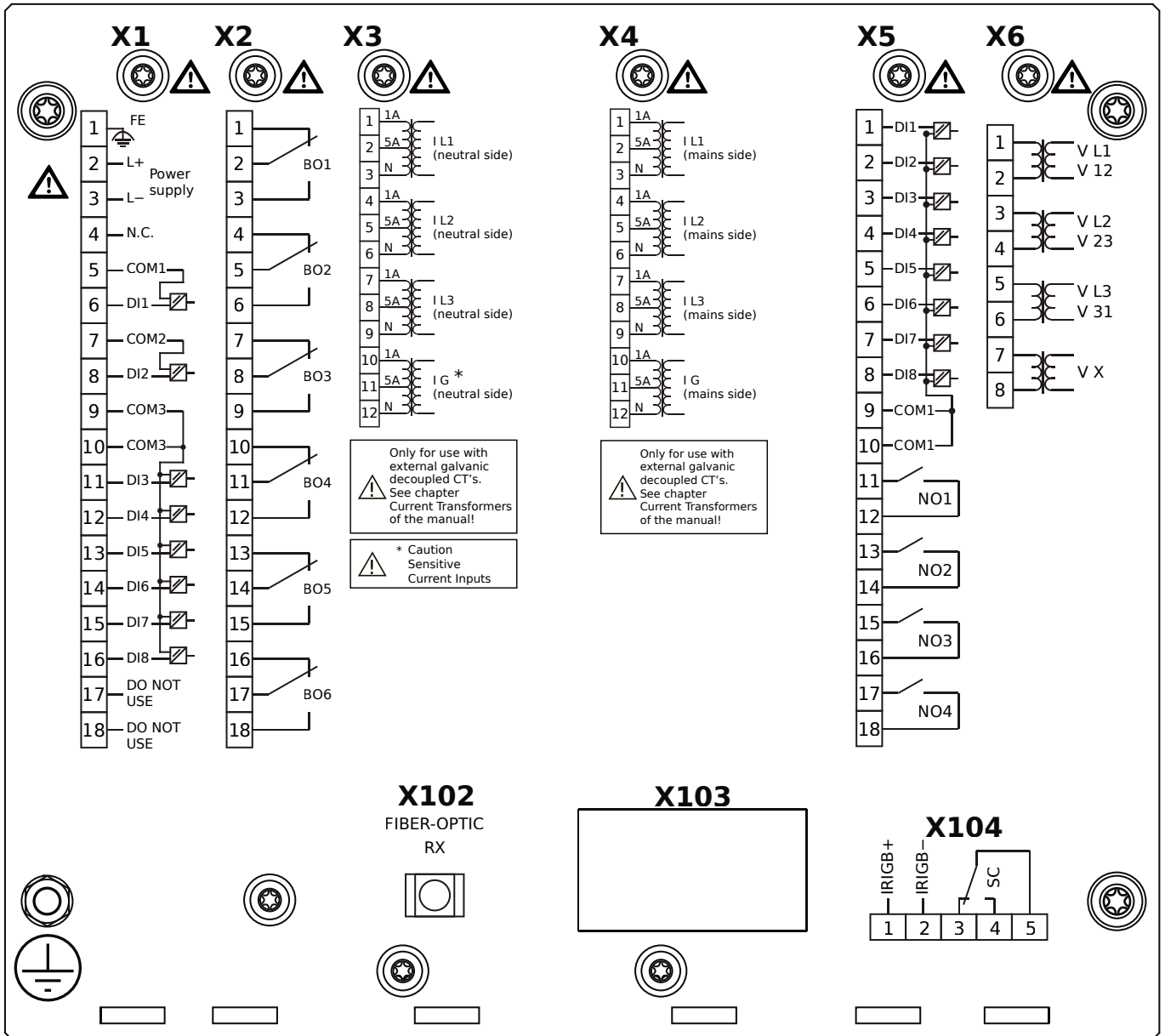
# MCDGV4-2A1AAA



## Housing B2, large display, door mounting

- X1** – DI8-X1: Wide-range power supply unit, incl. 2 non-grouped digital inputs and 6 grouped digital inputs
- X2** – OR6: Assembly Group with 6 Output Relays
- X3** – TIs: Standard phase current measuring card and sensitive ground current measuring (neutral side of the diff. prot.)
- X4** – TI: Standard current measuring card (for the mains side of the differential protection)
- X5** – DI8-OR4: Assembly Group with 8 Digital Inputs and 4 Output Relays
- X6** – TU: Card with 4 voltage transformer measuring inputs
- X102** – Universal Resistance-Temperature Detector (URTD) input, Fiber optics interface, Versatile Link
- X104** – IRIG-B00X, incl. System Contact (Supervision Contact)

# MCDGV4-2A1AAB

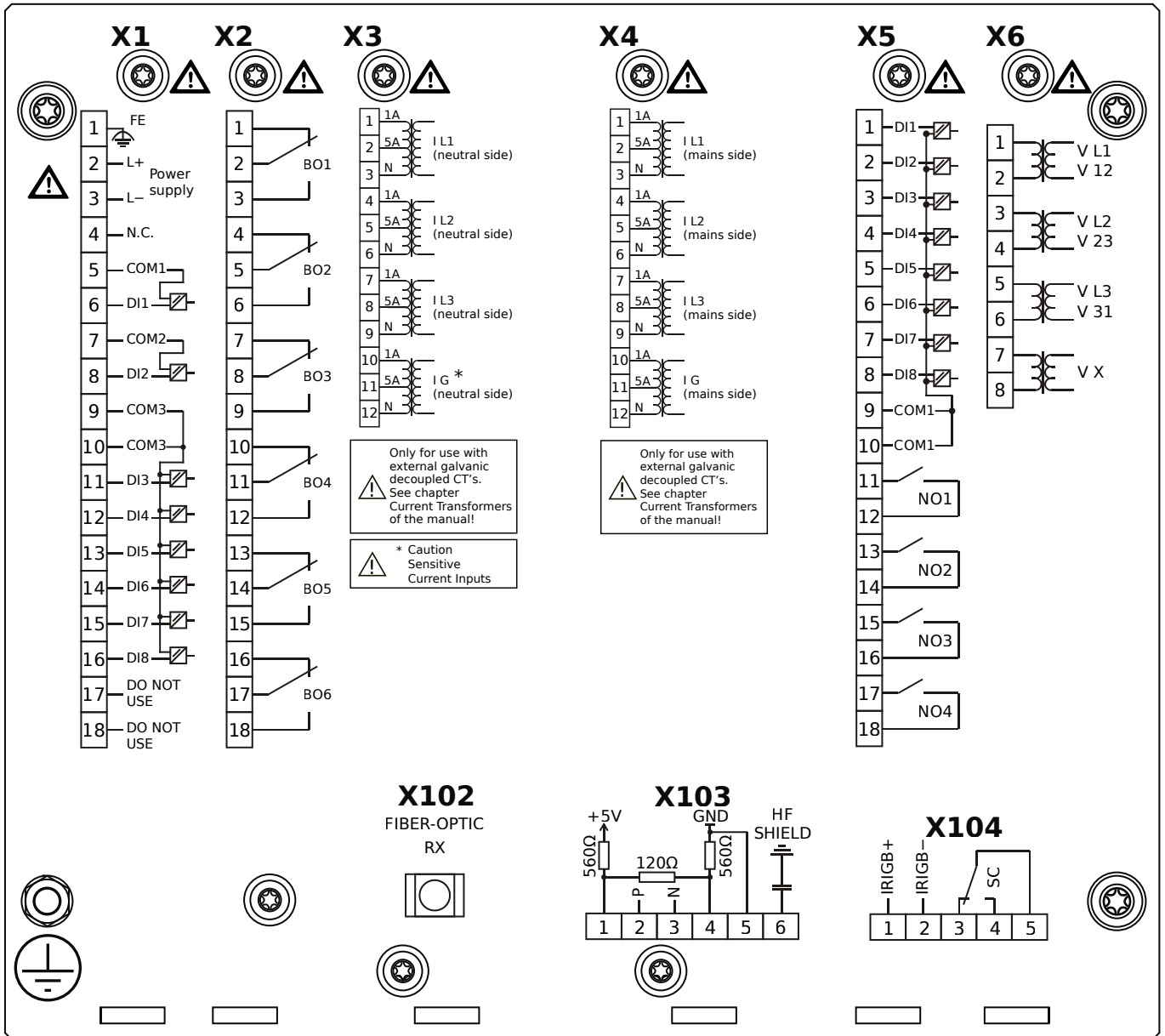


## Housing B2, large display, door mounting

+ Conformal Coating (for installations in harsh environment)

- X1** – DI8-X1: Wide-range power supply unit, incl. 2 non-grouped digital inputs and 6 grouped digital inputs
- X2** – OR6: Assembly Group with 6 Output Relays
- X3** – TIs: Standard phase current measuring card and sensitive ground current measuring (neutral side of the diff. prot.)
- X4** – TI: Standard current measuring card (for the mains side of the differential protection)
- X5** – DI8-OR4: Assembly Group with 8 Digital Inputs and 4 Output Relays
- X6** – TU: Card with 4 voltage transformer measuring inputs
- X102** – Universal Resistance-Temperature Detector (URTD) input, Fiber optics interface, Versatile Link
- X104** – IRIG-B00X, incl. System Contact (Supervision Contact)

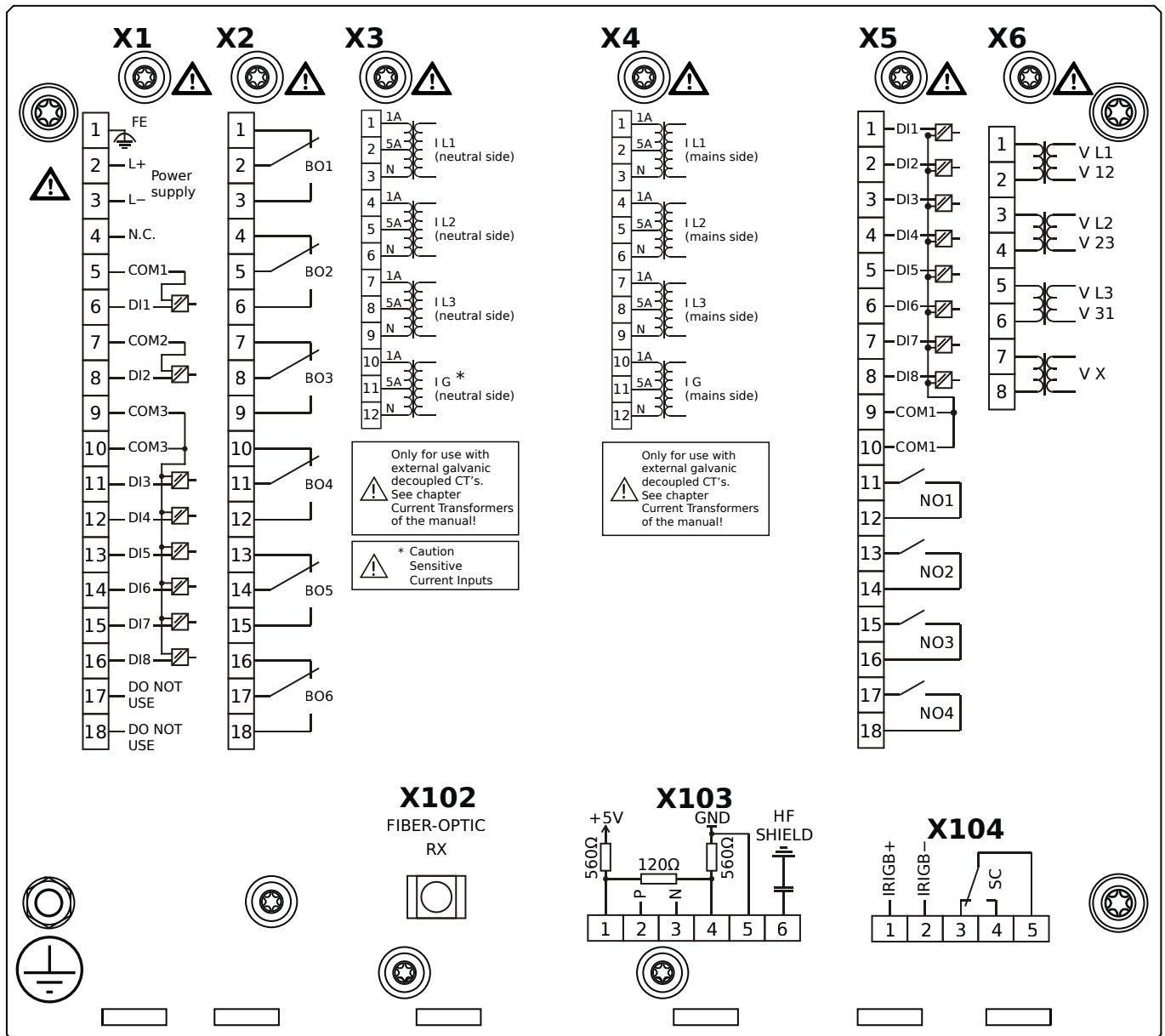
# MCDGV4-2A1ABA



## Housing B2, large display, door mounting

- X1** – DI8-X1: Wide-range power supply unit, incl. 2 non-grouped digital inputs and 6 grouped digital inputs
- X2** – OR6: Assembly Group with 6 Output Relays
- X3** – TIs: Standard phase current measuring card and sensitive ground current measuring (neutral side of the diff. prot.)
- X4** – TI: Standard current measuring card (for the mains side of the differential protection)
- X5** – DI8-OR4: Assembly Group with 8 Digital Inputs and 4 Output Relays
- X6** – TU: Card with 4 voltage transformer measuring inputs
- X102** – Universal Resistance-Temperature Detector (URTD) input, Fiber optics interface, Versatile Link
- X103** – Modbus RTU / IEC 60870-5-103 / DNP3.0 RTU, RS485, Terminals
- X104** – IRIG-B00X, incl. System Contact (Supervision Contact)

# MCDGV4-2A1ABB



## Housing B2, large display, door mounting

+ Conformal Coating (for installations in harsh environment)

**X1** – DI8-X1: Wide-range power supply unit, incl. 2 non-grouped digital inputs and 6 grouped digital inputs

**X2** – OR6: Assembly Group with 6 Output Relays

**X3** – TIs: Standard phase current measuring card and sensitive ground current measuring (neutral side of the diff. prot.)

**X4** – TI: Standard current measuring card (for the mains side of the differential protection)

**X5** – DI8-OR4: Assembly Group with 8 Digital Inputs and 4 Output Relays

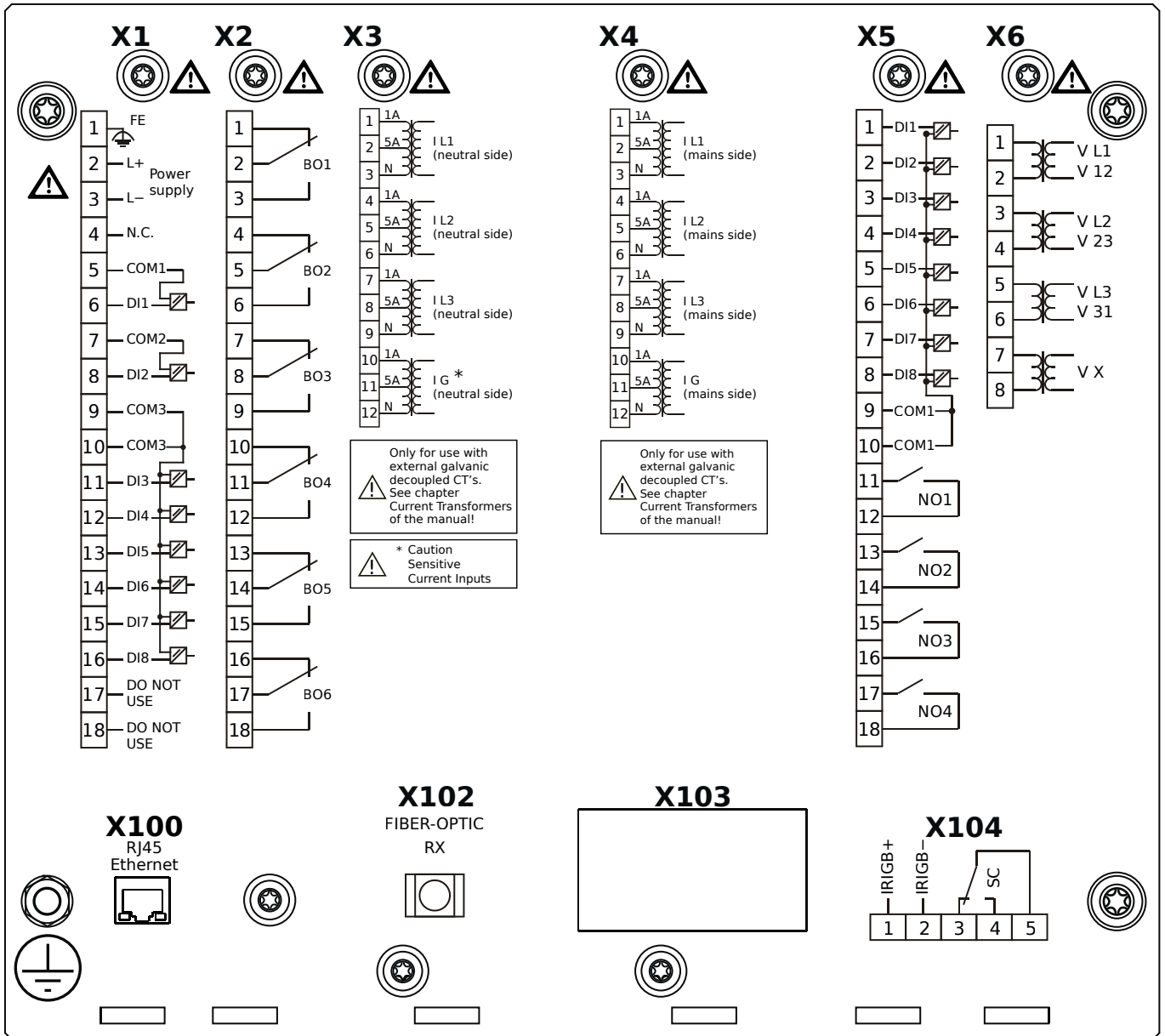
**X6** – TU: Card with 4 voltage transformer measuring inputs

**X102** – Universal Resistance-Temperature Detector (URTD) input, Fiber optics interface, Versatile Link

**X103** – Modbus RTU / IEC 60870-5-103 / DNP3.0 RTU, RS485, Terminals

**X104** – IRIG-B00X, incl. System Contact (Supervision Contact)

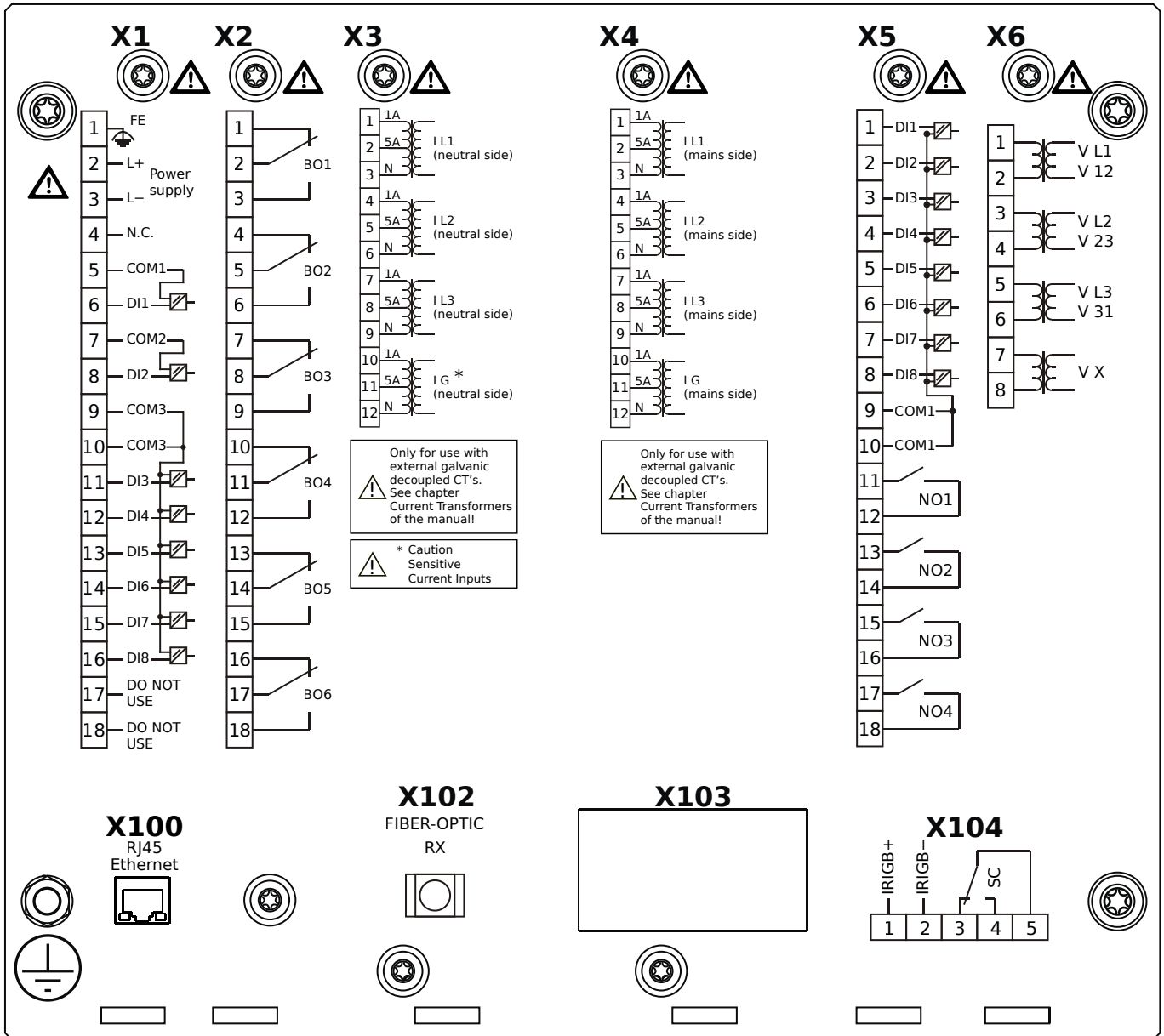
# MCDGV4-2A1ACA



## Housing B2, large display, door mounting

- X1** – DI8-X1: Wide-range power supply unit, incl. 2 non-grouped digital inputs and 6 grouped digital inputs
- X2** – OR6: Assembly Group with 6 Output Relays
- X3** – TIs: Standard phase current measuring card and sensitive ground current measuring (neutral side of the diff. prot.)
- X4** – TI: Standard current measuring card (for the mains side of the differential protection)
- X5** – DI8-OR4: Assembly Group with 8 Digital Inputs and 4 Output Relays
- X6** – TU: Card with 4 voltage transformer measuring inputs
- X100** – Modbus TCP / DNP3.0 TCP/UDP, Ethernet interface, 100 Mbit/s, RJ45 (BASE100-FX)
- X102** – Universal Resistance-Temperature Detector (URTD) input, Fiber optics interface, Versatile Link
- X104** – IRIG-B00X, incl. System Contact (Supervision Contact)

# MCDGV4-2A1ACB



## Housing B2, large display, door mounting

+ Conformal Coating (for installations in harsh environment)

**X1** – DI8-X1: Wide-range power supply unit, incl. 2 non-grouped digital inputs and 6 grouped digital inputs

**X2** – OR6: Assembly Group with 6 Output Relays

**X3** – TIs: Standard phase current measuring card and sensitive ground current measuring (neutral side of the diff. prot.)

**X4** – TI: Standard current measuring card (for the mains side of the differential protection)

**X5** – DI8-OR4: Assembly Group with 8 Digital Inputs and 4 Output Relays

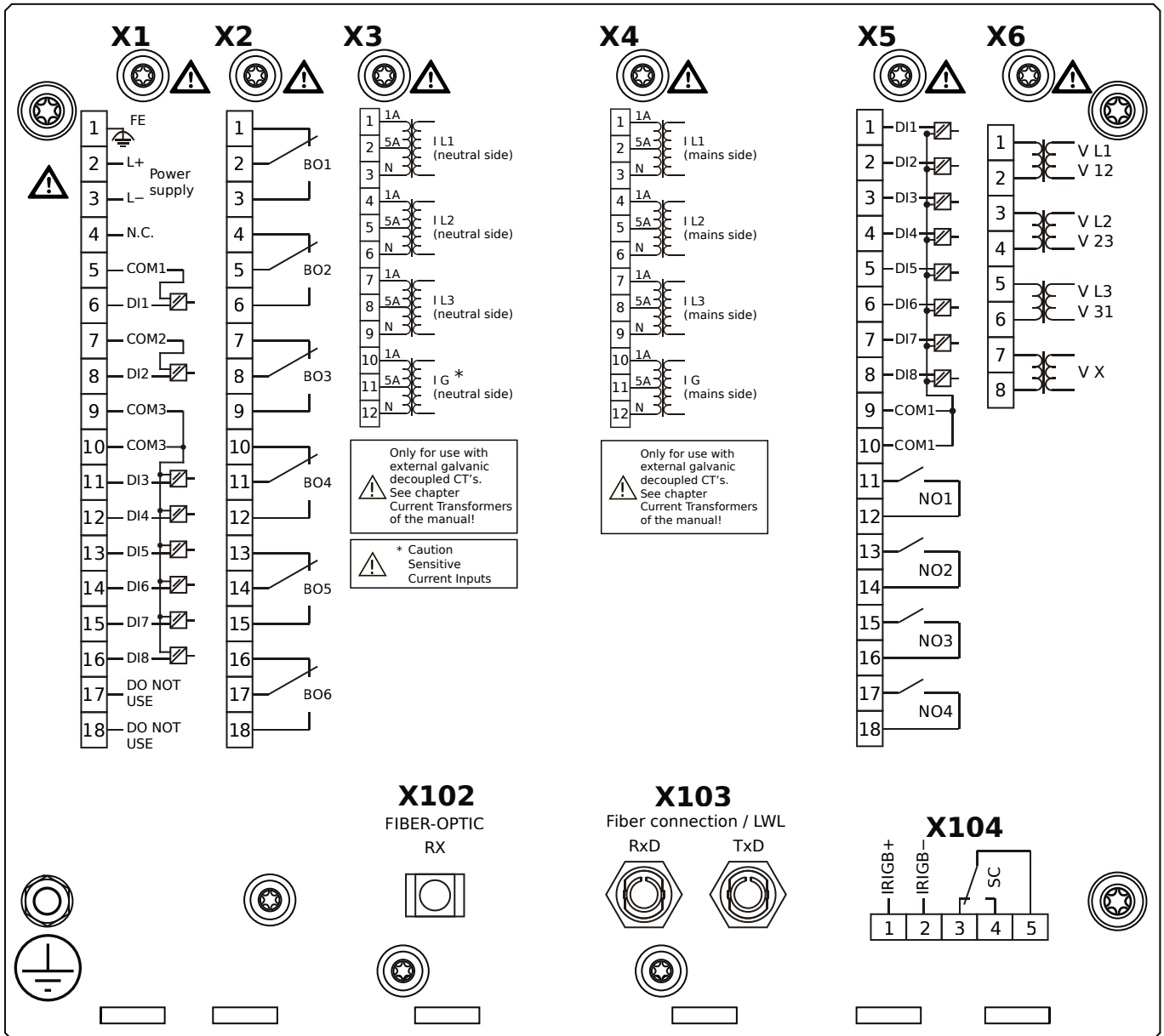
**X6** – TU: Card with 4 voltage transformer measuring inputs

**X100** – Modbus TCP / DNP3.0 TCP/UDP, Ethernet interface, 100 Mbit/s, RJ45 (BASE100-FX)

**X102** – Universal Resistance-Temperature Detector (URTD) input, Fiber optics interface, Versatile Link

**X104** – IRIG-B00X, incl. System Contact (Supervision Contact)

# MCDGV4-2A1ADA

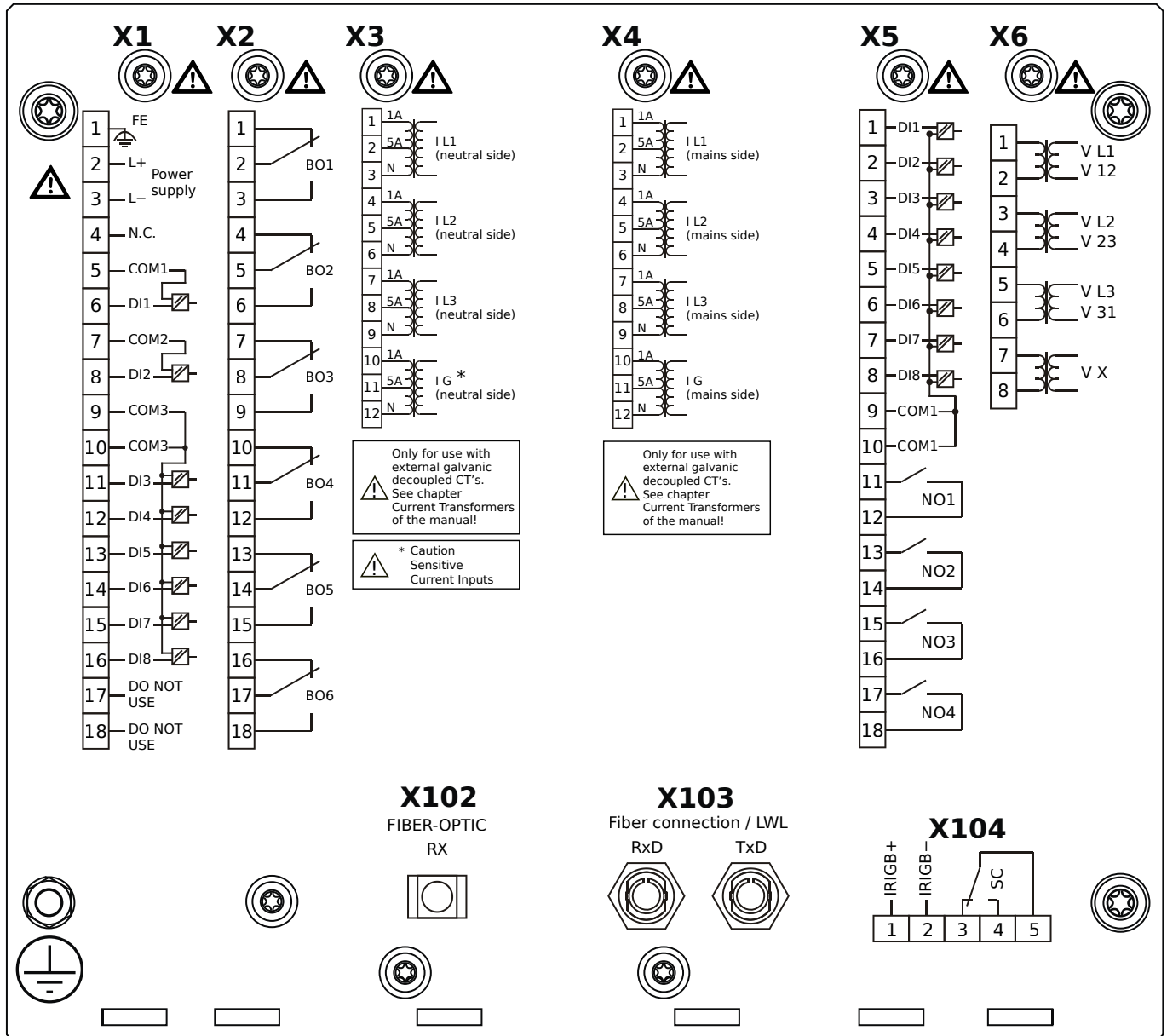


## Housing B2, large display, door mounting

- X1** – DI8-X1: Wide-range power supply unit, incl. 2 non-grouped digital inputs and 6 grouped digital inputs
- X2** – OR6: Assembly Group with 6 Output Relays
- X3** – TIs: Standard phase current measuring card and sensitive ground current measuring (neutral side of the diff. prot.)
- X4** – TI: Standard current measuring card (for the mains side of the differential protection)
- X5** – DI8-OR4: Assembly Group with 8 Digital Inputs and 4 Output Relays
- X6** – TU: Card with 4 voltage transformer measuring inputs
- X102** – Universal Resistance-Temperature Detector (URTD) input, Fiber optics interface, Versatile Link
- X103** – Profibus-DP, Fiber optics interface, ST Connector
- X104** – IRIG-B00X, incl. System Contact (Supervision Contact)



# MCDGV4-2A1ADB



## Housing B2, large display, door mounting

+ Conformal Coating (for installations in harsh environment)

**X1** – DI8-X1: Wide-range power supply unit, incl. 2 non-grouped digital inputs and 6 grouped digital inputs

**X2** – OR6: Assembly Group with 6 Output Relays

**X3** – TIs: Standard phase current measuring card and sensitive ground current measuring (neutral side of the diff. prot.)

**X4** – TI: Standard current measuring card (for the mains side of the differential protection)

**X5** – DI8-OR4: Assembly Group with 8 Digital Inputs and 4 Output Relays

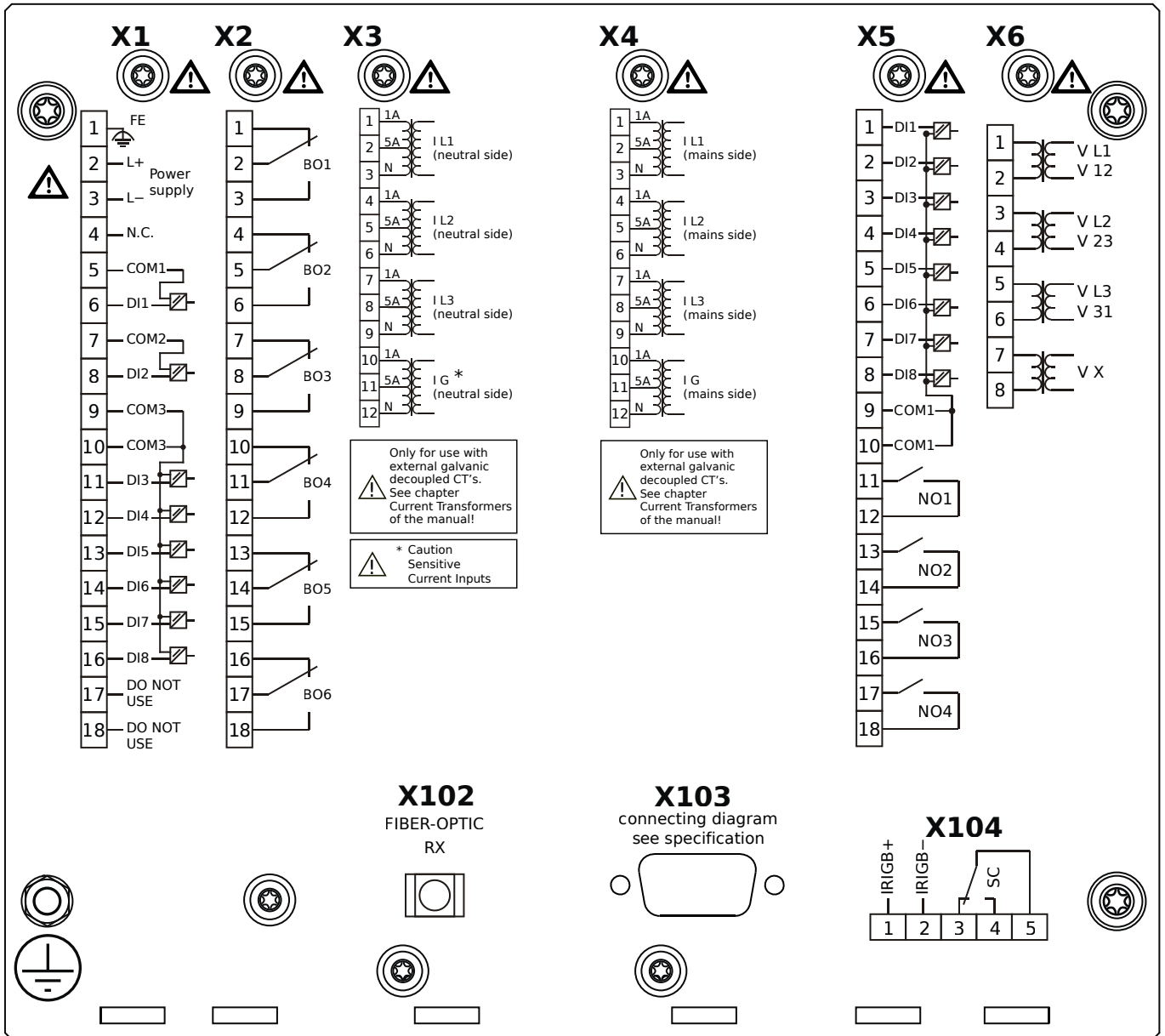
**X6** – TU: Card with 4 voltage transformer measuring inputs

**X102** – Universal Resistance-Temperature Detector (URTD) input, Fiber optics interface, Versatile Link

**X103** – Profibus-DP, Fiber optics interface, ST Connector

**X104** – IRIG-B00X, incl. System Contact (Supervision Contact)

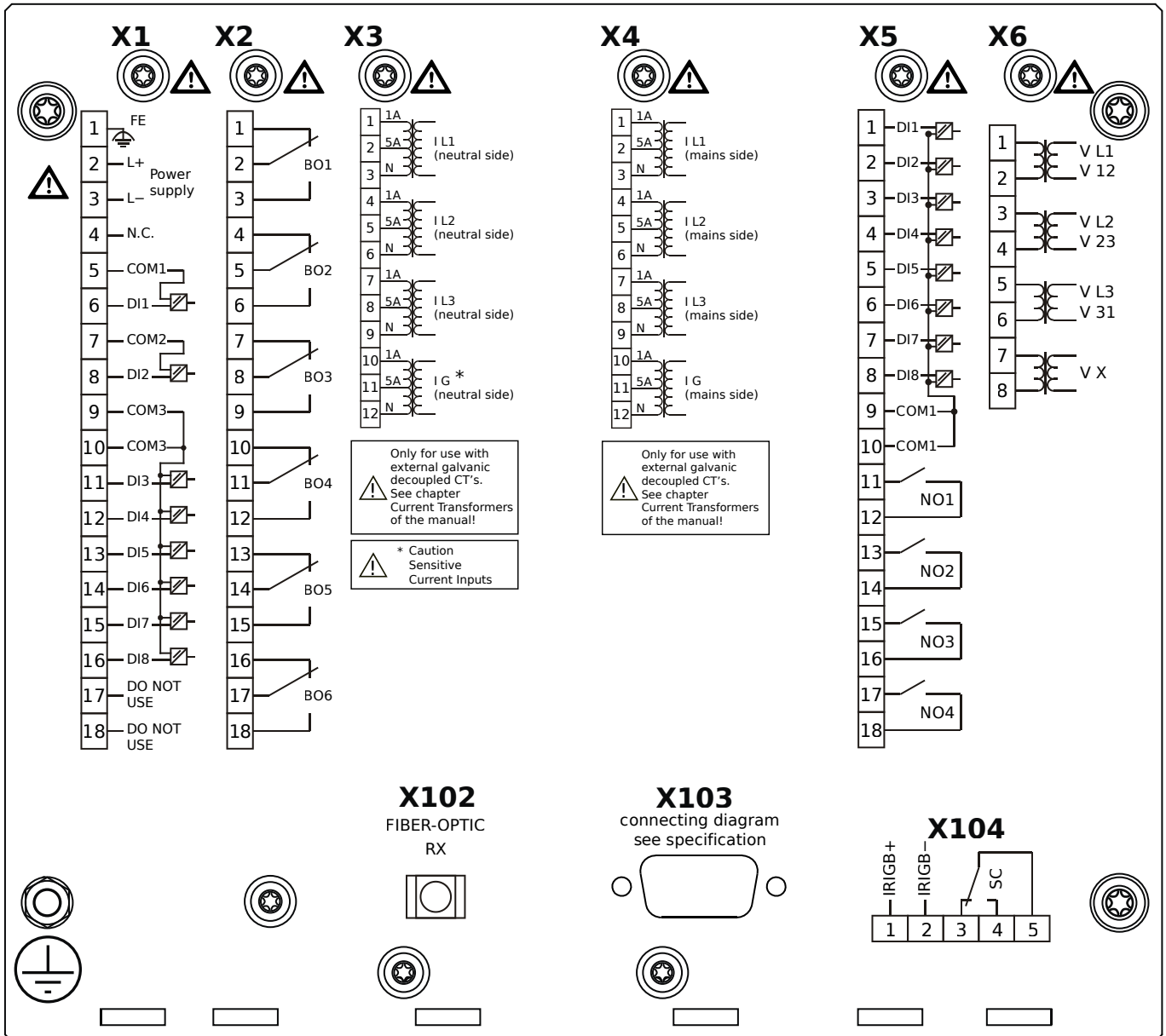
# MCDGV4-2A1AEA



## Housing B2, large display, door mounting

- X1** – DI8-X1: Wide-range power supply unit, incl. 2 non-grouped digital inputs and 6 grouped digital inputs
- X2** – OR6: Assembly Group with 6 Output Relays
- X3** – TIs: Standard phase current measuring card and sensitive ground current measuring (neutral side of the diff. prot.)
- X4** – TI: Standard current measuring card (for the mains side of the differential protection)
- X5** – DI8-OR4: Assembly Group with 8 Digital Inputs and 4 Output Relays
- X6** – TU: Card with 4 voltage transformer measuring inputs
- X102** – Universal Resistance-Temperature Detector (URTD) input, Fiber optics interface, Versatile Link
- X103** – Profibus-DP, RS485, D-SUB
- X104** – IRIG-B00X, incl. System Contact (Supervision Contact)

# MCDGV4-2A1AEB



## Housing B2, large display, door mounting

+ Conformal Coating (for installations in harsh environment)

**X1** – DI8-X1: Wide-range power supply unit, incl. 2 non-grouped digital inputs and 6 grouped digital inputs

**X2** – OR6: Assembly Group with 6 Output Relays

**X3** – TIs: Standard phase current measuring card and sensitive ground current measuring (neutral side of the diff. prot.)

**X4** – TI: Standard current measuring card (for the mains side of the differential protection)

**X5** – DI8-OR4: Assembly Group with 8 Digital Inputs and 4 Output Relays

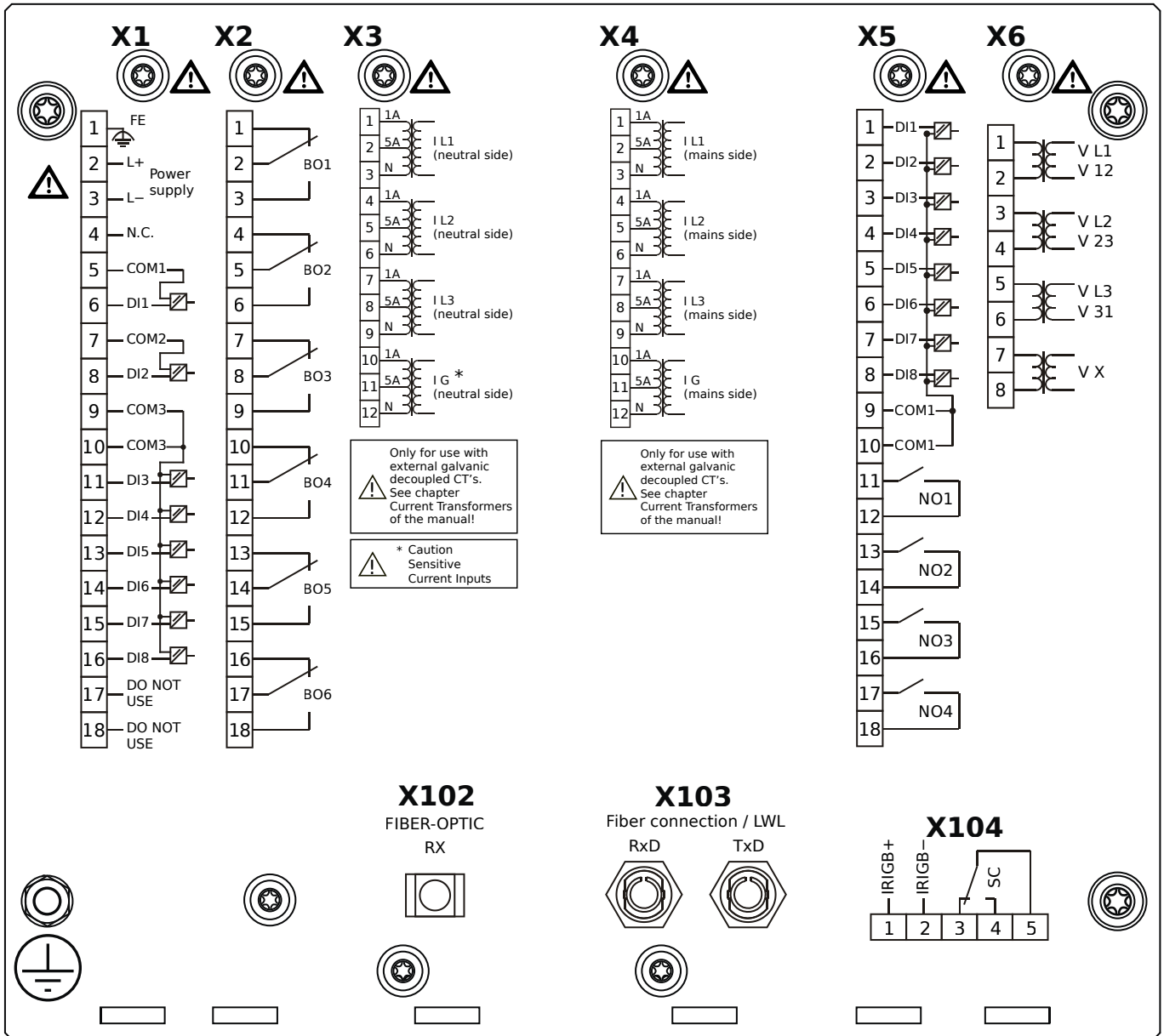
**X6** – TU: Card with 4 voltage transformer measuring inputs

**X102** – Universal Resistance-Temperature Detector (URTD) input, Fiber optics interface, Versatile Link

**X103** – Profibus-DP, RS485, D-SUB

**X104** – IRIG-B00X, incl. System Contact (Supervision Contact)

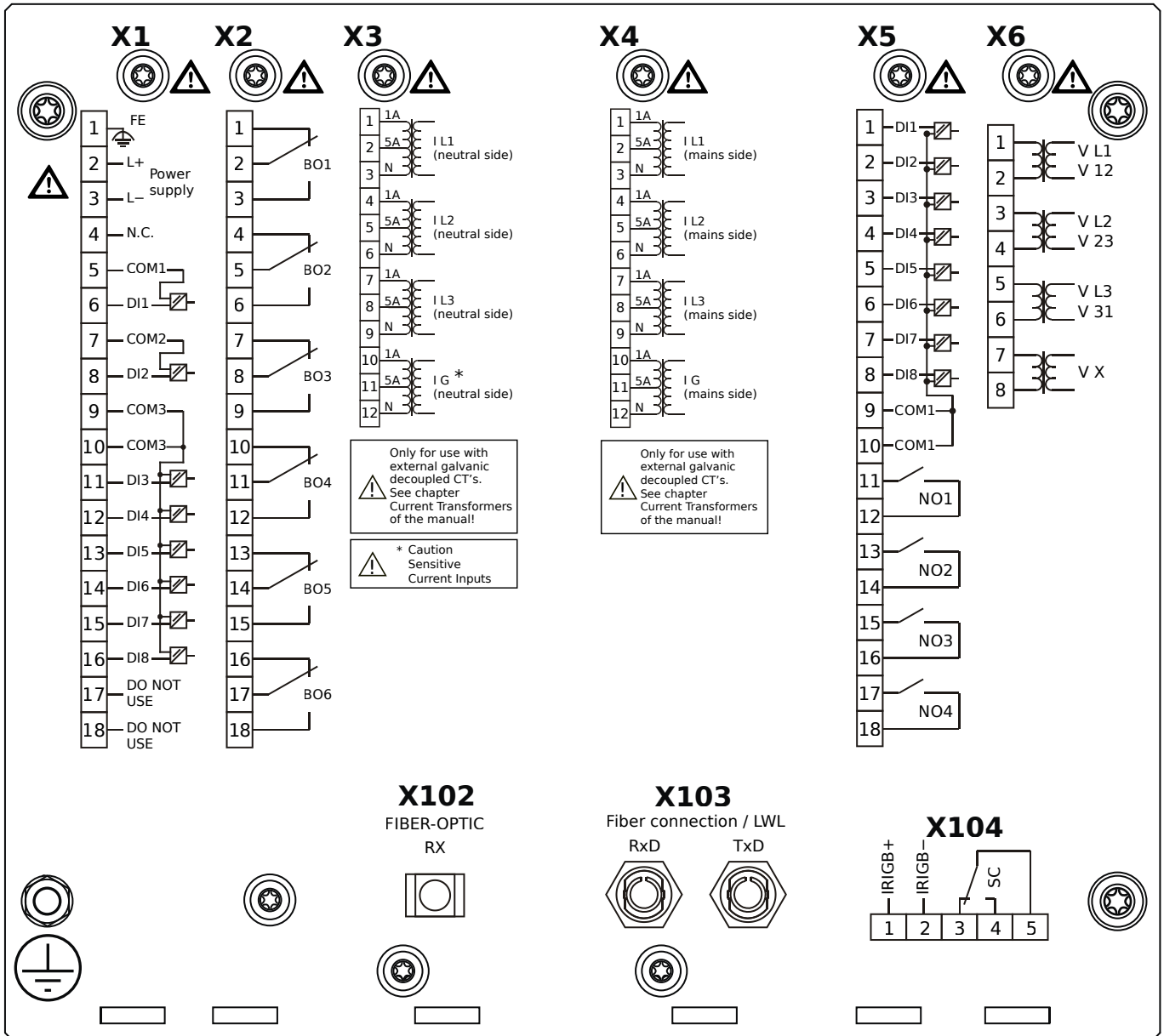
# MCDGV4-2A1AFA



## Housing B2, large display, door mounting

- X1** – DI8-X1: Wide-range power supply unit, incl. 2 non-grouped digital inputs and 6 grouped digital inputs
- X2** – OR6: Assembly Group with 6 Output Relays
- X3** – TIs: Standard phase current measuring card and sensitive ground current measuring (neutral side of the diff. prot.)
- X4** – TI: Standard current measuring card (for the mains side of the differential protection)
- X5** – DI8-OR4: Assembly Group with 8 Digital Inputs and 4 Output Relays
- X6** – TU: Card with 4 voltage transformer measuring inputs
- X102** – Universal Resistance-Temperature Detector (URTD) input, Fiber optics interface, Versatile Link
- X103** – Modbus RTU / IEC 60870-5-103 / DNP3.0 RTU, Fiber optics interface, ST Connector
- X104** – IRIG-B00X, incl. System Contact (Supervision Contact)

# MCDGV4-2A1AFB



## Housing B2, large display, door mounting

+ Conformal Coating (for installations in harsh environment)

**X1** – DI8-X1: Wide-range power supply unit, incl. 2 non-grouped digital inputs and 6 grouped digital inputs

**X2** – OR6: Assembly Group with 6 Output Relays

**X3** – TIs: Standard phase current measuring card and sensitive ground current measuring (neutral side of the diff. prot.)

**X4** – TI: Standard current measuring card (for the mains side of the differential protection)

**X5** – DI8-OR4: Assembly Group with 8 Digital Inputs and 4 Output Relays

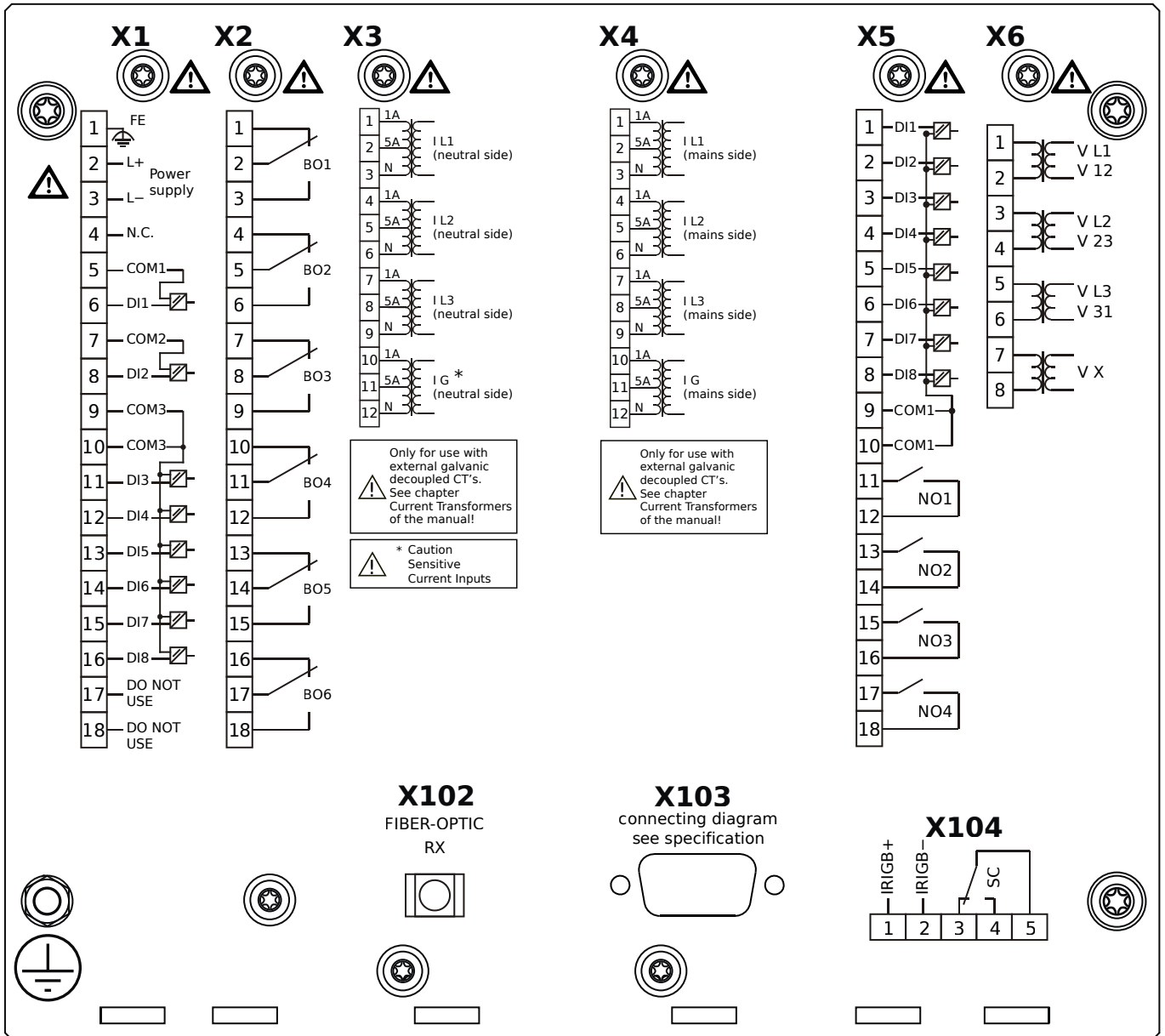
**X6** – TU: Card with 4 voltage transformer measuring inputs

**X102** – Universal Resistance-Temperature Detector (URTD) input, Fiber optics interface, Versatile Link

**X103** – Modbus RTU / IEC 60870-5-103 / DNP3.0 RTU, Fiber optics interface, ST Connector

**X104** – IRIG-B00X, incl. System Contact (Supervision Contact)

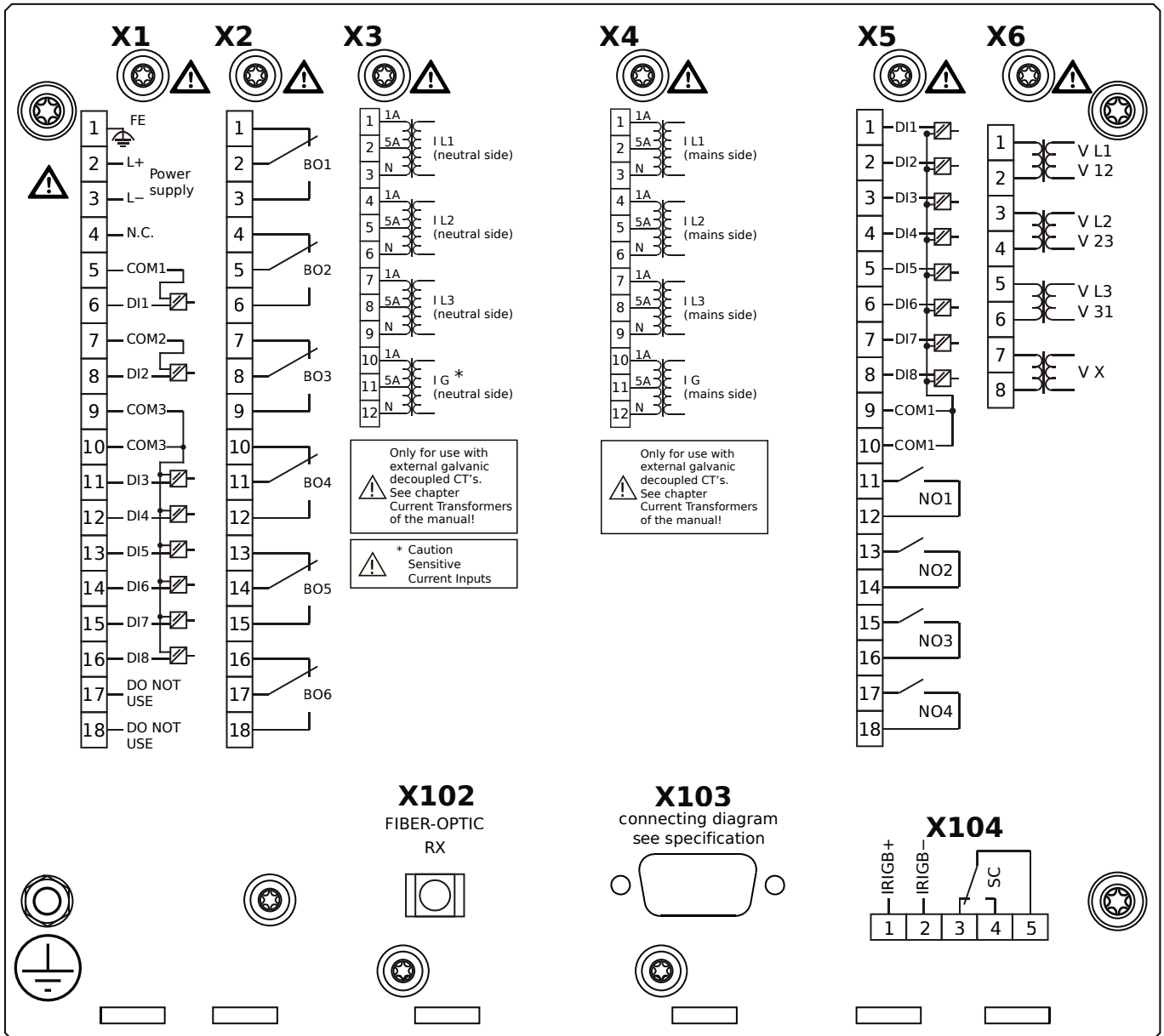
# MCDGV4-2A1AGA



## Housing B2, large display, door mounting

- X1** – DI8-X1: Wide-range power supply unit, incl. 2 non-grouped digital inputs and 6 grouped digital inputs
- X2** – OR6: Assembly Group with 6 Output Relays
- X3** – TIs: Standard phase current measuring card and sensitive ground current measuring (neutral side of the diff. prot.)
- X4** – TI: Standard current measuring card (for the mains side of the differential protection)
- X5** – DI8-OR4: Assembly Group with 8 Digital Inputs and 4 Output Relays
- X6** – TU: Card with 4 voltage transformer measuring inputs
- X102** – Universal Resistance-Temperature Detector (URTD) input, Fiber optics interface, Versatile Link
- X103** – Modbus RTU / IEC 60870-5-103 / DNP3.0 RTU, RS485, D-SUB
- X104** – IRIG-B00X, incl. System Contact (Supervision Contact)

# MCDGV4-2A1AGB



## Housing B2, large display, door mounting

+ Conformal Coating (for installations in harsh environment)

**X1** – DI8-X1: Wide-range power supply unit, incl. 2 non-grouped digital inputs and 6 grouped digital inputs

**X2** – OR6: Assembly Group with 6 Output Relays

**X3** – TIs: Standard phase current measuring card and sensitive ground current measuring (neutral side of the diff. prot.)

**X4** – TI: Standard current measuring card (for the mains side of the differential protection)

**X5** – DI8-OR4: Assembly Group with 8 Digital Inputs and 4 Output Relays

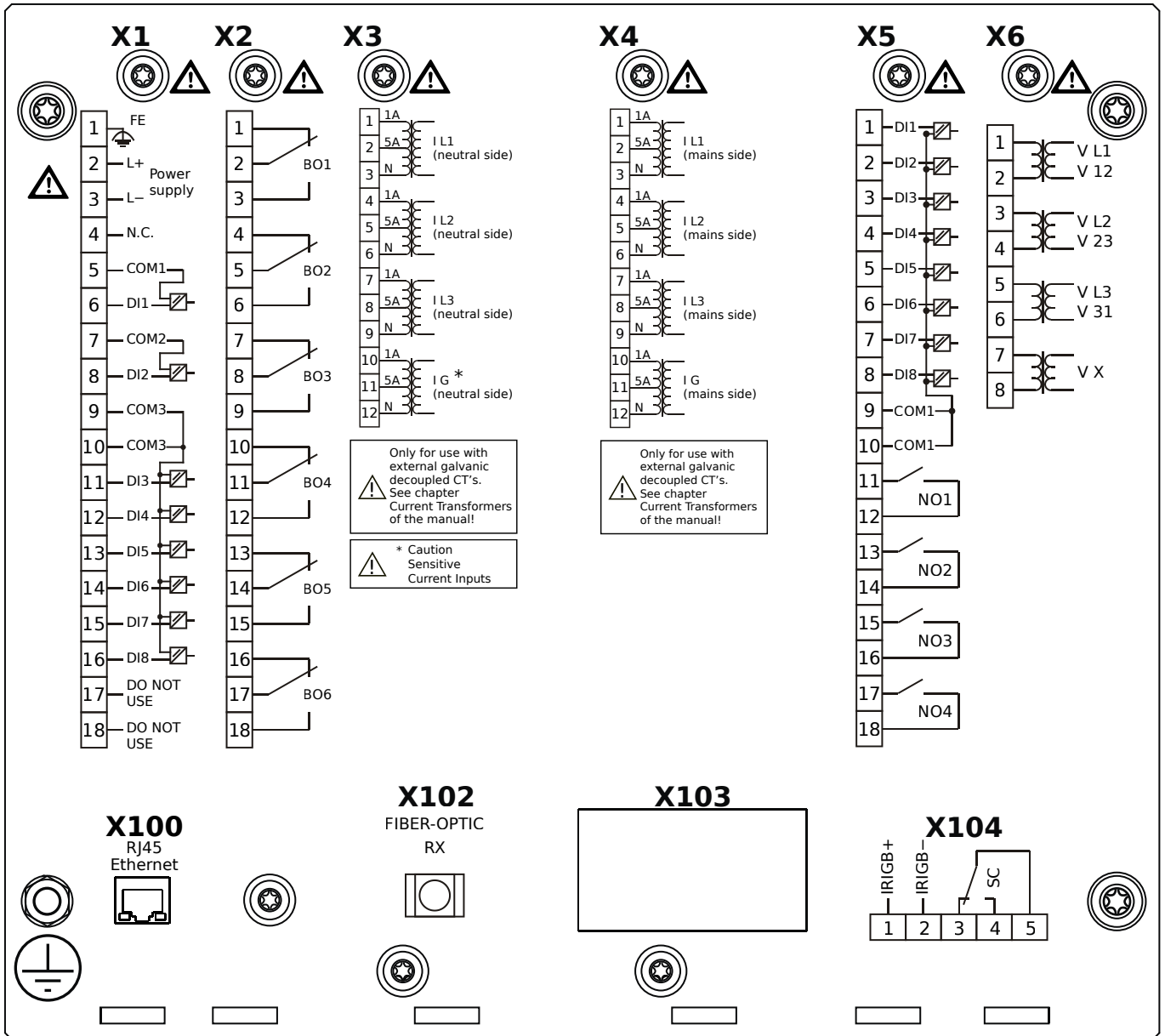
**X6** – TU: Card with 4 voltage transformer measuring inputs

**X102** – Universal Resistance-Temperature Detector (URTD) input, Fiber optics interface, Versatile Link

**X103** – Modbus RTU / IEC 60870-5-103 / DNP3.0 RTU, RS485, D-SUB

**X104** – IRIG-B00X, incl. System Contact (Supervision Contact)

# MCDGV4-2A1AHA

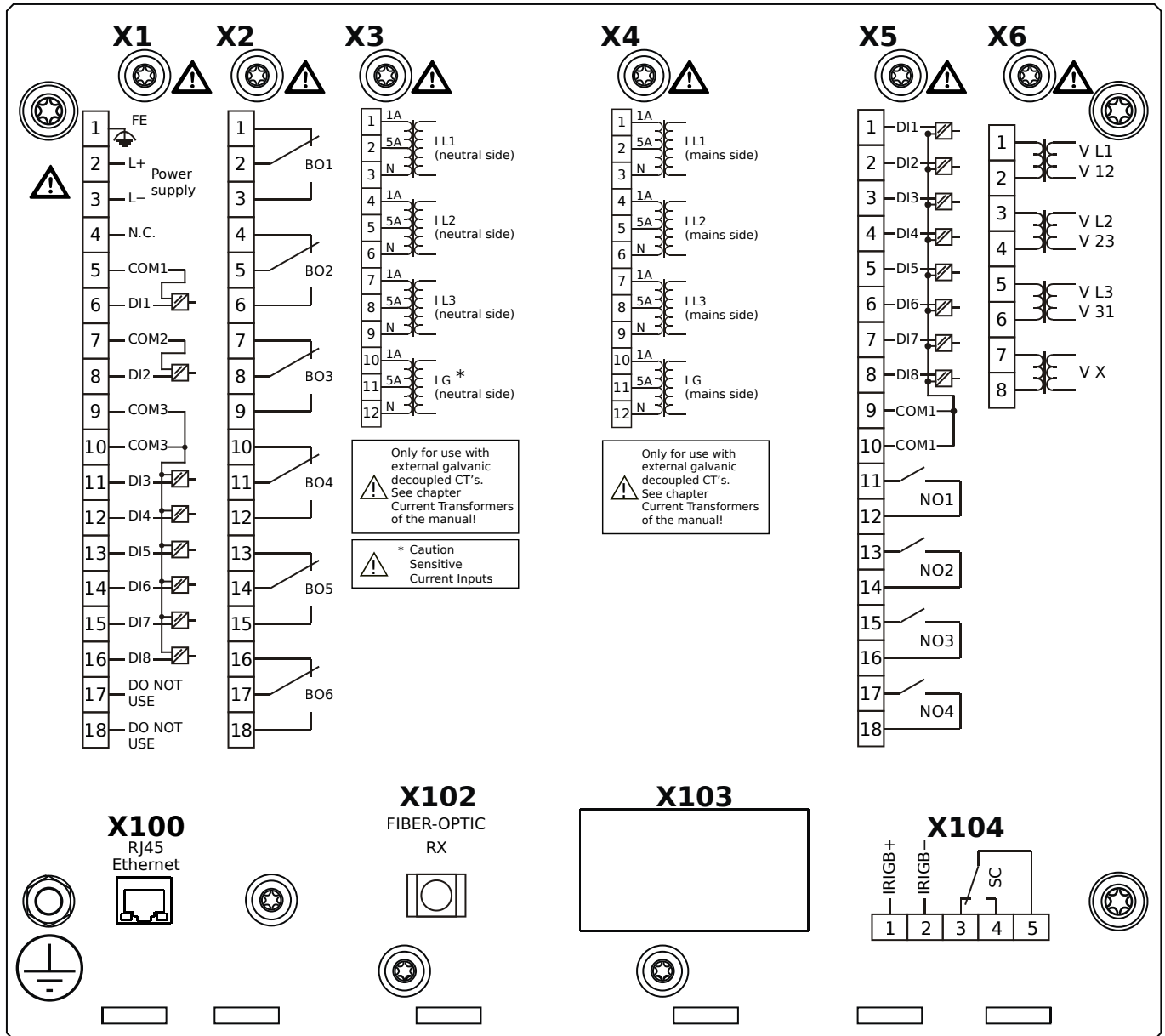


## Housing B2, large display, door mounting

- X1** – DI8-X1: Wide-range power supply unit, incl. 2 non-grouped digital inputs and 6 grouped digital inputs
- X2** – OR6: Assembly Group with 6 Output Relays
- X3** – TIs: Standard phase current measuring card and sensitive ground current measuring (neutral side of the diff. prot.)
- X4** – TI: Standard current measuring card (for the mains side of the differential protection)
- X5** – DI8-OR4: Assembly Group with 8 Digital Inputs and 4 Output Relays
- X6** – TU: Card with 4 voltage transformer measuring inputs
- X100** – IEC 61850 / Modbus TCP / DNP3.0 TCP/UDP, Ethernet interface, 100 Mbit/s, RJ45 (BASE100-FX)
- X102** – Universal Resistance-Temperature Detector (URTD) input, Fiber optics interface, Versatile Link
- X104** – IRIG-B00X, incl. System Contact (Supervision Contact)



# MCDGV4-2A1AHB



## Housing B2, large display, door mounting

+ Conformal Coating (for installations in harsh environment)

**X1** – DI8-X1: Wide-range power supply unit, incl. 2 non-grouped digital inputs and 6 grouped digital inputs

**X2** – OR6: Assembly Group with 6 Output Relays

**X3** – TIs: Standard phase current measuring card and sensitive ground current measuring (neutral side of the diff. prot.)

**X4** – TI: Standard current measuring card (for the mains side of the differential protection)

**X5** – DI8-OR4: Assembly Group with 8 Digital Inputs and 4 Output Relays

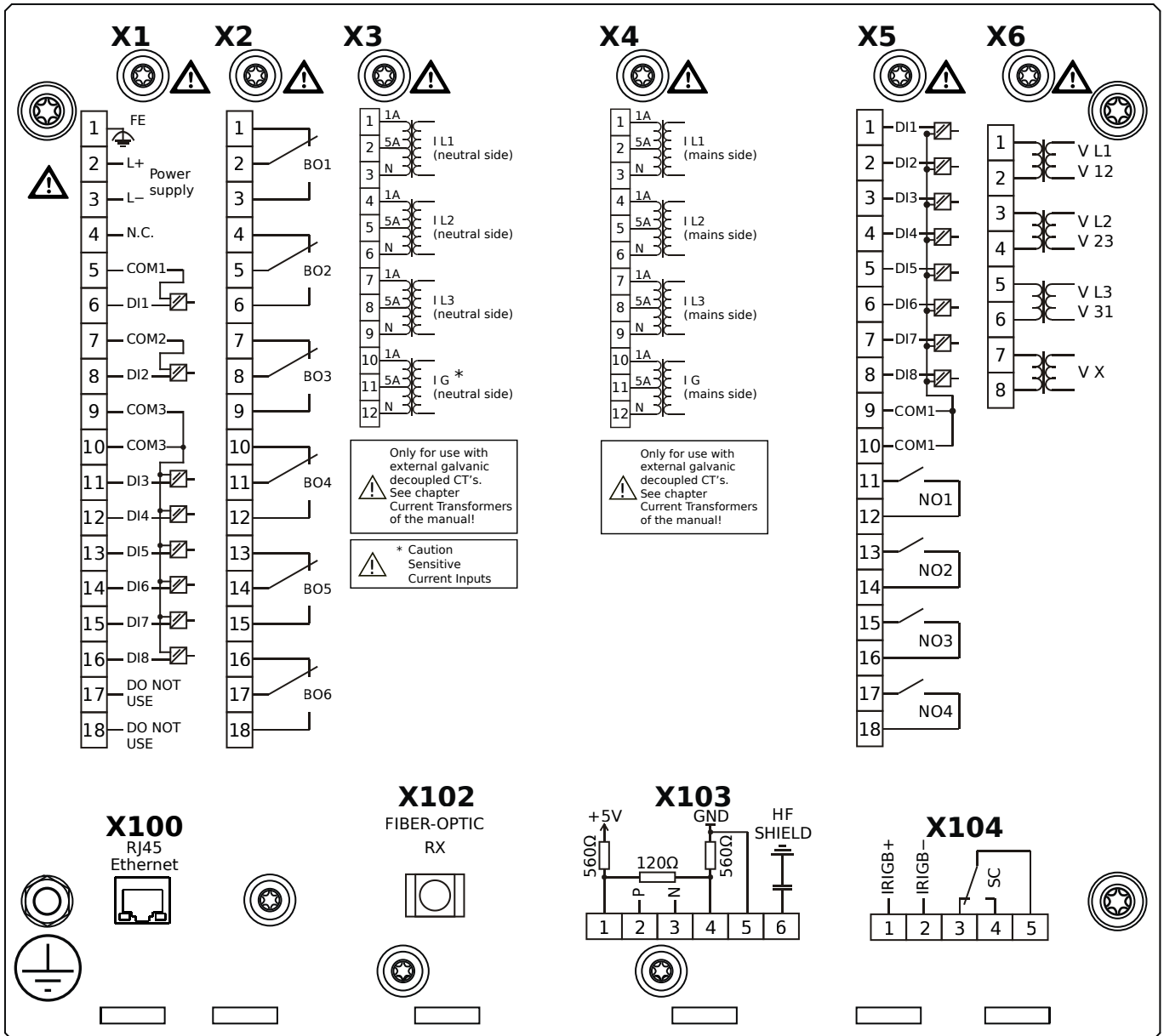
**X6** – TU: Card with 4 voltage transformer measuring inputs

**X100** – IEC 61850 / Modbus TCP / DNP3.0 TCP/UDP, Ethernet interface, 100 Mbit/s, RJ45 (BASE100-FX)

**X102** – Universal Resistance-Temperature Detector (URTD) input, Fiber optics interface, Versatile Link

**X104** – IRIG-B00X, incl. System Contact (Supervision Contact)

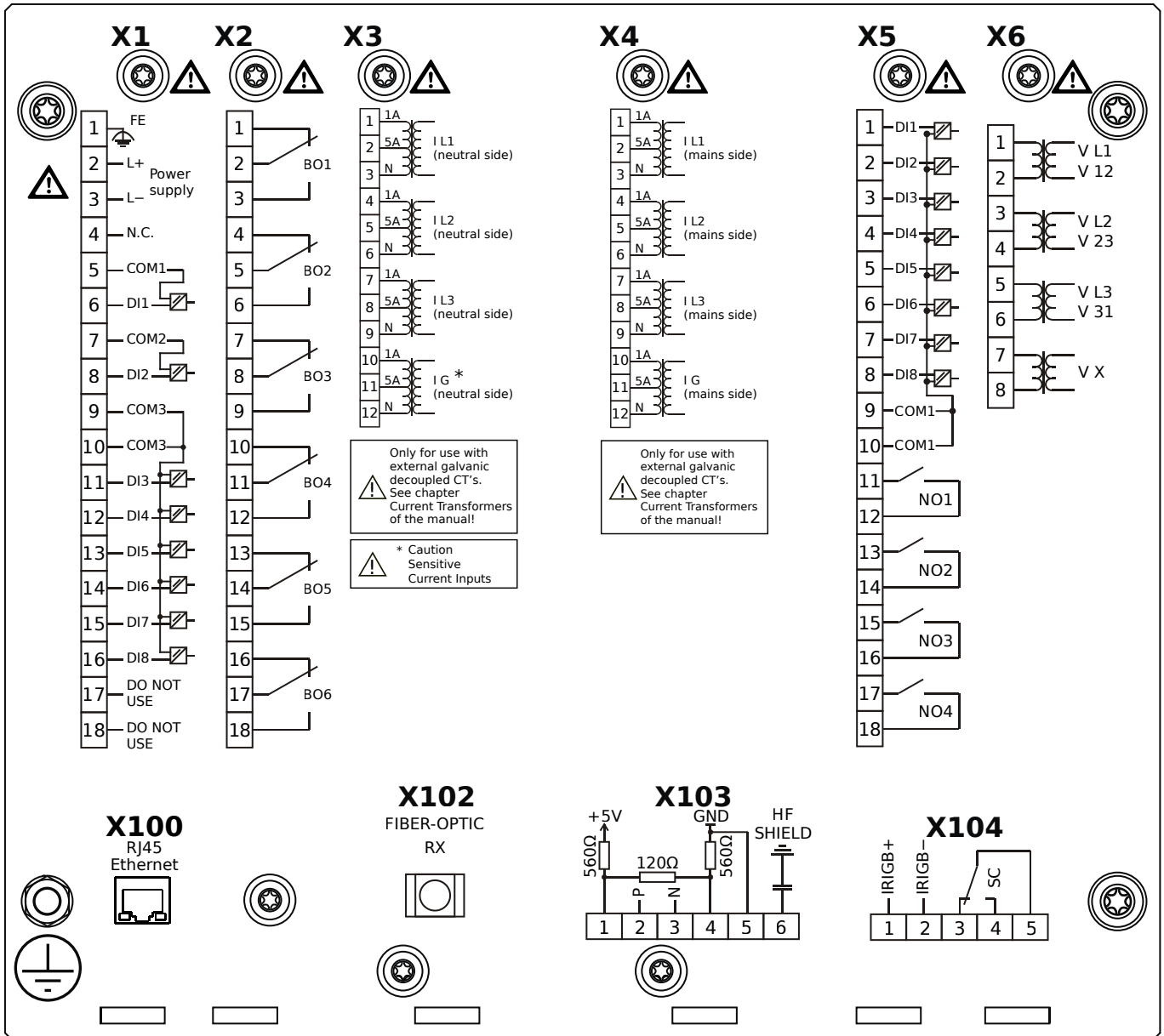
# MCDGV4-2A1AIA



## Housing B2, large display, door mounting

- X1** – DI8-X1: Wide-range power supply unit, incl. 2 non-grouped digital inputs and 6 grouped digital inputs
- X2** – OR6: Assembly Group with 6 Output Relays
- X3** – TIs: Standard phase current measuring card and sensitive ground current measuring (neutral side of the diff. prot.)
- X4** – TI: Standard current measuring card (for the mains side of the differential protection)
- X5** – DI8-OR4: Assembly Group with 8 Digital Inputs and 4 Output Relays
- X6** – TU: Card with 4 voltage transformer measuring inputs
- X100** – Modbus TCP / DNP3.0 TCP/UDP, Ethernet interface, 100 Mbit/s, RJ45 (BASE100-FX)
- X102** – Universal Resistance-Temperature Detector (URTD) input, Fiber optics interface, Versatile Link
- X103** – IEC 60870-5-103 / Modbus RTU / DNP3.0 RTU, RS485, Terminals
- X104** – I R IGB-00X, incl. System Contact (Supervision Contact)

# MCDGV4-2A1AIB

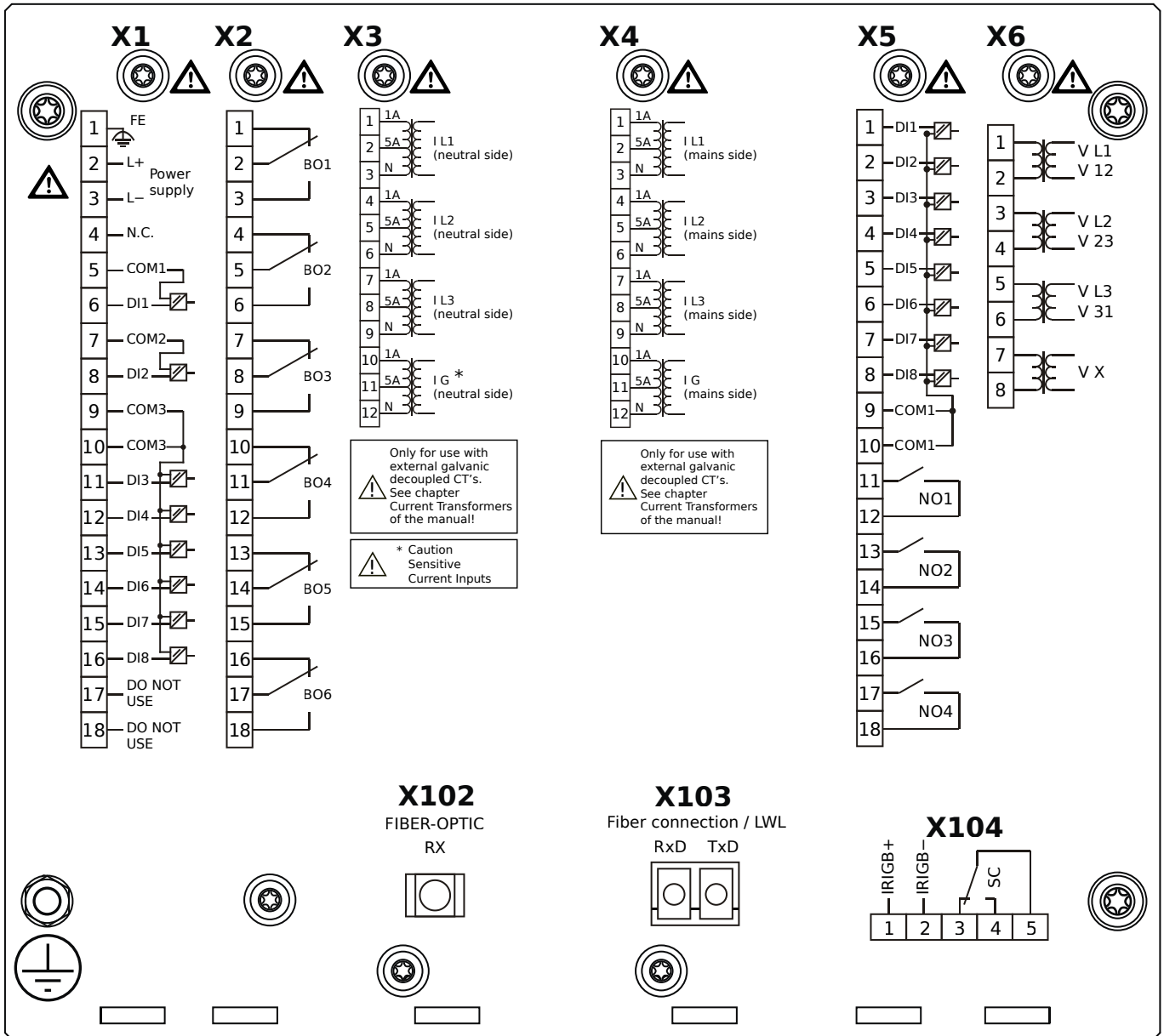


## Housing B2, large display, door mounting

+ Conformal Coating (for installations in harsh environment)

- X1** – DI8-X1: Wide-range power supply unit, incl. 2 non-grouped digital inputs and 6 grouped digital inputs
- X2** – OR6: Assembly Group with 6 Output Relays
- X3** – TIs: Standard phase current measuring card and sensitive ground current measuring (neutral side of the diff. prot.)
- X4** – TI: Standard current measuring card (for the mains side of the differential protection)
- X5** – DI8-OR4: Assembly Group with 8 Digital Inputs and 4 Output Relays
- X6** – TU: Card with 4 voltage transformer measuring inputs
- X100** – Modbus TCP / DNP3.0 TCP/UDP, Ethernet interface, 100 Mbit/s, RJ45 (BASE100-FX)
- X102** – Universal Resistance-Temperature Detector (URTD) input, Fiber optics interface, Versatile Link
- X103** – IEC 60870-5-103 / Modbus RTU / DNP3.0 RTU, RS485, Terminals
- X104** – IRIG-B00X, incl. System Contact (Supervision Contact)

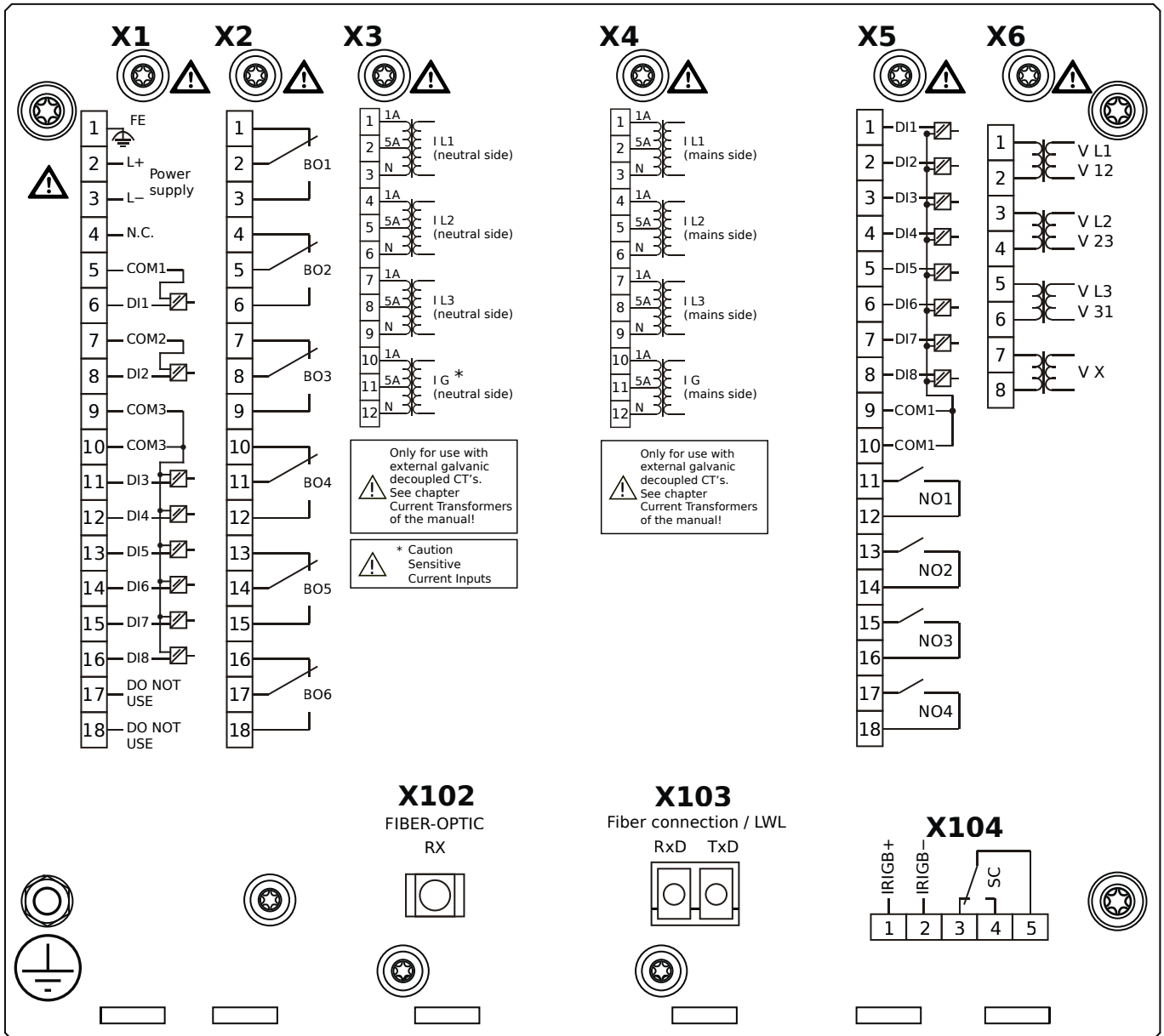
# MCDGV4-2A1AKA



## Housing B2, large display, door mounting

- X1** – DI8-X1: Wide-range power supply unit, incl. 2 non-grouped digital inputs and 6 grouped digital inputs
- X2** – OR6: Assembly Group with 6 Output Relays
- X3** – TIs: Standard phase current measuring card and sensitive ground current measuring (neutral side of the diff. prot.)
- X4** – TI: Standard current measuring card (for the mains side of the differential protection)
- X5** – DI8-OR4: Assembly Group with 8 Digital Inputs and 4 Output Relays
- X6** – TU: Card with 4 voltage transformer measuring inputs
- X102** – Universal Resistance-Temperature Detector (URTD) input, Fiber optics interface, Versatile Link
- X103** – IEC 61850 / Modbus TCP / DNP3.0 TCP/UDP, Fiber optics interface, LC Connector
- X104** – IRIG-B00X, incl. System Contact (Supervision Contact)

# MCDGV4-2A1AKB



## Housing B2, large display, door mounting

+ Conformal Coating (for installations in harsh environment)

**X1** – DI8-X1: Wide-range power supply unit, incl. 2 non-grouped digital inputs and 6 grouped digital inputs

**X2** – OR6: Assembly Group with 6 Output Relays

**X3** – TIs: Standard phase current measuring card and sensitive ground current measuring (neutral side of the diff. prot.)

**X4** – TI: Standard current measuring card (for the mains side of the differential protection)

**X5** – DI8-OR4: Assembly Group with 8 Digital Inputs and 4 Output Relays

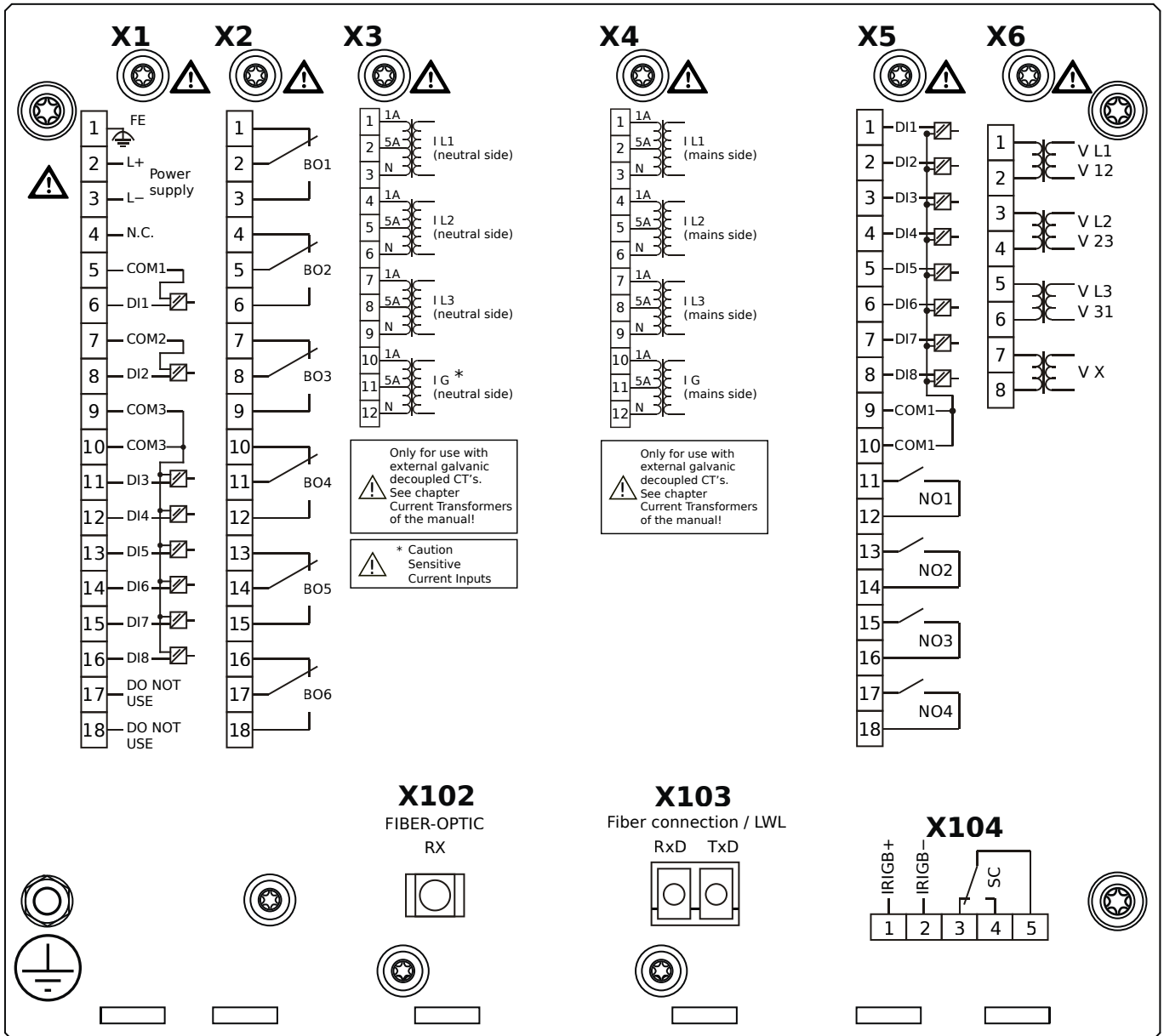
**X6** – TU: Card with 4 voltage transformer measuring inputs

**X102** – Universal Resistance-Temperature Detector (URTD) input, Fiber optics interface, Versatile Link

**X103** – IEC 61850 / Modbus TCP / DNP3.0 TCP/UDP, Fiber optics interface, LC Connector

**X104** – IRIG-B00X, incl. System Contact (Supervision Contact)

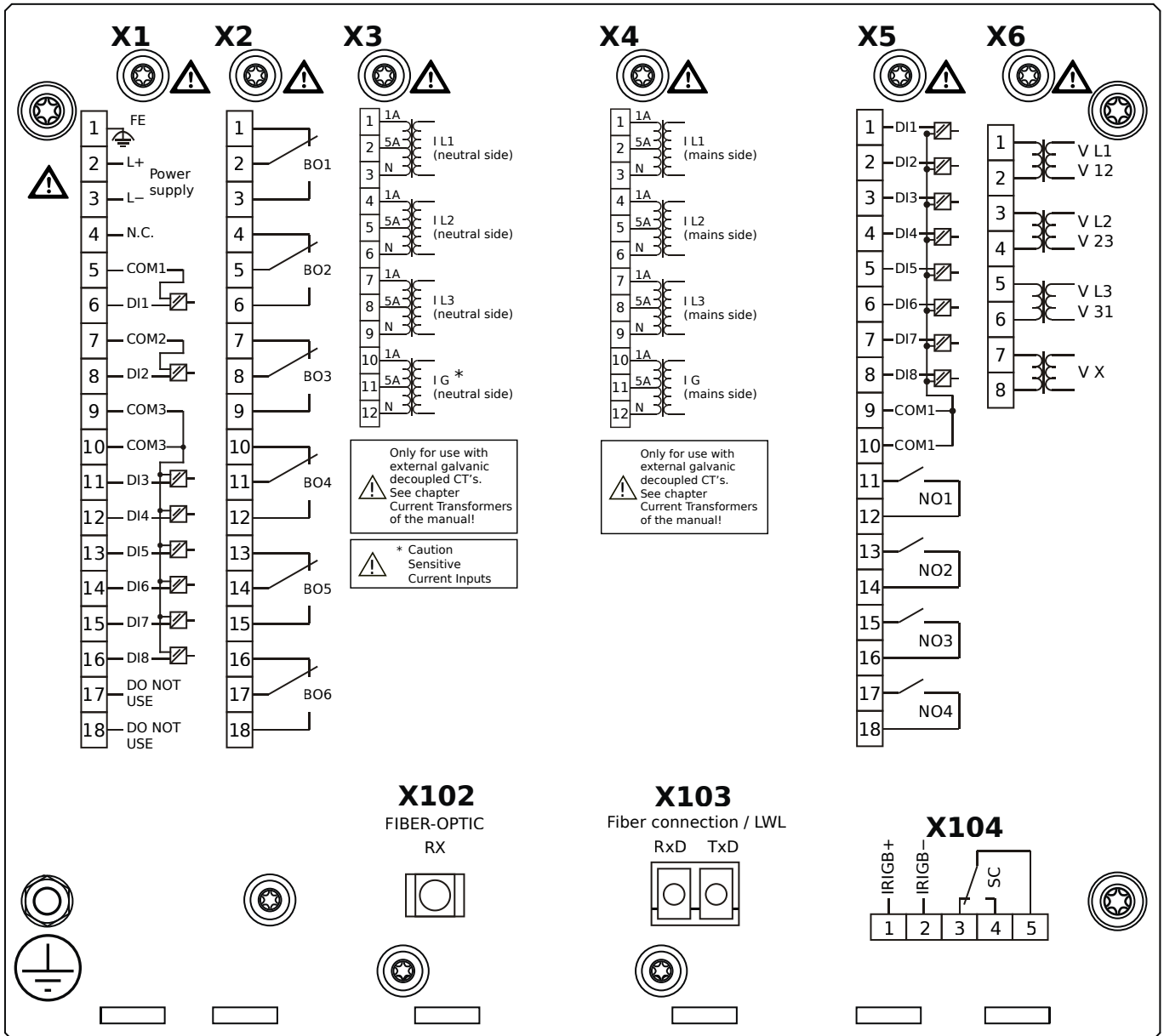
# MCDGV4-2A1ALA



## Housing B2, large display, door mounting

- X1** – DI8-X1: Wide-range power supply unit, incl. 2 non-grouped digital inputs and 6 grouped digital inputs
- X2** – OR6: Assembly Group with 6 Output Relays
- X3** – TIs: Standard phase current measuring card and sensitive ground current measuring (neutral side of the diff. prot.)
- X4** – TI: Standard current measuring card (for the mains side of the differential protection)
- X5** – DI8-OR4: Assembly Group with 8 Digital Inputs and 4 Output Relays
- X6** – TU: Card with 4 voltage transformer measuring inputs
- X102** – Universal Resistance-Temperature Detector (URTD) input, Fiber optics interface, Versatile Link
- X103** – Modbus TCP / DNP3.0 TCP/UDP, Fiber optics interface, LC Connector
- X104** – IRIG-B00X, incl. System Contact (Supervision Contact)

# MCDGV4-2A1ALB



## Housing B2, large display, door mounting

+ Conformal Coating (for installations in harsh environment)

**X1** – DI8-X1: Wide-range power supply unit, incl. 2 non-grouped digital inputs and 6 grouped digital inputs

**X2** – OR6: Assembly Group with 6 Output Relays

**X3** – TIs: Standard phase current measuring card and sensitive ground current measuring (neutral side of the diff. prot.)

**X4** – TI: Standard current measuring card (for the mains side of the differential protection)

**X5** – DI8-OR4: Assembly Group with 8 Digital Inputs and 4 Output Relays

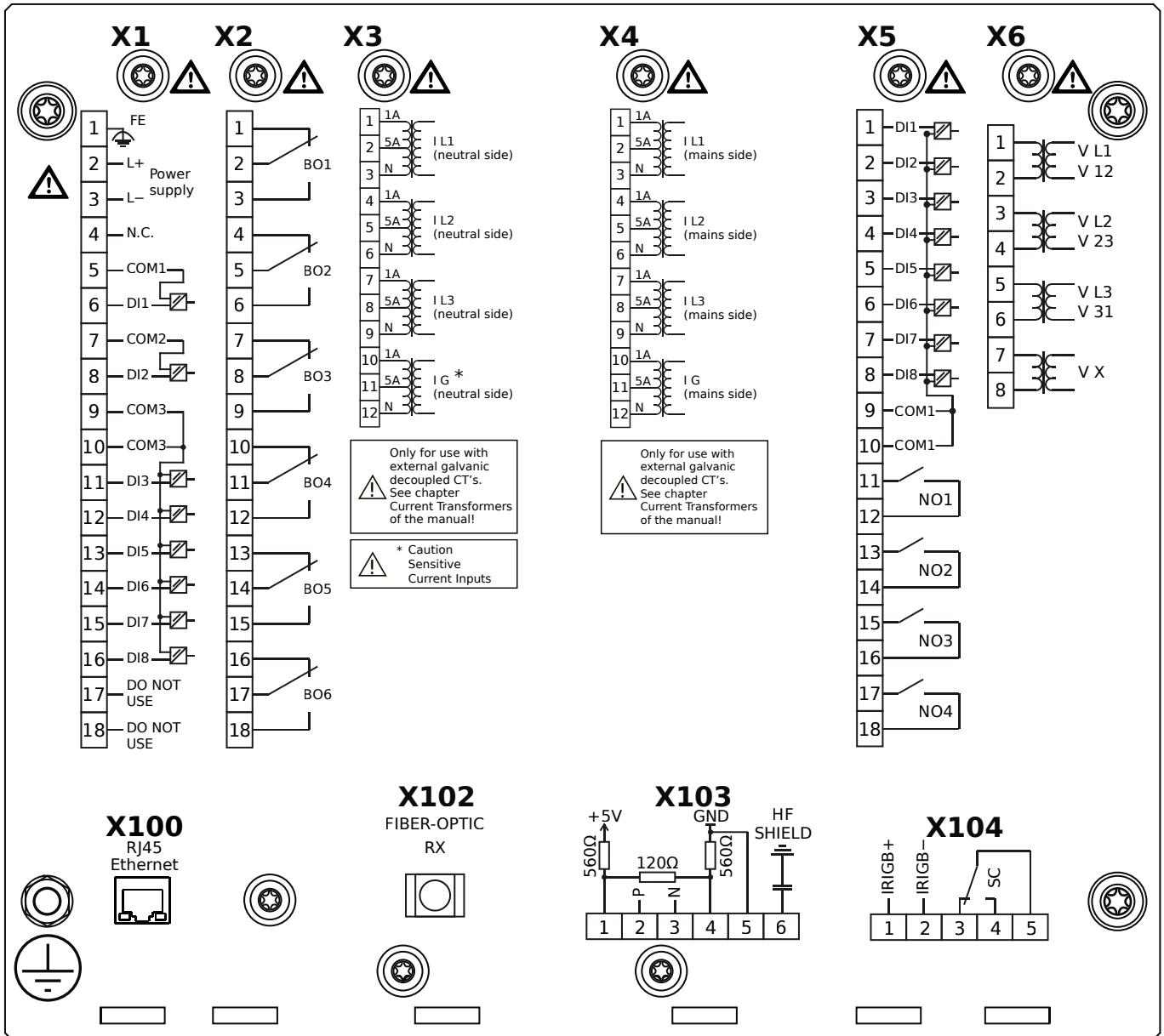
**X6** – TU: Card with 4 voltage transformer measuring inputs

**X102** – Universal Resistance-Temperature Detector (URTD) input, Fiber optics interface, Versatile Link

**X103** – Modbus TCP / DNP3.0 TCP/UDP, Fiber optics interface, LC Connector

**X104** – IRIG-B00X, incl. System Contact (Supervision Contact)

# MCDGV4-2A1ATA

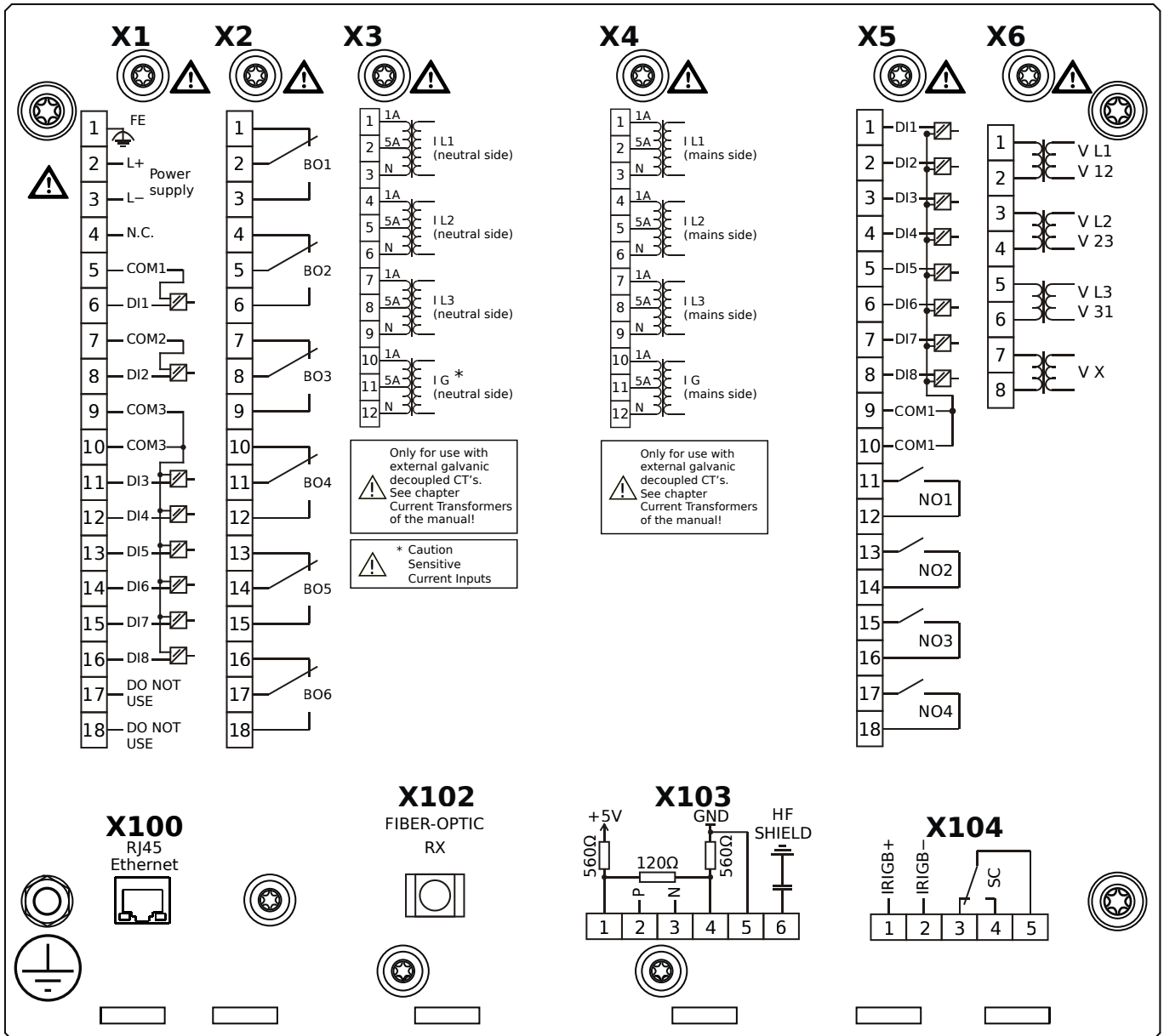


## Housing B2, large display, door mounting

- X1** – DI8-X1: Wide-range power supply unit, incl. 2 non-grouped digital inputs and 6 grouped digital inputs
- X2** – OR6: Assembly Group with 6 Output Relays
- X3** – TIs: Standard phase current measuring card and sensitive ground current measuring (neutral side of the diff. prot.)
- X4** – TI: Standard current measuring card (for the mains side of the differential protection)
- X5** – DI8-OR4: Assembly Group with 8 Digital Inputs and 4 Output Relays
- X6** – TU: Card with 4 voltage transformer measuring inputs
- X100** – IEC 61850 / Modbus TCP / DNP3.0 TCP/UDP, Ethernet interface, 100 Mbit/s, RJ45 (BASE100-FX)
- X102** – Universal Resistance-Temperature Detector (URTD) input, Fiber optics interface, Versatile Link
- X103** – IEC 60870-5-103 / Modbus RTU / DNP3.0 RTU, RS485, Terminals
- X104** – I RIG-B00X, incl. System Contact (Supervision Contact)



# MCDGV4-2A1ATB

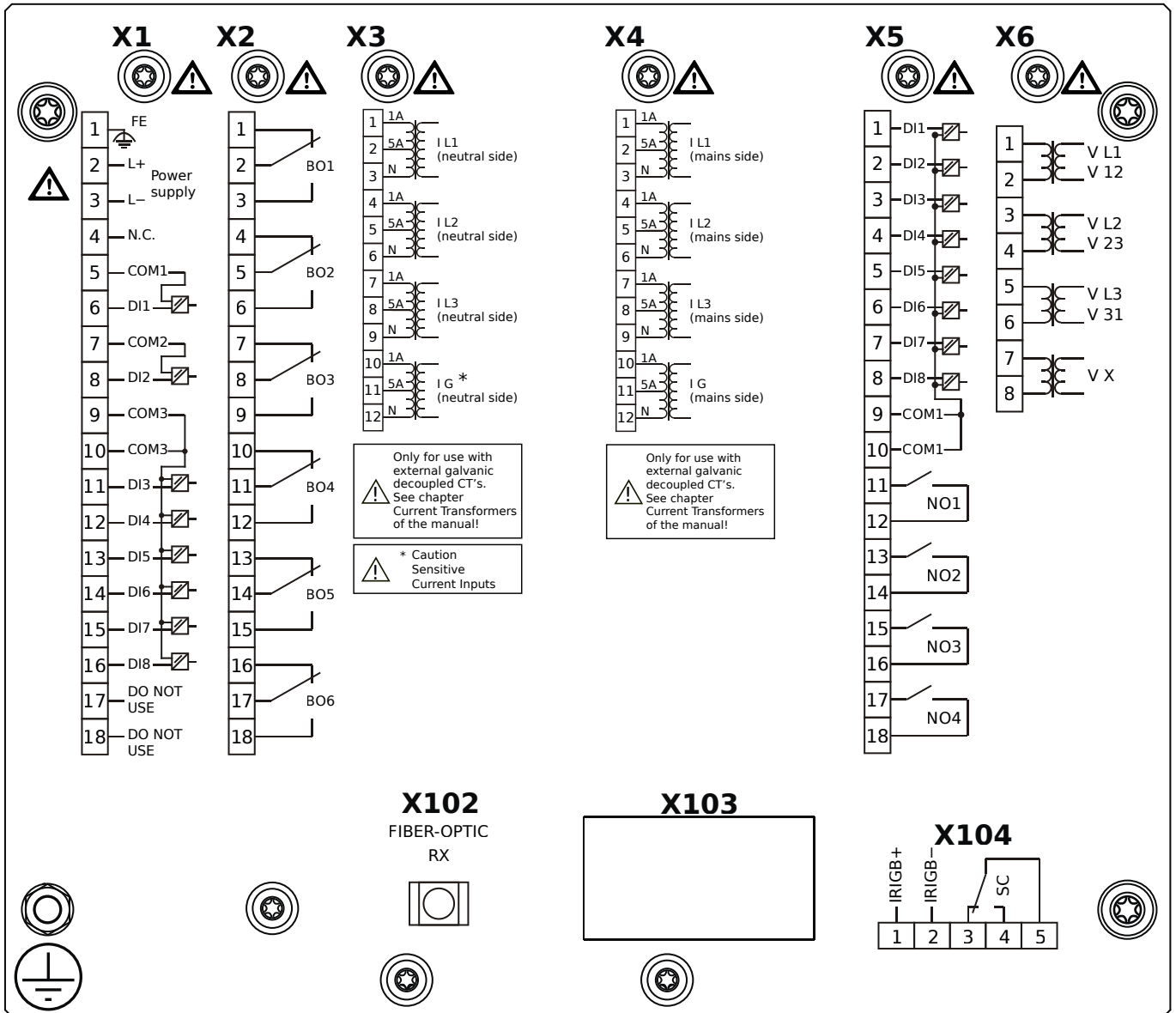


## Housing B2, large display, door mounting

+ Conformal Coating (for installations in harsh environment)

- X1** – DI8-X1: Wide-range power supply unit, incl. 2 non-grouped digital inputs and 6 grouped digital inputs
- X2** – OR6: Assembly Group with 6 Output Relays
- X3** – TIs: Standard phase current measuring card and sensitive ground current measuring (neutral side of the diff. prot.)
- X4** – TI: Standard current measuring card (for the mains side of the differential protection)
- X5** – DI8-OR4: Assembly Group with 8 Digital Inputs and 4 Output Relays
- X6** – TU: Card with 4 voltage transformer measuring inputs
- X100** – IEC 61850 / Modbus TCP / DNP3.0 TCP/UDP, Ethernet interface, 100 Mbit/s, RJ45 (BASE100-FX)
- X102** – Universal Resistance-Temperature Detector (URTD) input, Fiber optics interface, Versatile Link
- X103** – IEC 60870-5-103 / Modbus RTU / DNP3.0 RTU, RS485, Terminals
- X104** – IRIG-B00X, incl. System Contact (Supervision Contact)

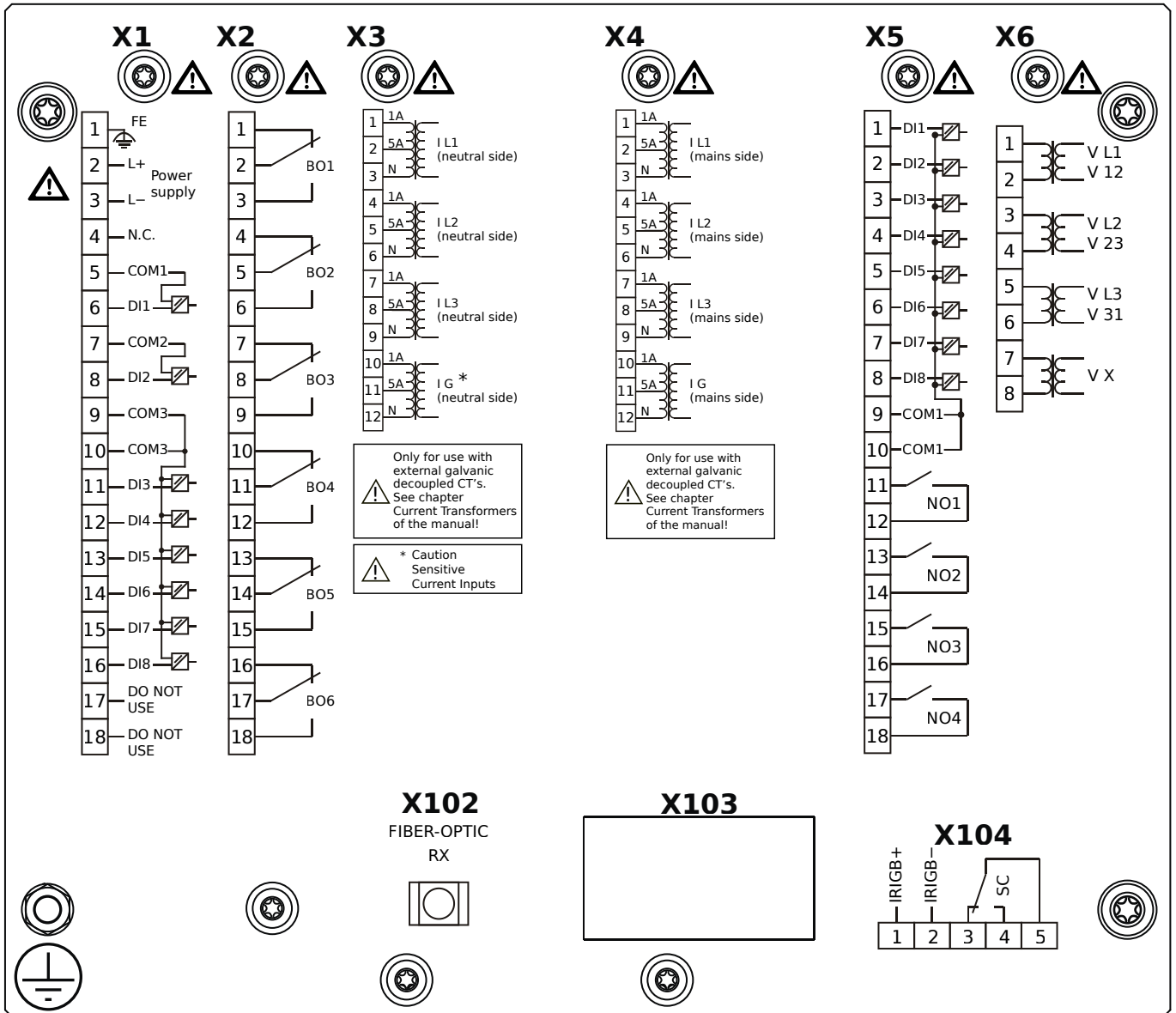
# MCDGV4-2A1BAA



## Housing B2, large display, 19" rack mounting

- X1** – DI8-X1: Wide-range power supply unit, incl. 2 non-grouped digital inputs and 6 grouped digital inputs
- X2** – OR6: Assembly Group with 6 Output Relays
- X3** – TIs: Standard phase current measuring card and sensitive ground current measuring (neutral side of the diff. prot.)
- X4** – TI: Standard current measuring card (for the mains side of the differential protection)
- X5** – DI8-OR4: Assembly Group with 8 Digital Inputs and 4 Output Relays
- X6** – TU: Card with 4 voltage transformer measuring inputs
- X102** – Universal Resistance-Temperature Detector (URTD) input, Fiber optics interface, Versatile Link
- X104** – IRIG-B00X, incl. System Contact (Supervision Contact)

# MCDGV4-2A1BAB



## Housing B2, large display, 19" rack mounting

+ Conformal Coating (for installations in harsh environment)

**X1** – DI8-X1: Wide-range power supply unit, incl. 2 non-grouped digital inputs and 6 grouped digital inputs

**X2** – OR6: Assembly Group with 6 Output Relays

**X3** – TIs: Standard phase current measuring card and sensitive ground current measuring (neutral side of the diff. prot.)

**X4** – TI: Standard current measuring card (for the mains side of the differential protection)

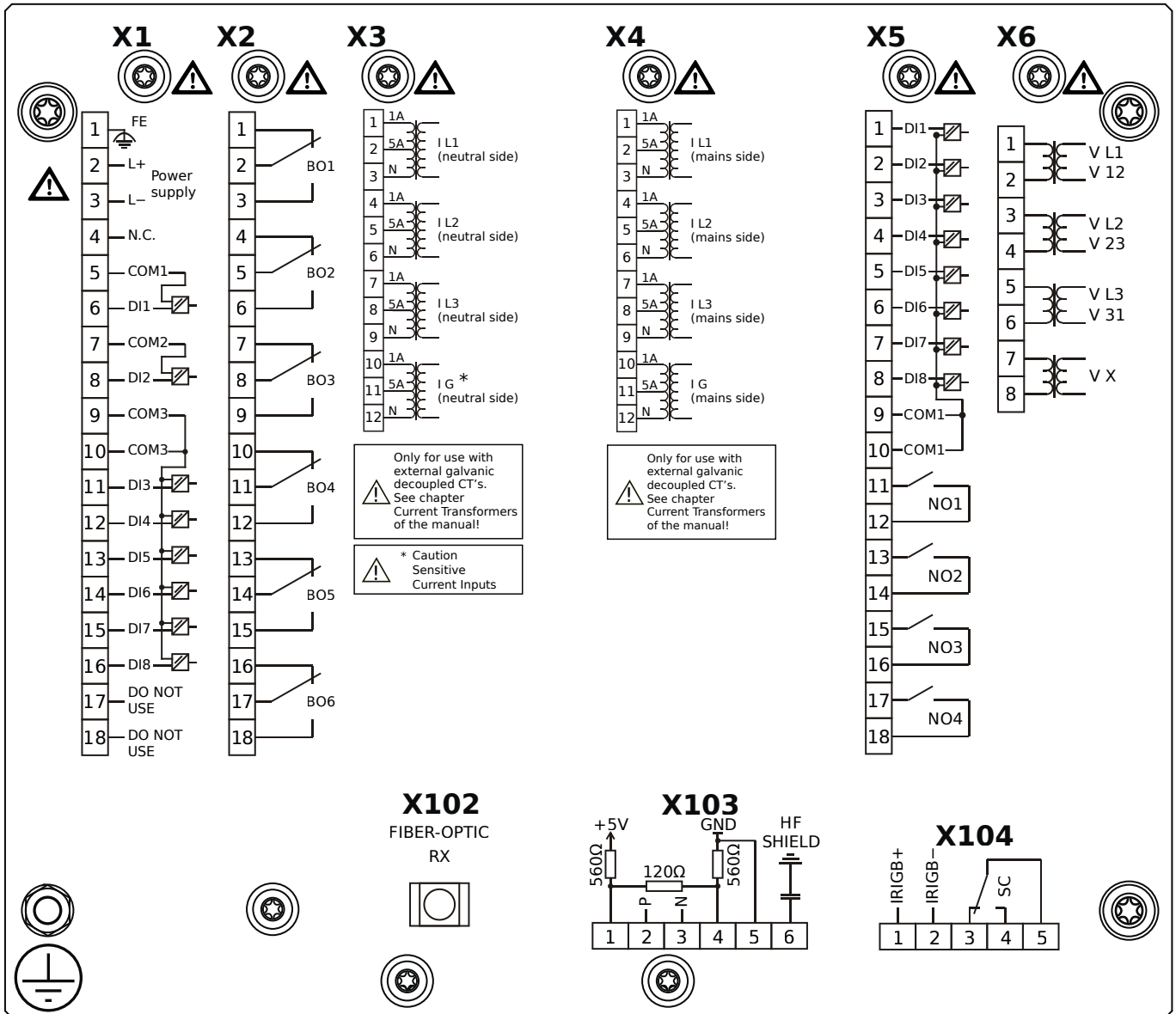
**X5** – DI8-OR4: Assembly Group with 8 Digital Inputs and 4 Output Relays

**X6** – TU: Card with 4 voltage transformer measuring inputs

**X102** – Universal Resistance-Temperature Detector (URTD) input, Fiber optics interface, Versatile Link

**X104** – IRIG-B00X, incl. System Contact (Supervision Contact)

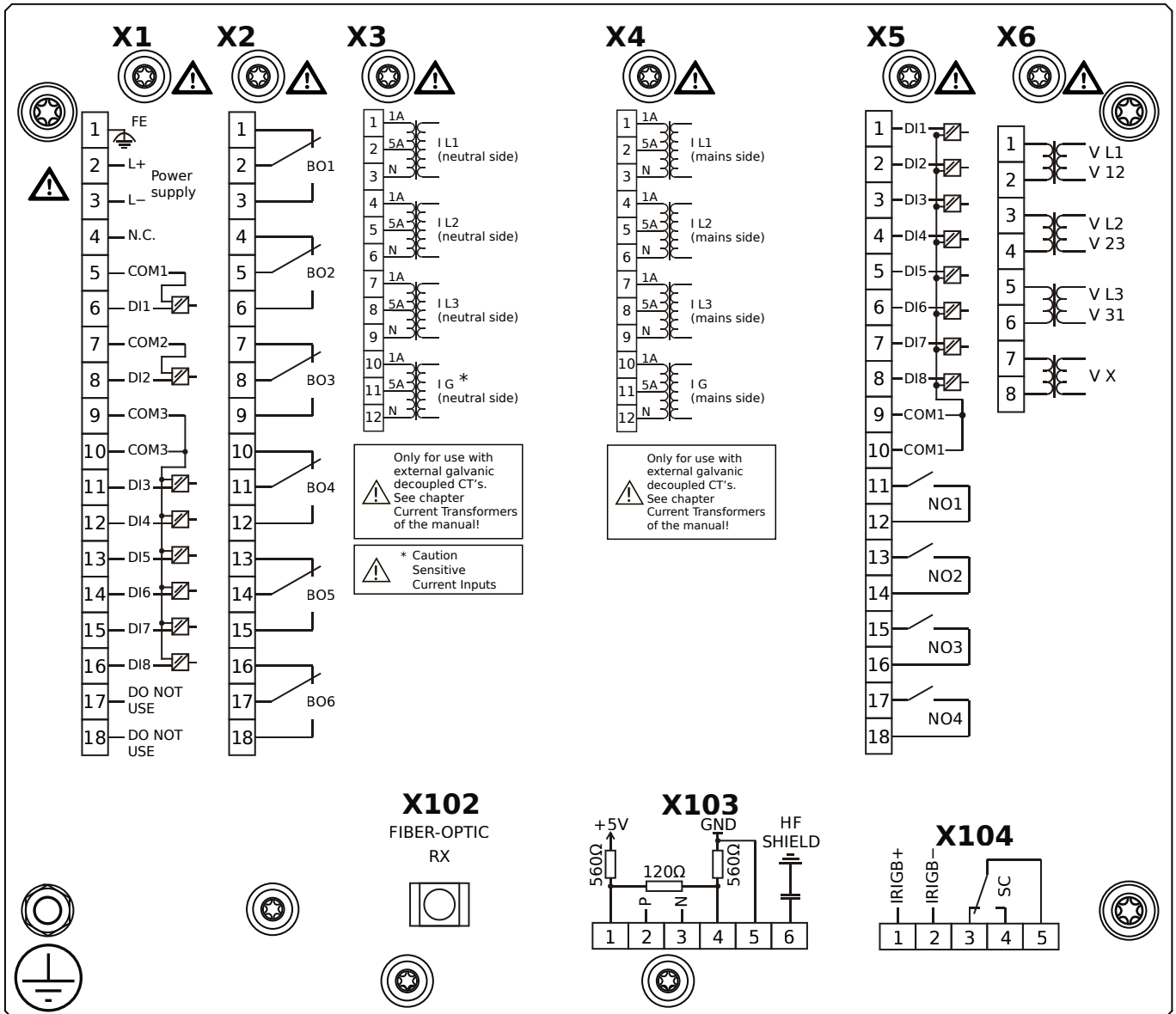
# MCDGV4-2A1BBA



## Housing B2, large display, 19" rack mounting

- X1** – DI8-X1: Wide-range power supply unit, incl. 2 non-grouped digital inputs and 6 grouped digital inputs
- X2** – OR6: Assembly Group with 6 Output Relays
- X3** – TIs: Standard phase current measuring card and sensitive ground current measuring (neutral side of the diff. prot.)
- X4** – TI: Standard current measuring card (for the mains side of the differential protection)
- X5** – DI8-OR4: Assembly Group with 8 Digital Inputs and 4 Output Relays
- X6** – TU: Card with 4 voltage transformer measuring inputs
- X102** – Universal Resistance-Temperature Detector (URTD) input, Fiber optics interface, Versatile Link
- X103** – Modbus RTU / IEC 60870-5-103 / DNP3.0 RTU, RS485, Terminals
- X104** – IRIG-B00X, incl. System Contact (Supervision Contact)

# MCDGV4-2A1BBB



## Housing B2, large display, 19" rack mounting

+ Conformal Coating (for installations in harsh environment)

**X1** – DI8-X1: Wide-range power supply unit, incl. 2 non-grouped digital inputs and 6 grouped digital inputs

**X2** – OR6: Assembly Group with 6 Output Relays

**X3** – TIs: Standard phase current measuring card and sensitive ground current measuring (neutral side of the diff. prot.)

**X4** – TI: Standard current measuring card (for the mains side of the differential protection)

**X5** – DI8-OR4: Assembly Group with 8 Digital Inputs and 4 Output Relays

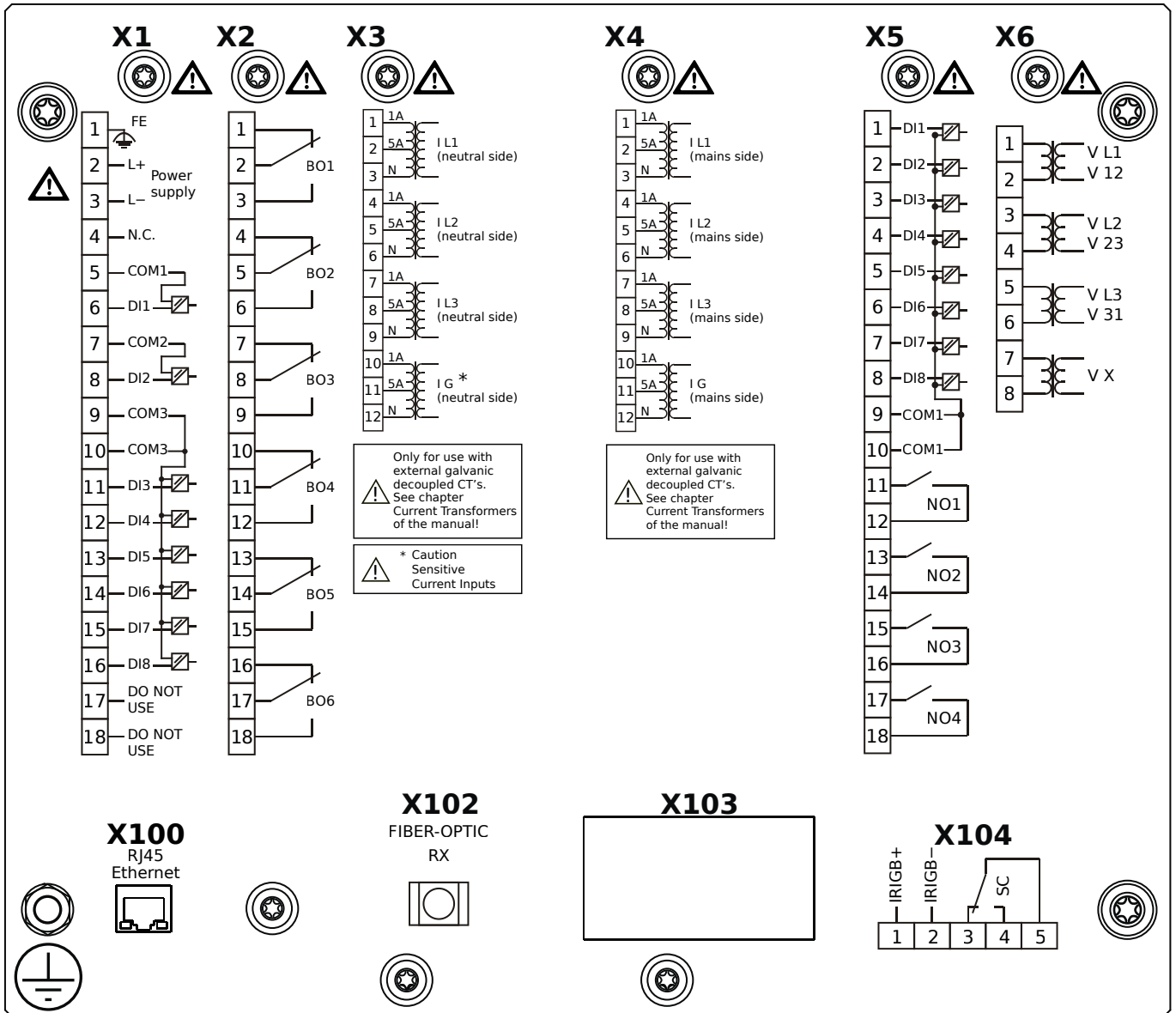
**X6** – TU: Card with 4 voltage transformer measuring inputs

**X102** – Universal Resistance-Temperature Detector (URTD) input, Fiber optics interface, Versatile Link

**X103** – Modbus RTU / IEC 60870-5-103 / DNP3.0 RTU, RS485, Terminals

**X104** – IRIG-B00X, incl. System Contact (Supervision Contact)

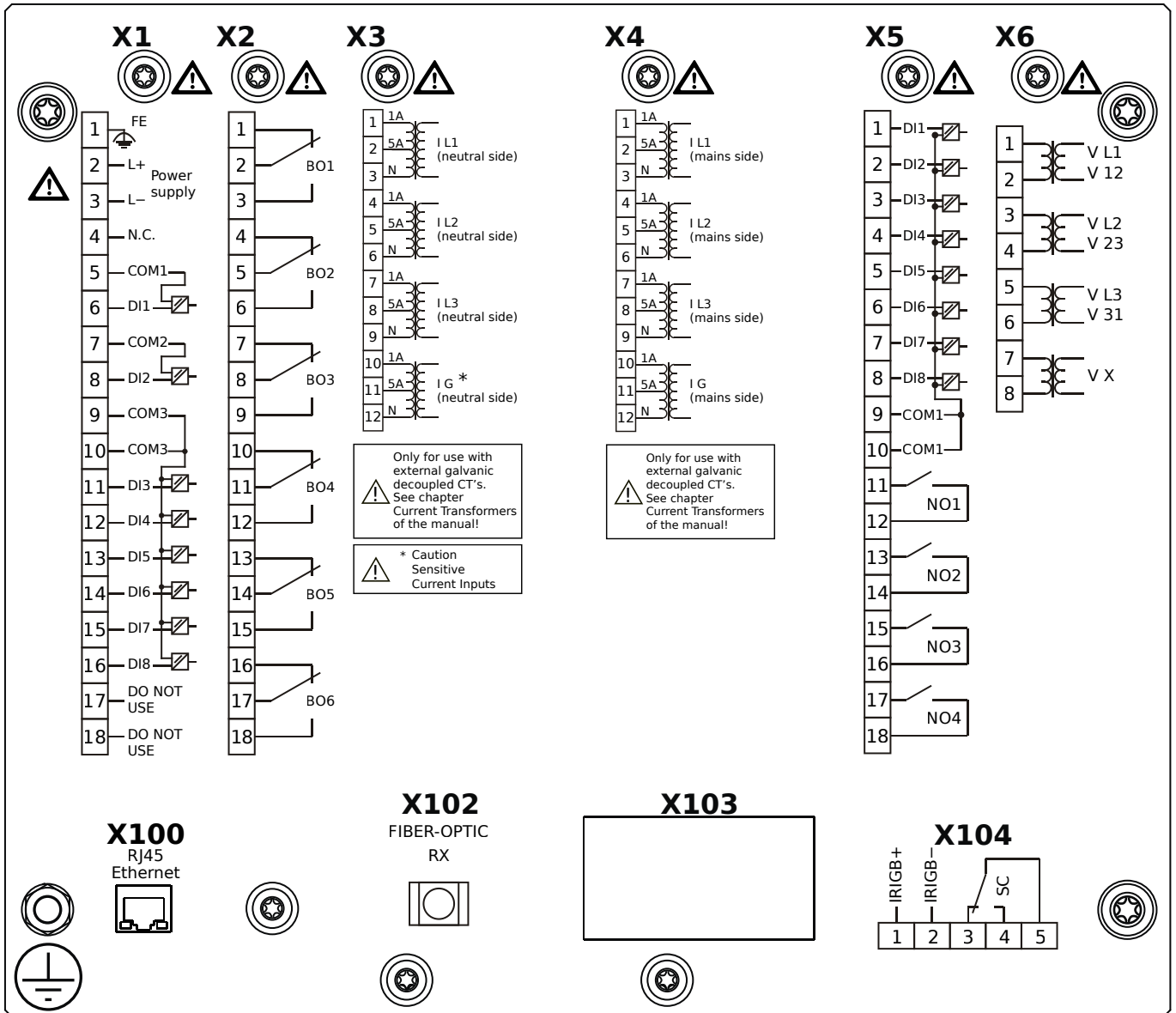
# MCDGV4-2A1BCA



## Housing B2, large display, 19" rack mounting

- X1** – DI8-X1: Wide-range power supply unit, incl. 2 non-grouped digital inputs and 6 grouped digital inputs
- X2** – OR6: Assembly Group with 6 Output Relays
- X3** – TIs: Standard phase current measuring card and sensitive ground current measuring (neutral side of the diff. prot.)
- X4** – TI: Standard current measuring card (for the mains side of the differential protection)
- X5** – DI8-OR4: Assembly Group with 8 Digital Inputs and 4 Output Relays
- X6** – TU: Card with 4 voltage transformer measuring inputs
- X100** – Modbus TCP / DNP3.0 TCP/UDP, Ethernet interface, 100 Mbit/s, RJ45 (BASE100-FX)
- X102** – Universal Resistance-Temperature Detector (URTD) input, Fiber optics interface, Versatile Link
- X104** – IRIG-B00X, incl. System Contact (Supervision Contact)

# MCDGV4-2A1BCB

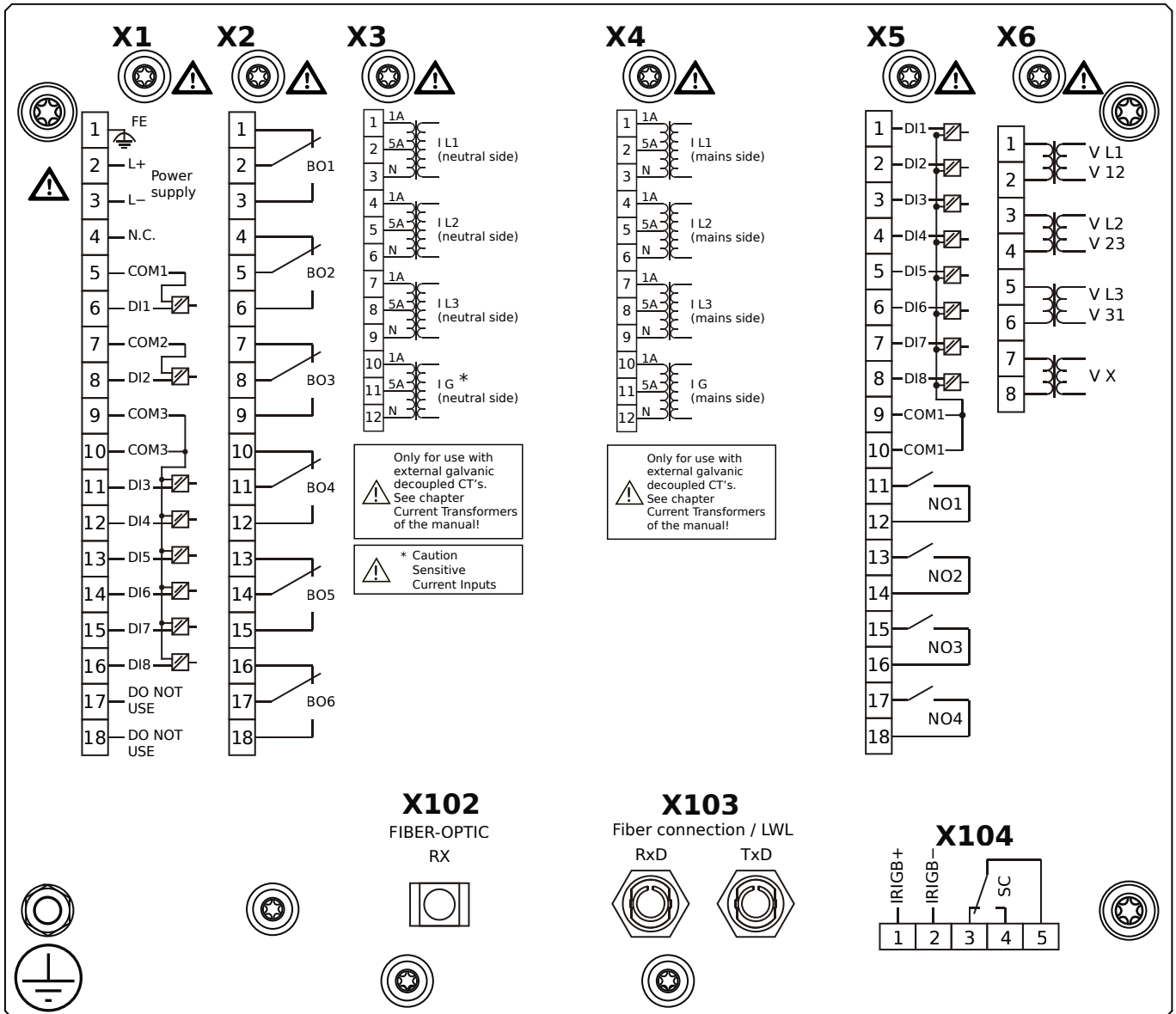


## Housing B2, large display, 19" rack mounting

+ Conformal Coating (for installations in harsh environment)

- X1** – DI8-X1: Wide-range power supply unit, incl. 2 non-grouped digital inputs and 6 grouped digital inputs
- X2** – OR6: Assembly Group with 6 Output Relays
- X3** – TIs: Standard phase current measuring card and sensitive ground current measuring (neutral side of the diff. prot.)
- X4** – TI: Standard current measuring card (for the mains side of the differential protection)
- X5** – DI8-OR4: Assembly Group with 8 Digital Inputs and 4 Output Relays
- X6** – TU: Card with 4 voltage transformer measuring inputs
- X100** – Modbus TCP / DNP3.0 TCP/UDP, Ethernet interface, 100 Mbit/s, RJ45 (BASE100-FX)
- X102** – Universal Resistance-Temperature Detector (URTD) input, Fiber optics interface, Versatile Link
- X104** – IRIG-B00X, incl. System Contact (Supervision Contact)

# MCDGV4-2A1BDA

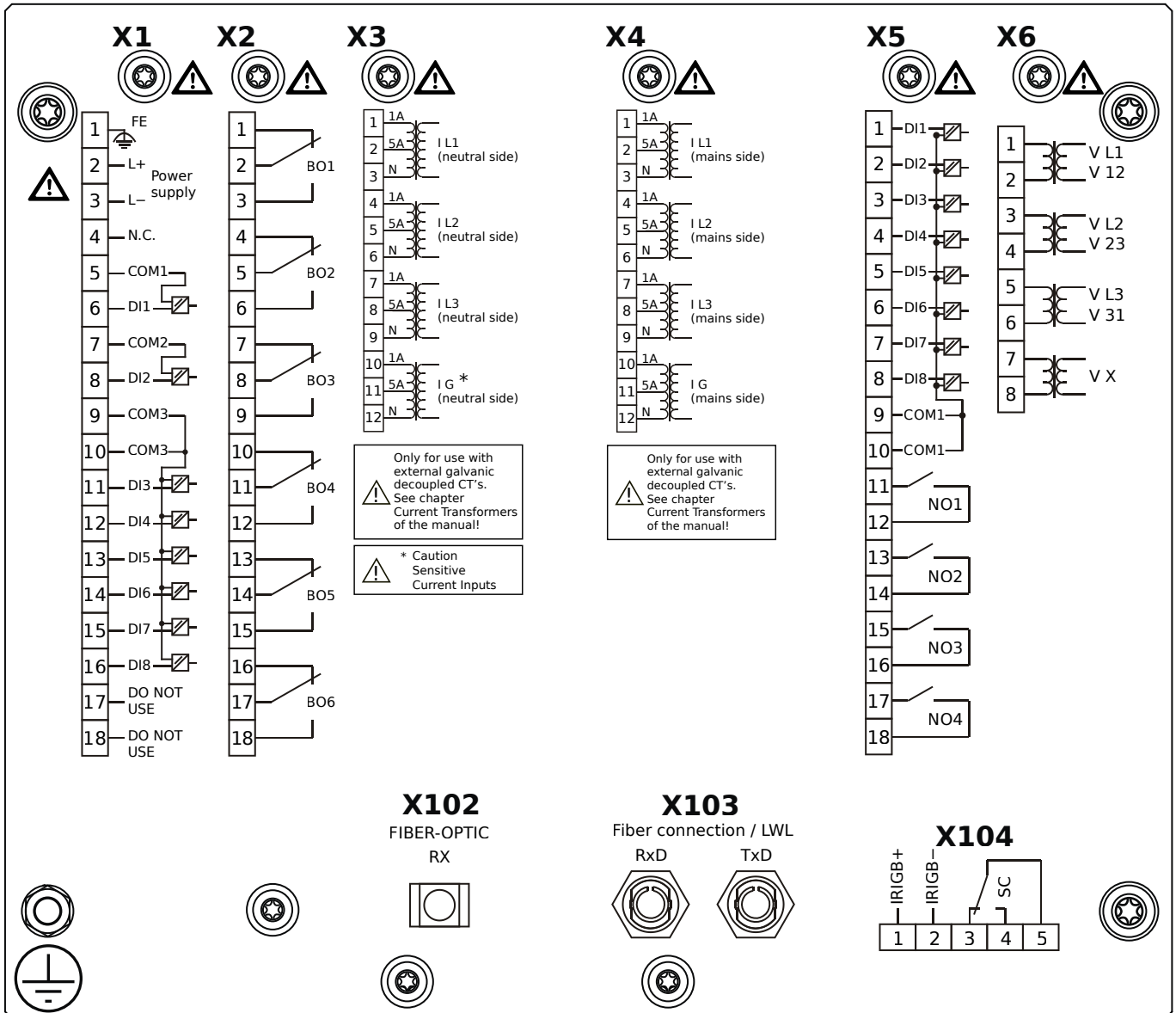


## Housing B2, large display, 19" rack mounting

- X1** – DI8-X1: Wide-range power supply unit, incl. 2 non-grouped digital inputs and 6 grouped digital inputs
- X2** – OR6: Assembly Group with 6 Output Relays
- X3** – TIs: Standard phase current measuring card and sensitive ground current measuring (neutral side of the diff. prot.)
- X4** – TI: Standard current measuring card (for the mains side of the differential protection)
- X5** – DI8-OR4: Assembly Group with 8 Digital Inputs and 4 Output Relays
- X6** – TU: Card with 4 voltage transformer measuring inputs
- X102** – Universal Resistance-Temperature Detector (URTD) input, Fiber optics interface, Versatile Link
- X103** – Profibus-DP, Fiber optics interface, ST Connector
- X104** – IRIG-B00X, incl. System Contact (Supervision Contact)



# MCDGV4-2A1BDB



## Housing B2, large display, 19" rack mounting

+ Conformal Coating (for installations in harsh environment)

**X1** – DI8-X1: Wide-range power supply unit, incl. 2 non-grouped digital inputs and 6 grouped digital inputs

**X2** – OR6: Assembly Group with 6 Output Relays

**X3** – TIs: Standard phase current measuring card and sensitive ground current measuring (neutral side of the diff. prot.)

**X4** – TI: Standard current measuring card (for the mains side of the differential protection)

**X5** – DI8-OR4: Assembly Group with 8 Digital Inputs and 4 Output Relays

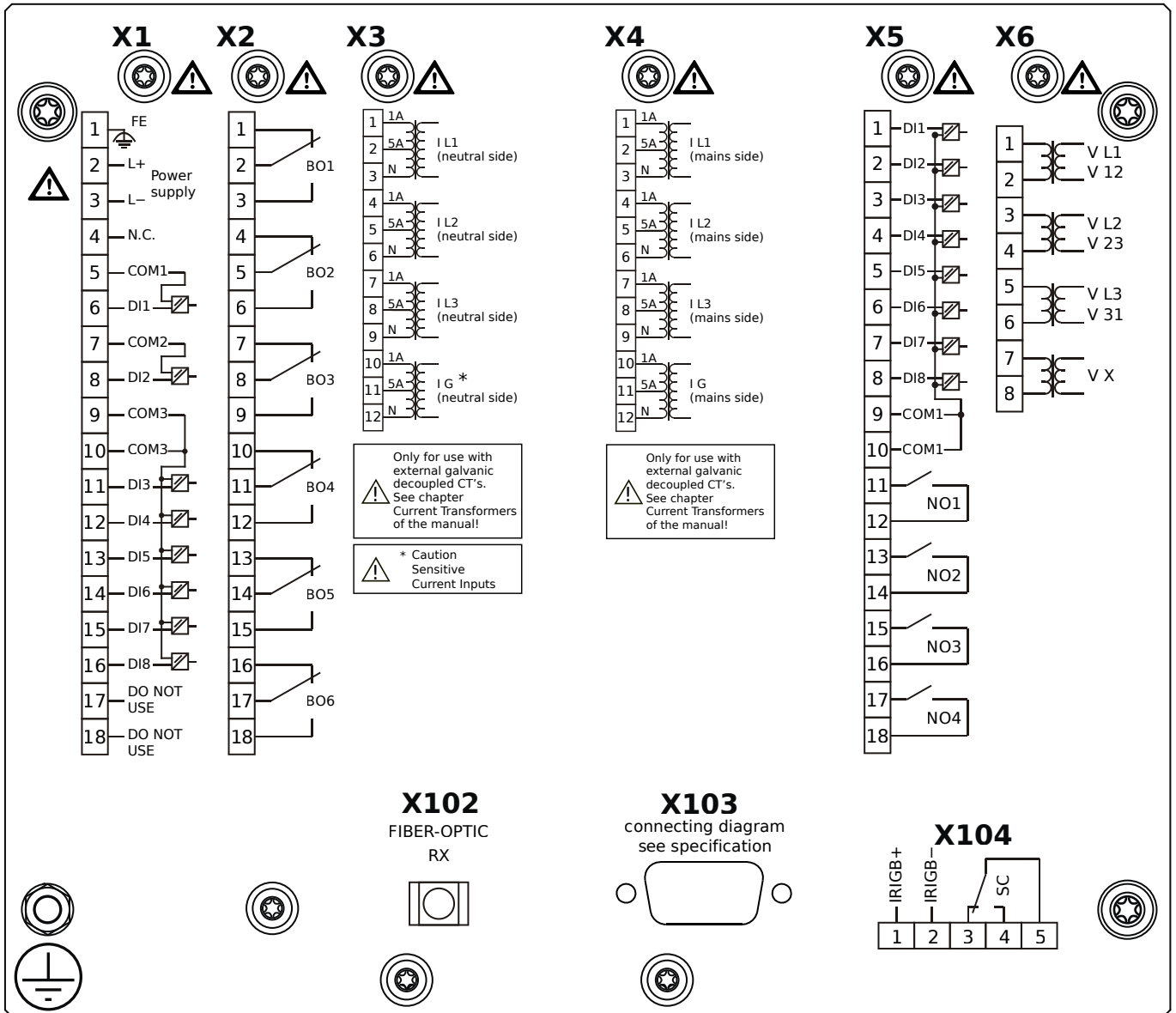
**X6** – TU: Card with 4 voltage transformer measuring inputs

**X102** – Universal Resistance-Temperature Detector (URTD) input, Fiber optics interface, Versatile Link

**X103** – Profibus-DP, Fiber optics interface, ST Connector

**X104** – IRIG-B00X, incl. System Contact (Supervision Contact)

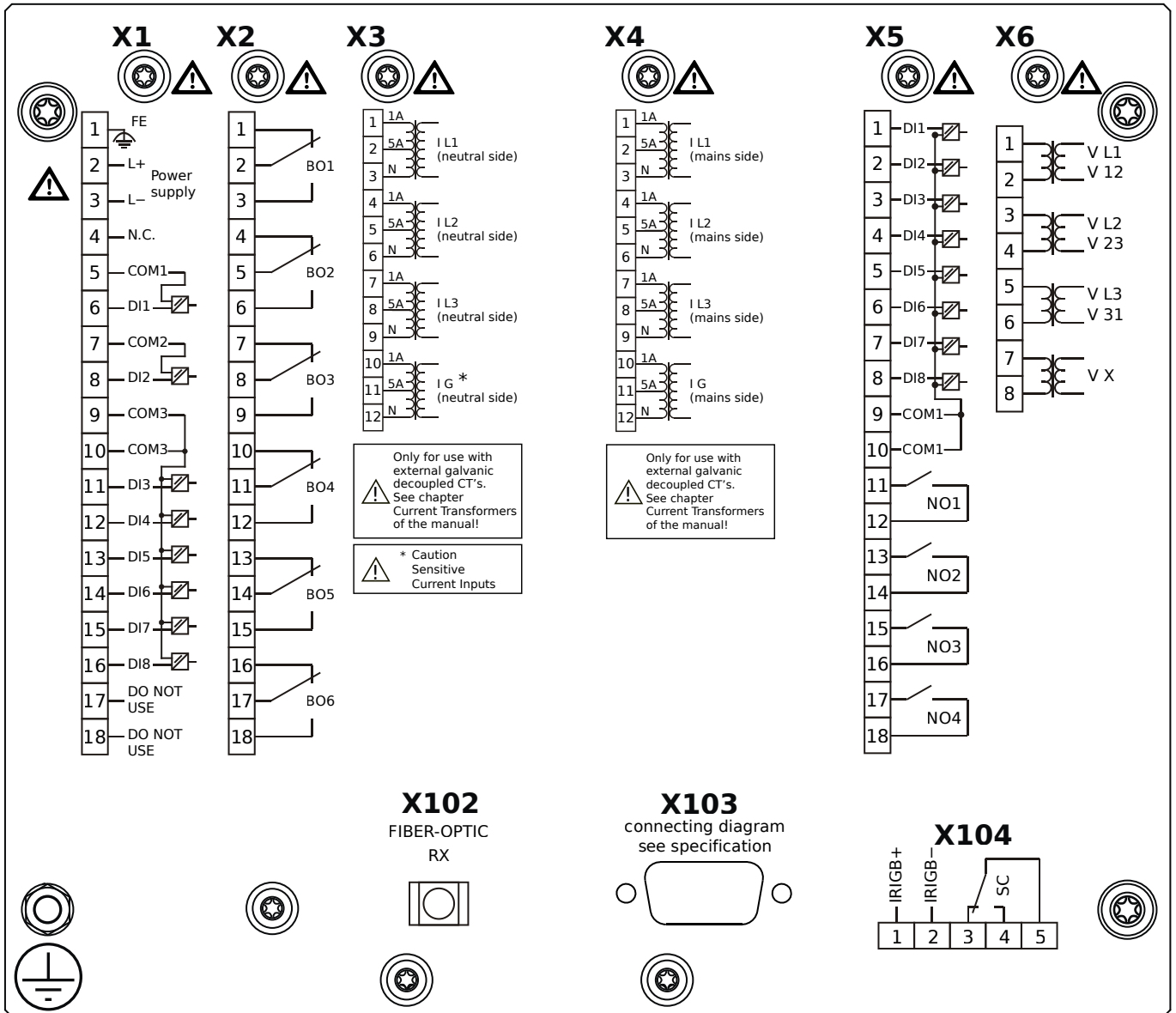
# MCDGV4-2A1BEA



## Housing B2, large display, 19" rack mounting

- X1** – DI8-X1: Wide-range power supply unit, incl. 2 non-grouped digital inputs and 6 grouped digital inputs
- X2** – OR6: Assembly Group with 6 Output Relays
- X3** – TIs: Standard phase current measuring card and sensitive ground current measuring (neutral side of the diff. prot.)
- X4** – TI: Standard current measuring card (for the mains side of the differential protection)
- X5** – DI8-OR4: Assembly Group with 8 Digital Inputs and 4 Output Relays
- X6** – TU: Card with 4 voltage transformer measuring inputs
- X102** – Universal Resistance-Temperature Detector (URTD) input, Fiber optics interface, Versatile Link
- X103** – Profibus-DP, RS485, D-SUB
- X104** – IRIG-B00X, incl. System Contact (Supervision Contact)

# MCDGV4-2A1BEB



## Housing B2, large display, 19" rack mounting

+ Conformal Coating (for installations in harsh environment)

**X1** – DI8-X1: Wide-range power supply unit, incl. 2 non-grouped digital inputs and 6 grouped digital inputs

**X2** – OR6: Assembly Group with 6 Output Relays

**X3** – TIs: Standard phase current measuring card and sensitive ground current measuring (neutral side of the diff. prot.)

**X4** – TI: Standard current measuring card (for the mains side of the differential protection)

**X5** – DI8-OR4: Assembly Group with 8 Digital Inputs and 4 Output Relays

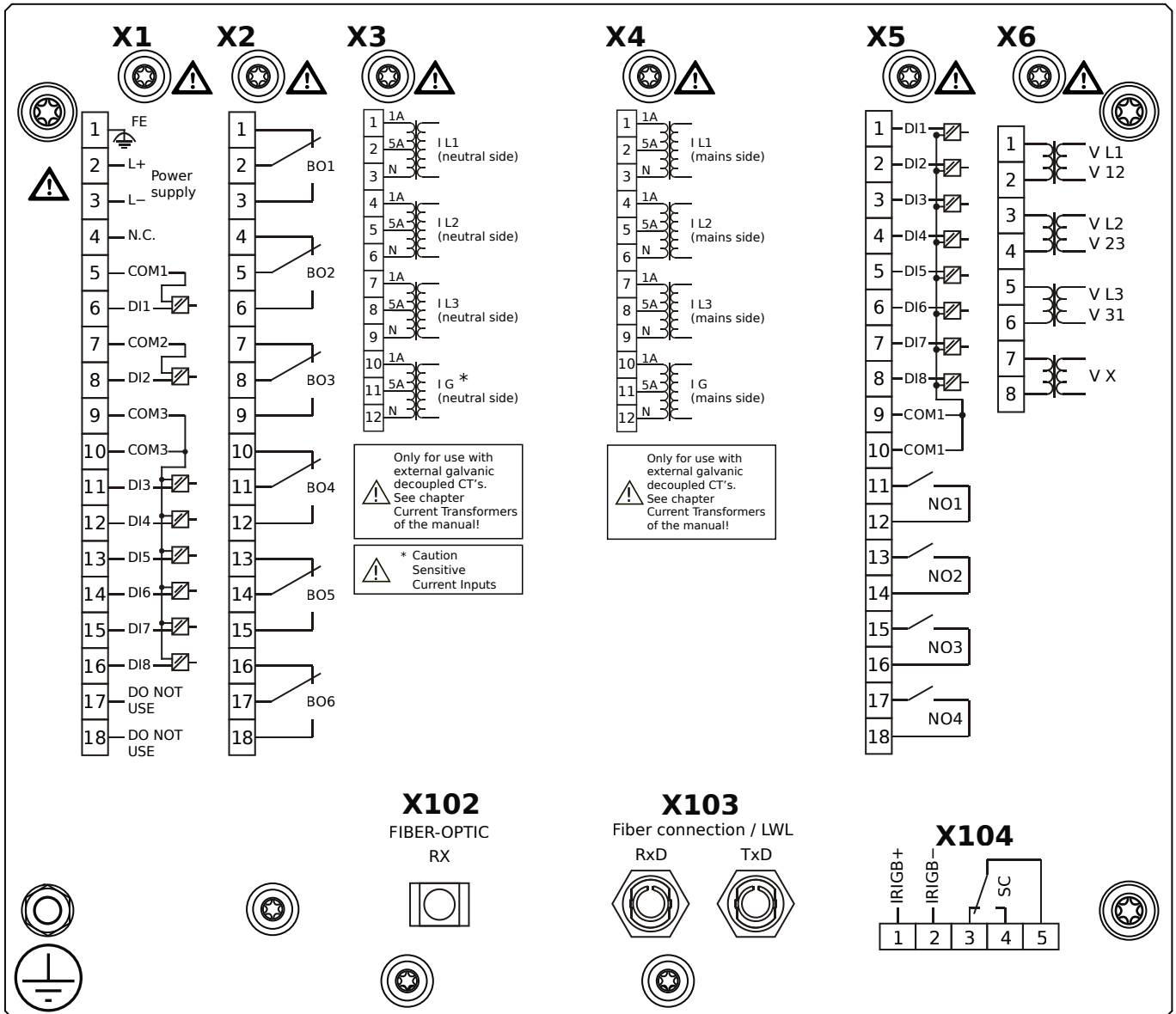
**X6** – TU: Card with 4 voltage transformer measuring inputs

**X102** – Universal Resistance-Temperature Detector (URTD) input, Fiber optics interface, Versatile Link

**X103** – Profibus-DP, RS485, D-SUB

**X104** – IRIG-B00X, incl. System Contact (Supervision Contact)

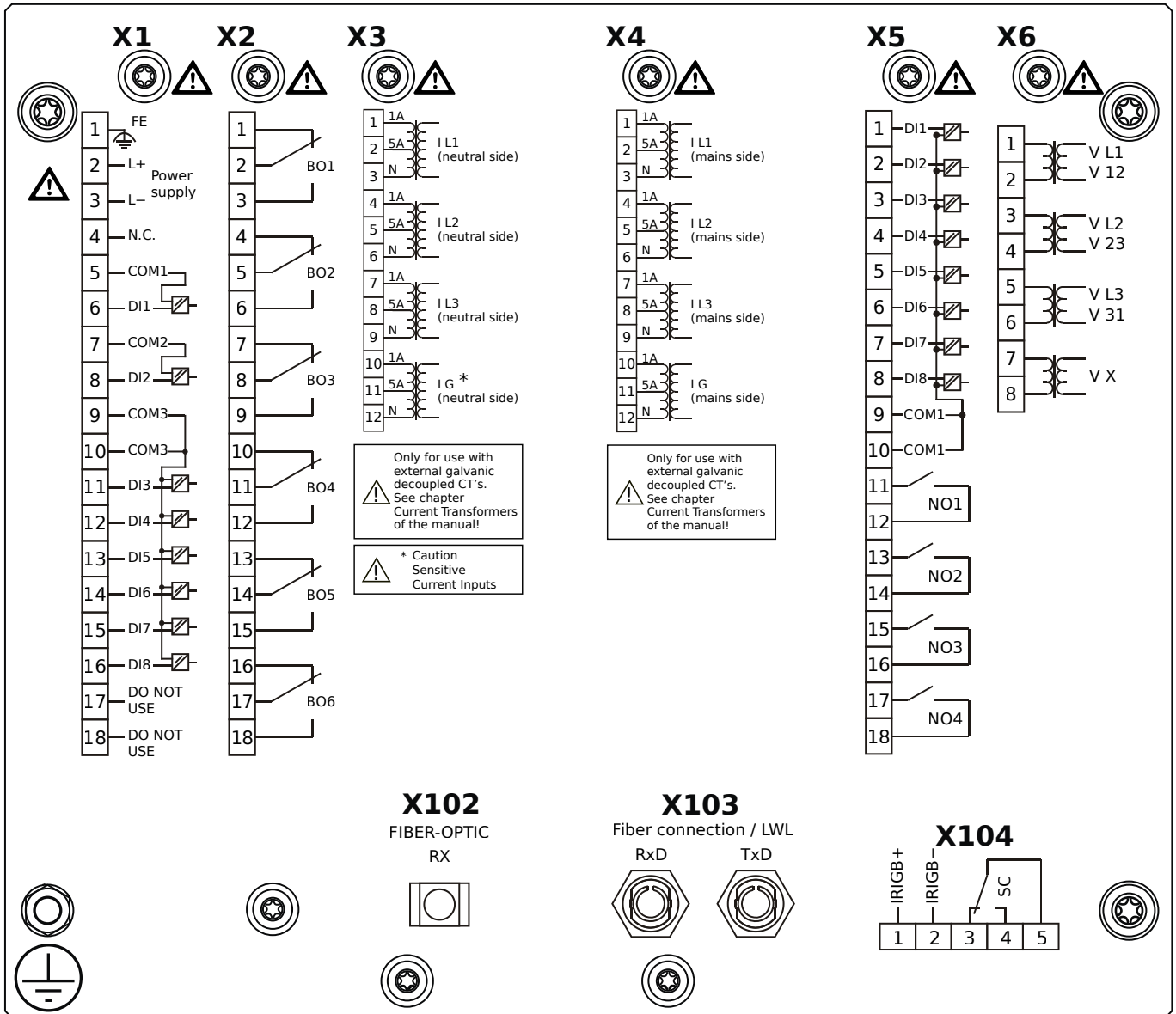
# MCDGV4-2A1BFA



## Housing B2, large display, 19" rack mounting

- X1** – DI8-X1: Wide-range power supply unit, incl. 2 non-grouped digital inputs and 6 grouped digital inputs
- X2** – OR6: Assembly Group with 6 Output Relays
- X3** – TIs: Standard phase current measuring card and sensitive ground current measuring (neutral side of the diff. prot.)
- X4** – TI: Standard current measuring card (for the mains side of the differential protection)
- X5** – DI8-OR4: Assembly Group with 8 Digital Inputs and 4 Output Relays
- X6** – TU: Card with 4 voltage transformer measuring inputs
- X102** – Universal Resistance-Temperature Detector (URTD) input, Fiber optics interface, Versatile Link
- X103** – Modbus RTU / IEC 60870-5-103 / DNP3.0 RTU, Fiber optics interface, ST Connector
- X104** – IRIG-B00X, incl. System Contact (Supervision Contact)

# MCDGV4-2A1BFB



## Housing B2, large display, 19" rack mounting

+ Conformal Coating (for installations in harsh environment)

**X1** – DI8-X1: Wide-range power supply unit, incl. 2 non-grouped digital inputs and 6 grouped digital inputs

**X2** – OR6: Assembly Group with 6 Output Relays

**X3** – TIs: Standard phase current measuring card and sensitive ground current measuring (neutral side of the diff. prot.)

**X4** – TI: Standard current measuring card (for the mains side of the differential protection)

**X5** – DI8-OR4: Assembly Group with 8 Digital Inputs and 4 Output Relays

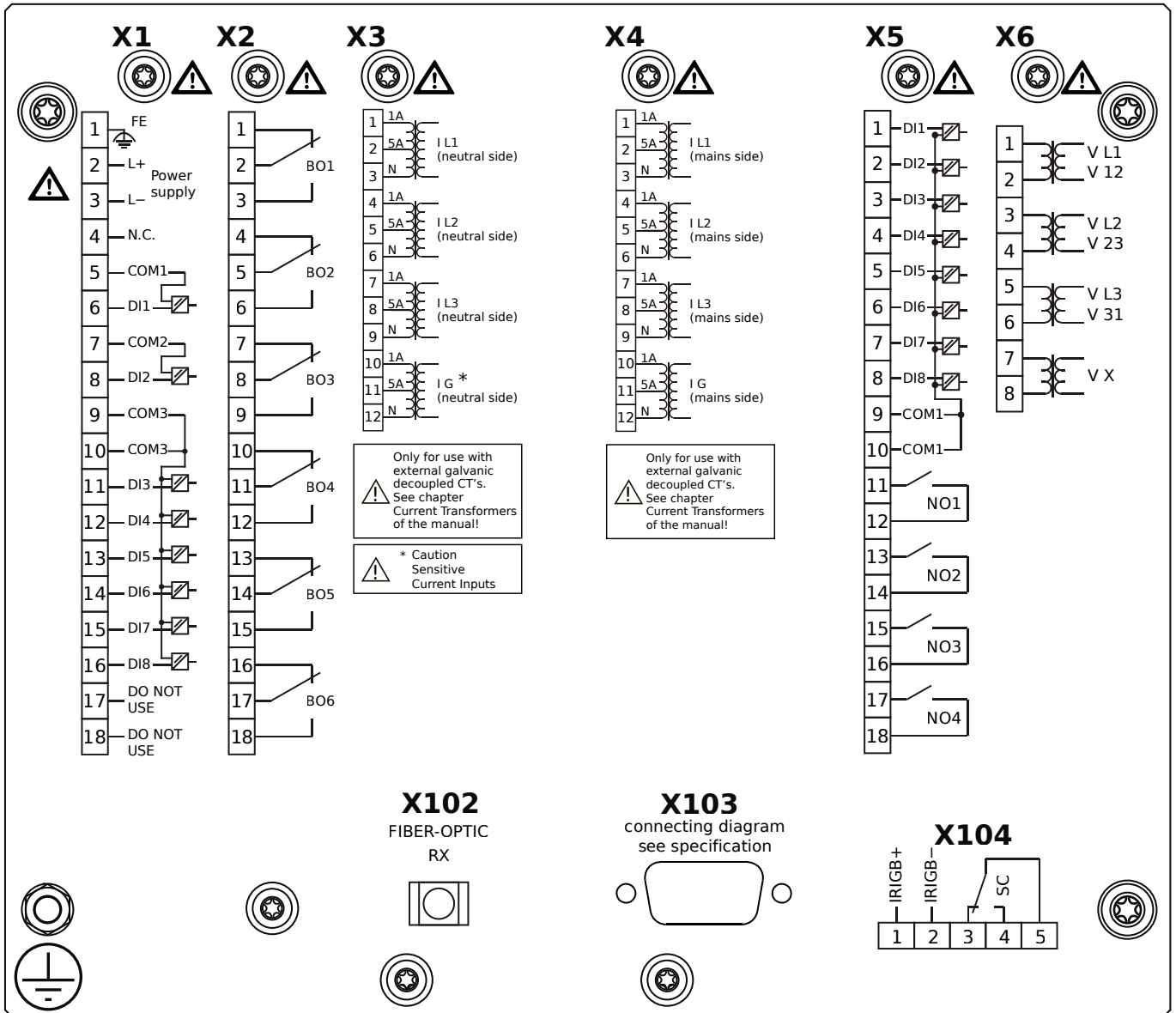
**X6** – TU: Card with 4 voltage transformer measuring inputs

**X102** – Universal Resistance-Temperature Detector (URTD) input, Fiber optics interface, Versatile Link

**X103** – Modbus RTU / IEC 60870-5-103 / DNP3.0 RTU, Fiber optics interface, ST Connector

**X104** – IRIG-B00X, incl. System Contact (Supervision Contact)

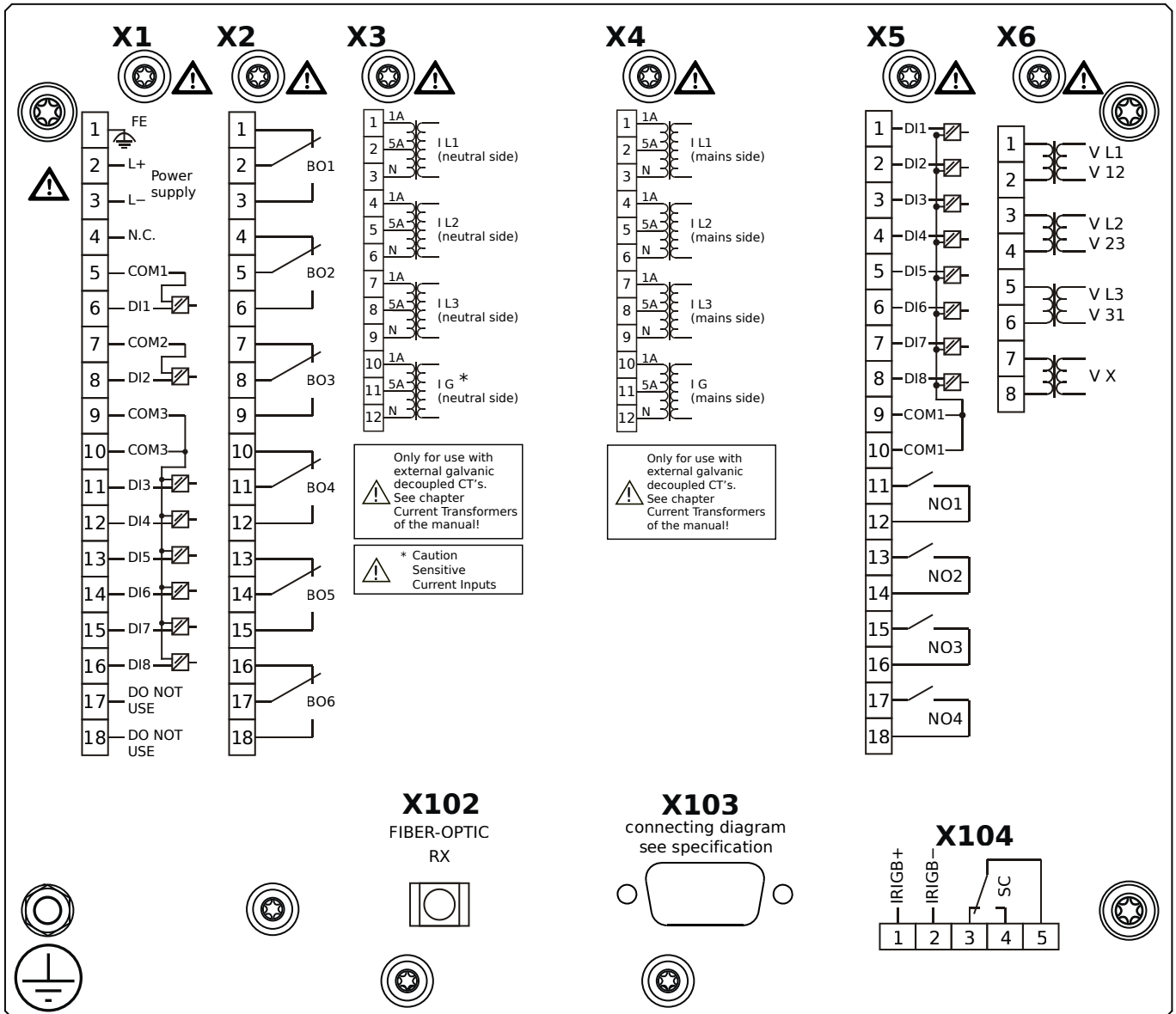
# MCDGV4-2A1BGA



## Housing B2, large display, 19" rack mounting

- X1** – DI8-X1: Wide-range power supply unit, incl. 2 non-grouped digital inputs and 6 grouped digital inputs
- X2** – OR6: Assembly Group with 6 Output Relays
- X3** – TIs: Standard phase current measuring card and sensitive ground current measuring (neutral side of the diff. prot.)
- X4** – TI: Standard current measuring card (for the mains side of the differential protection)
- X5** – DI8-OR4: Assembly Group with 8 Digital Inputs and 4 Output Relays
- X6** – TU: Card with 4 voltage transformer measuring inputs
- X102** – Universal Resistance-Temperature Detector (URTD) input, Fiber optics interface, Versatile Link
- X103** – Modbus RTU / IEC 60870-5-103 / DNP3.0 RTU, RS485, D-SUB
- X104** – IRIG-B00X, incl. System Contact (Supervision Contact)

# MCDGV4-2A1BGB



## Housing B2, large display, 19" rack mounting

+ Conformal Coating (for installations in harsh environment)

**X1** – DI8-X1: Wide-range power supply unit, incl. 2 non-grouped digital inputs and 6 grouped digital inputs

**X2** – OR6: Assembly Group with 6 Output Relays

**X3** – TIs: Standard phase current measuring card and sensitive ground current measuring (neutral side of the diff. prot.)

**X4** – TI: Standard current measuring card (for the mains side of the differential protection)

**X5** – DI8-OR4: Assembly Group with 8 Digital Inputs and 4 Output Relays

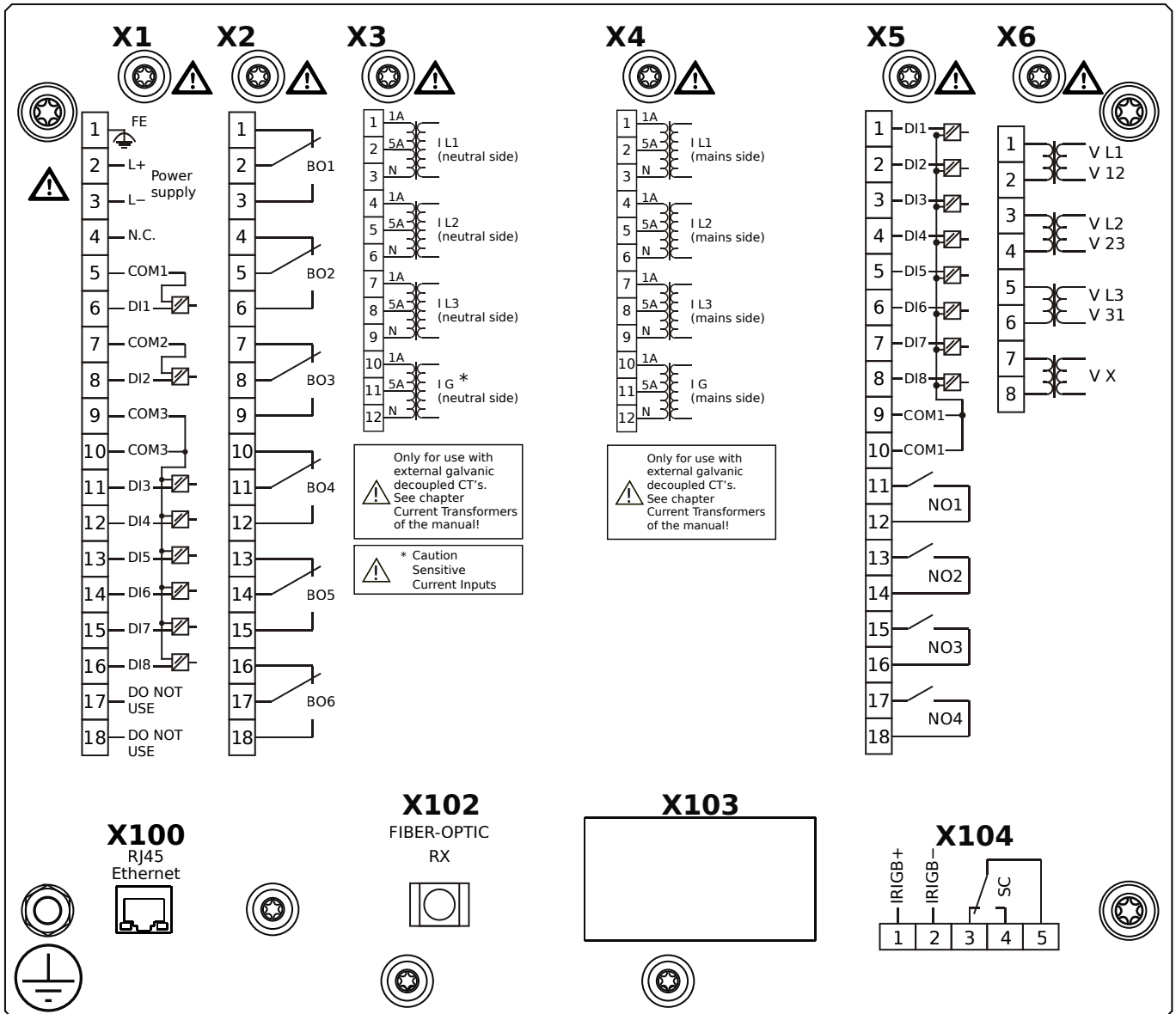
**X6** – TU: Card with 4 voltage transformer measuring inputs

**X102** – Universal Resistance-Temperature Detector (URTD) input, Fiber optics interface, Versatile Link

**X103** – Modbus RTU / IEC 60870-5-103 / DNP3.0 RTU, RS485, D-SUB

**X104** – IRIG-B00X, incl. System Contact (Supervision Contact)

# MCDGV4-2A1BHA

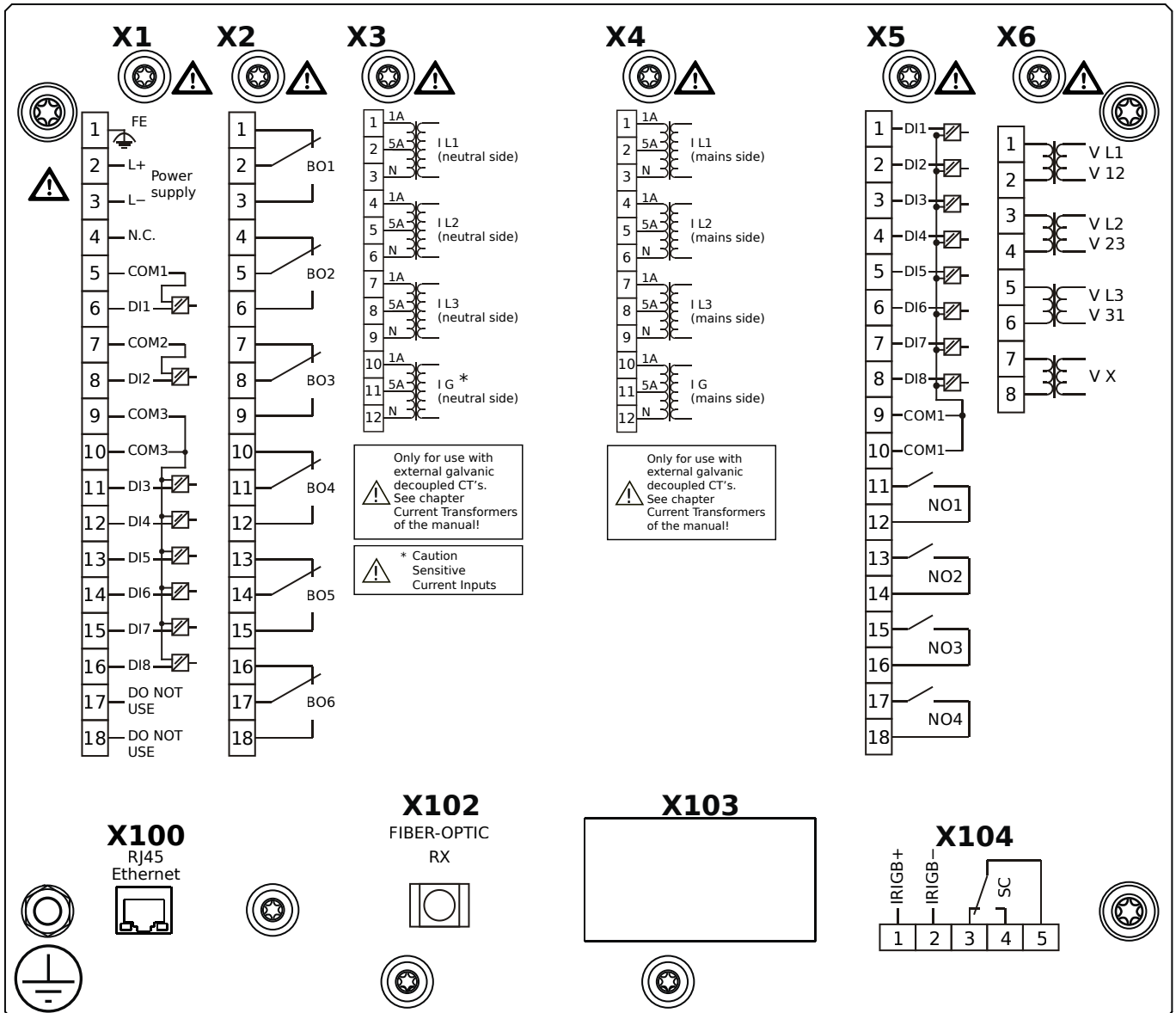


## Housing B2, large display, 19" rack mounting

- X1** – DI8-X1: Wide-range power supply unit, incl. 2 non-grouped digital inputs and 6 grouped digital inputs
- X2** – OR6: Assembly Group with 6 Output Relays
- X3** – TIs: Standard phase current measuring card and sensitive ground current measuring (neutral side of the diff. prot.)
- X4** – TI: Standard current measuring card (for the mains side of the differential protection)
- X5** – DI8-OR4: Assembly Group with 8 Digital Inputs and 4 Output Relays
- X6** – TU: Card with 4 voltage transformer measuring inputs
- X100** – IEC 61850 / Modbus TCP / DNP3.0 TCP/UDP, Ethernet interface, 100 Mbit/s, RJ45 (BASE100-FX)
- X102** – Universal Resistance-Temperature Detector (URTD) input, Fiber optics interface, Versatile Link
- X104** – IRIG-B00X, incl. System Contact (Supervision Contact)



# MCDGV4-2A1BHB

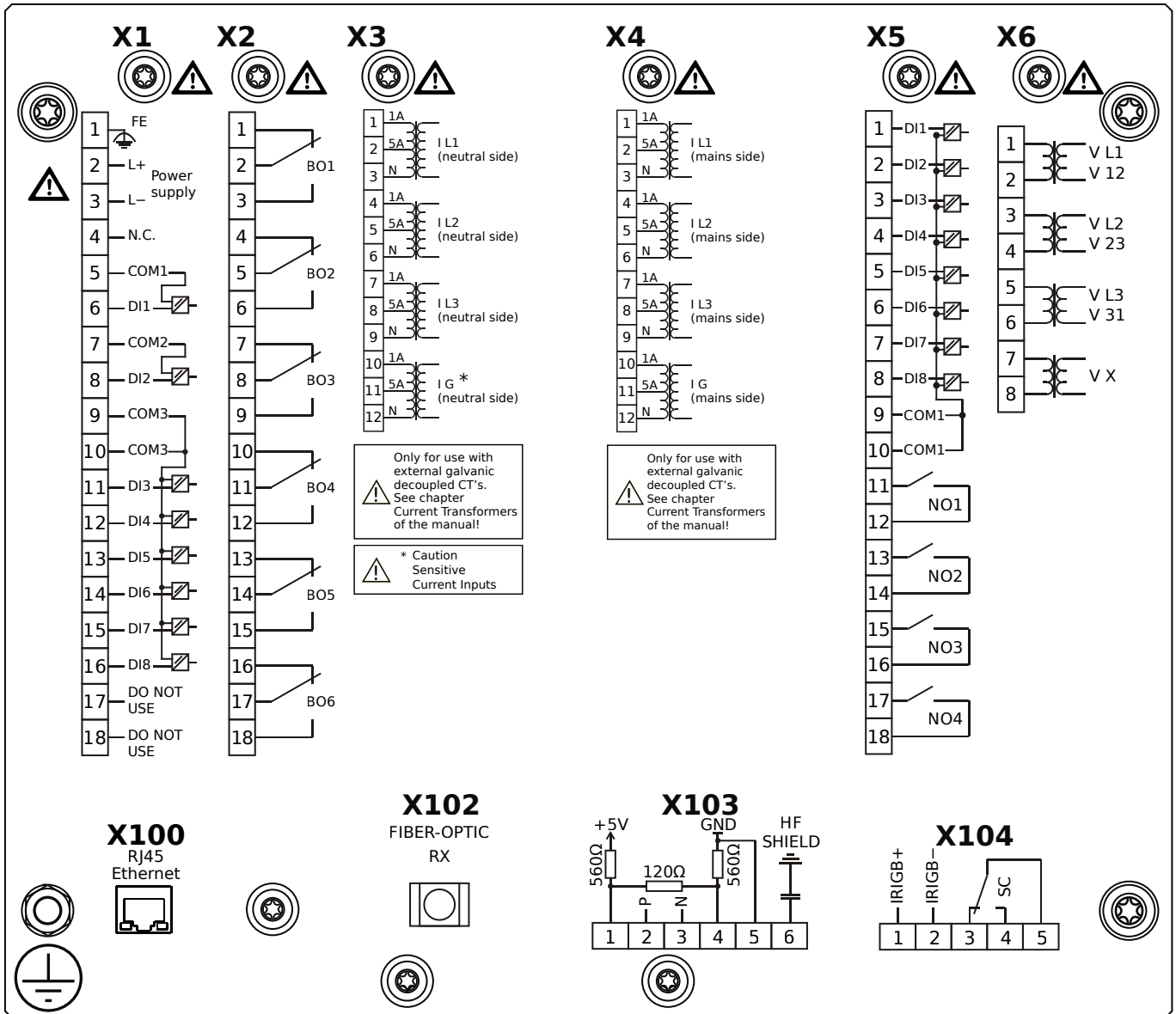


## Housing B2, large display, 19" rack mounting

+ Conformal Coating (for installations in harsh environment)

- X1** – DI8-X1: Wide-range power supply unit, incl. 2 non-grouped digital inputs and 6 grouped digital inputs
- X2** – OR6: Assembly Group with 6 Output Relays
- X3** – TIs: Standard phase current measuring card and sensitive ground current measuring (neutral side of the diff. prot.)
- X4** – TI: Standard current measuring card (for the mains side of the differential protection)
- X5** – DI8-OR4: Assembly Group with 8 Digital Inputs and 4 Output Relays
- X6** – TU: Card with 4 voltage transformer measuring inputs
- X100** – IEC 61850 / Modbus TCP / DNP3.0 TCP/UDP, Ethernet interface, 100 Mbit/s, RJ45 (BASE100-FX)
- X102** – Universal Resistance-Temperature Detector (URTD) input, Fiber optics interface, Versatile Link
- X104** – IRIG-B00X, incl. System Contact (Supervision Contact)

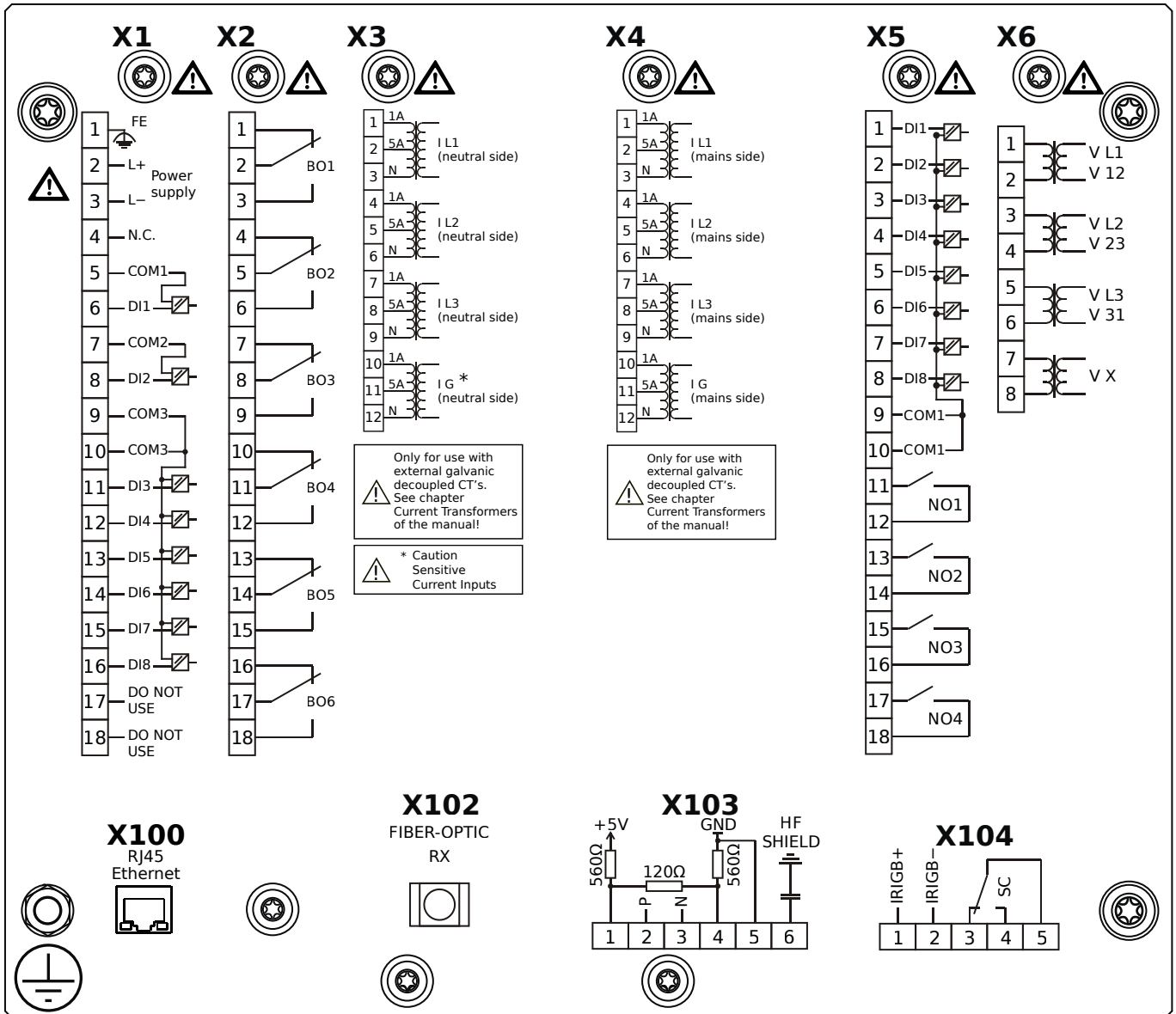
# MCDGV4-2A1BIA



## Housing B2, large display, 19" rack mounting

- X1** – DI8-X1: Wide-range power supply unit, incl. 2 non-grouped digital inputs and 6 grouped digital inputs
- X2** – OR6: Assembly Group with 6 Output Relays
- X3** – TIs: Standard phase current measuring card and sensitive ground current measuring (neutral side of the diff. prot.)
- X4** – TI: Standard current measuring card (for the mains side of the differential protection)
- X5** – DI8-OR4: Assembly Group with 8 Digital Inputs and 4 Output Relays
- X6** – TU: Card with 4 voltage transformer measuring inputs
- X100** – Modbus TCP / DNP3.0 TCP/UDP, Ethernet interface, 100 Mbit/s, RJ45 (BASE100-FX)
- X102** – Universal Resistance-Temperature Detector (URTD) input, Fiber optics interface, Versatile Link
- X103** – IEC 60870-5-103 / Modbus RTU / DNP3.0 RTU, RS485, Terminals
- X104** – IRIG-B00X, incl. System Contact (Supervision Contact)

# MCDGV4-2A1BIB

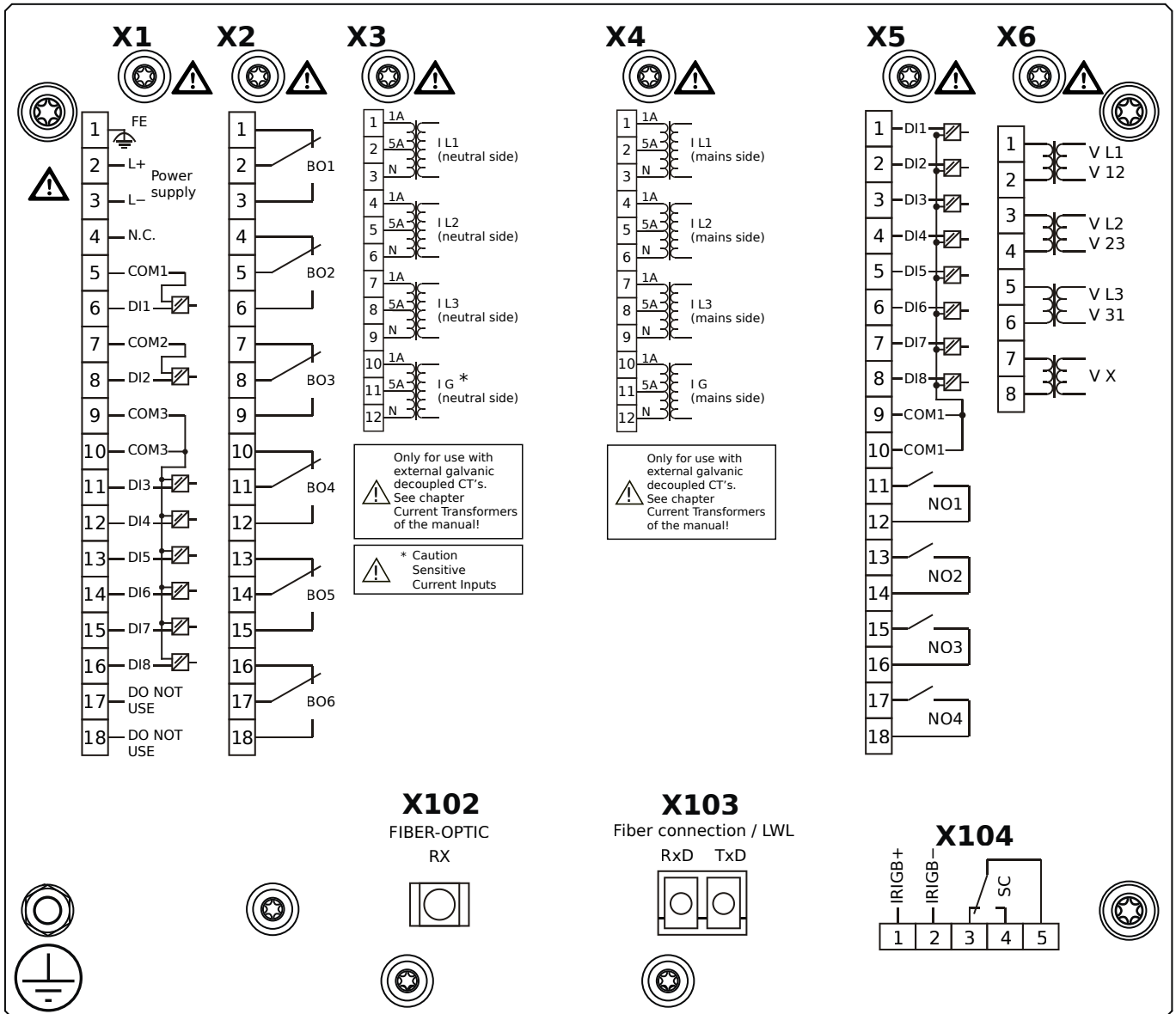


## Housing B2, large display, 19" rack mounting

+ Conformal Coating (for installations in harsh environment)

- X1** – DI8-X1: Wide-range power supply unit, incl. 2 non-grouped digital inputs and 6 grouped digital inputs
- X2** – OR6: Assembly Group with 6 Output Relays
- X3** – TIs: Standard phase current measuring card and sensitive ground current measuring (neutral side of the diff. prot.)
- X4** – TI: Standard current measuring card (for the mains side of the differential protection)
- X5** – DI8-OR4: Assembly Group with 8 Digital Inputs and 4 Output Relays
- X6** – TU: Card with 4 voltage transformer measuring inputs
- X100** – Modbus TCP / DNP3.0 TCP/UDP, Ethernet interface, 100 Mbit/s, RJ45 (BASE100-FX)
- X102** – Universal Resistance-Temperature Detector (URTD) input, Fiber optics interface, Versatile Link
- X103** – IEC 60870-5-103 / Modbus RTU / DNP3.0 RTU, RS485, Terminals
- X104** – I/RGB-B00X, incl. System Contact (Supervision Contact)

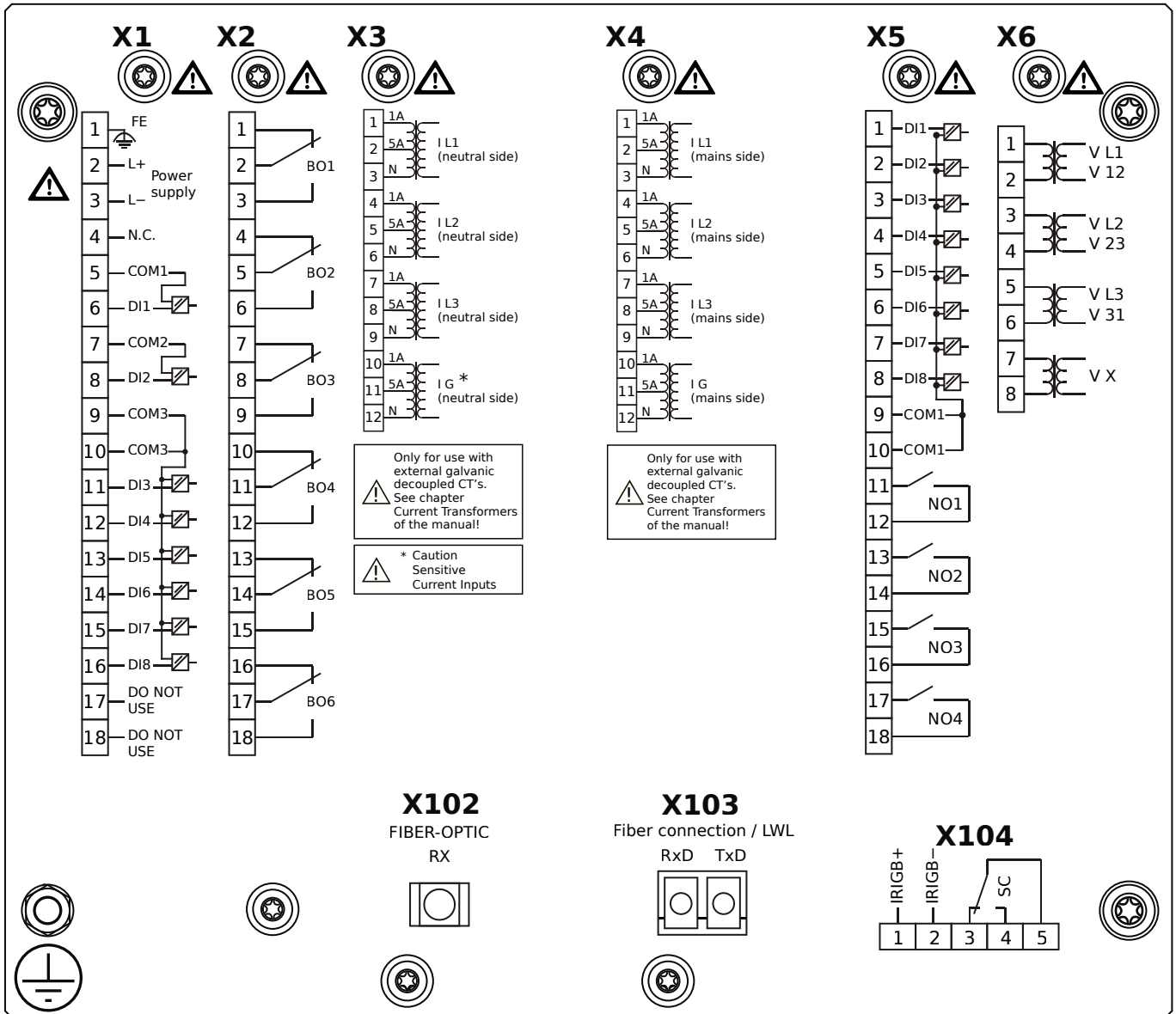
# MCDGV4-2A1BKA



## Housing B2, large display, 19" rack mounting

- X1** – DI8-X1: Wide-range power supply unit, incl. 2 non-grouped digital inputs and 6 grouped digital inputs
- X2** – OR6: Assembly Group with 6 Output Relays
- X3** – TIs: Standard phase current measuring card and sensitive ground current measuring (neutral side of the diff. prot.)
- X4** – TI: Standard current measuring card (for the mains side of the differential protection)
- X5** – DI8-OR4: Assembly Group with 8 Digital Inputs and 4 Output Relays
- X6** – TU: Card with 4 voltage transformer measuring inputs
- X102** – Universal Resistance-Temperature Detector (URTD) input, Fiber optics interface, Versatile Link
- X103** – IEC 61850 / Modbus TCP / DNP3.0 TCP/UDP, Fiber optics interface, LC Connector
- X104** – IRIG-B00X, incl. System Contact (Supervision Contact)

# MCDGV4-2A1BKB



## Housing B2, large display, 19" rack mounting

+ Conformal Coating (for installations in harsh environment)

**X1** – DI8-X1: Wide-range power supply unit, incl. 2 non-grouped digital inputs and 6 grouped digital inputs

**X2** – OR6: Assembly Group with 6 Output Relays

**X3** – TIs: Standard phase current measuring card and sensitive ground current measuring (neutral side of the diff. prot.)

**X4** – TI: Standard current measuring card (for the mains side of the differential protection)

**X5** – DI8-OR4: Assembly Group with 8 Digital Inputs and 4 Output Relays

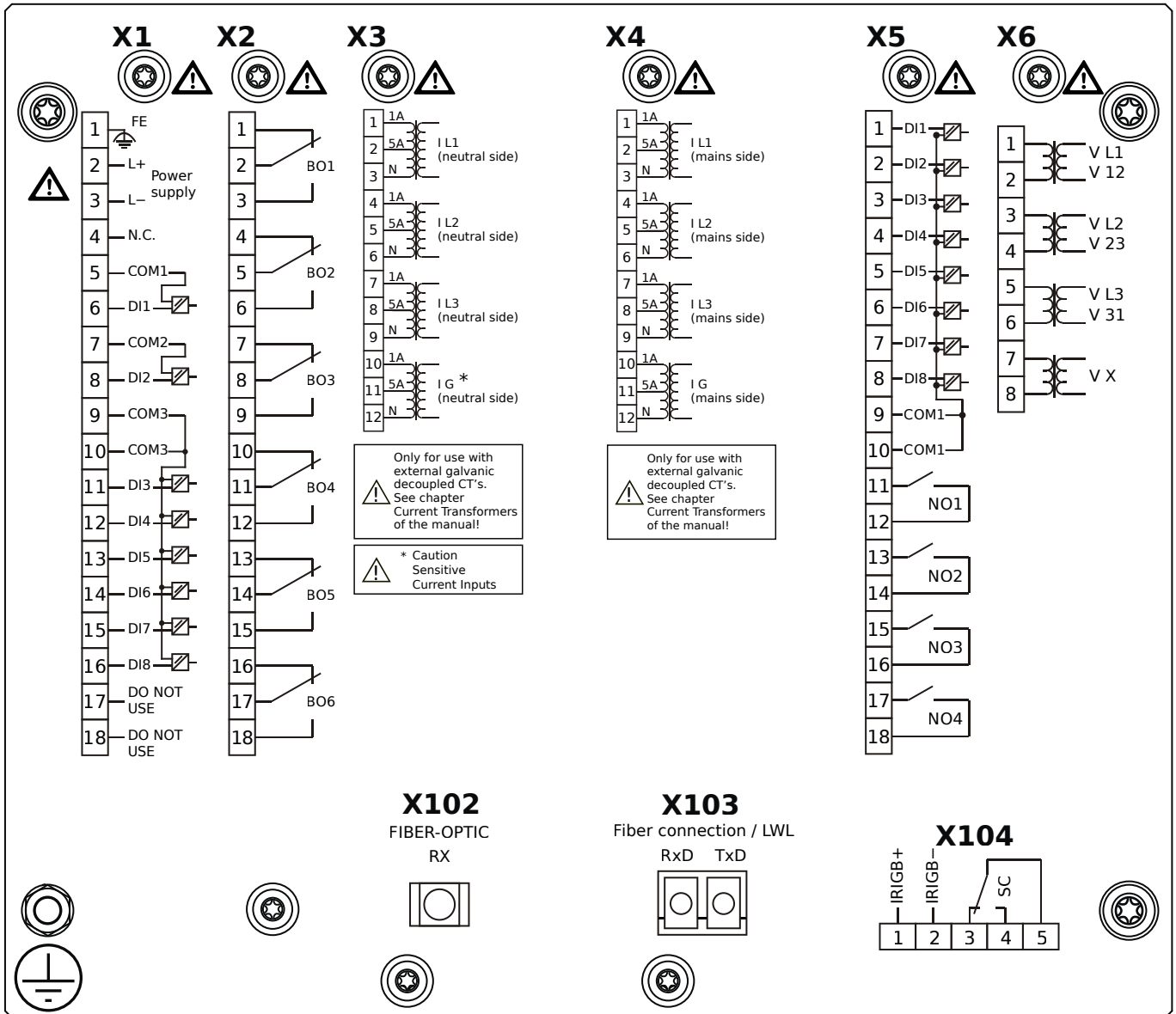
**X6** – TU: Card with 4 voltage transformer measuring inputs

**X102** – Universal Resistance-Temperature Detector (URTD) input, Fiber optics interface, Versatile Link

**X103** – IEC 61850 / Modbus TCP / DNP3.0 TCP/UDP, Fiber optics interface, LC Connector

**X104** – IRIG-B00X, incl. System Contact (Supervision Contact)

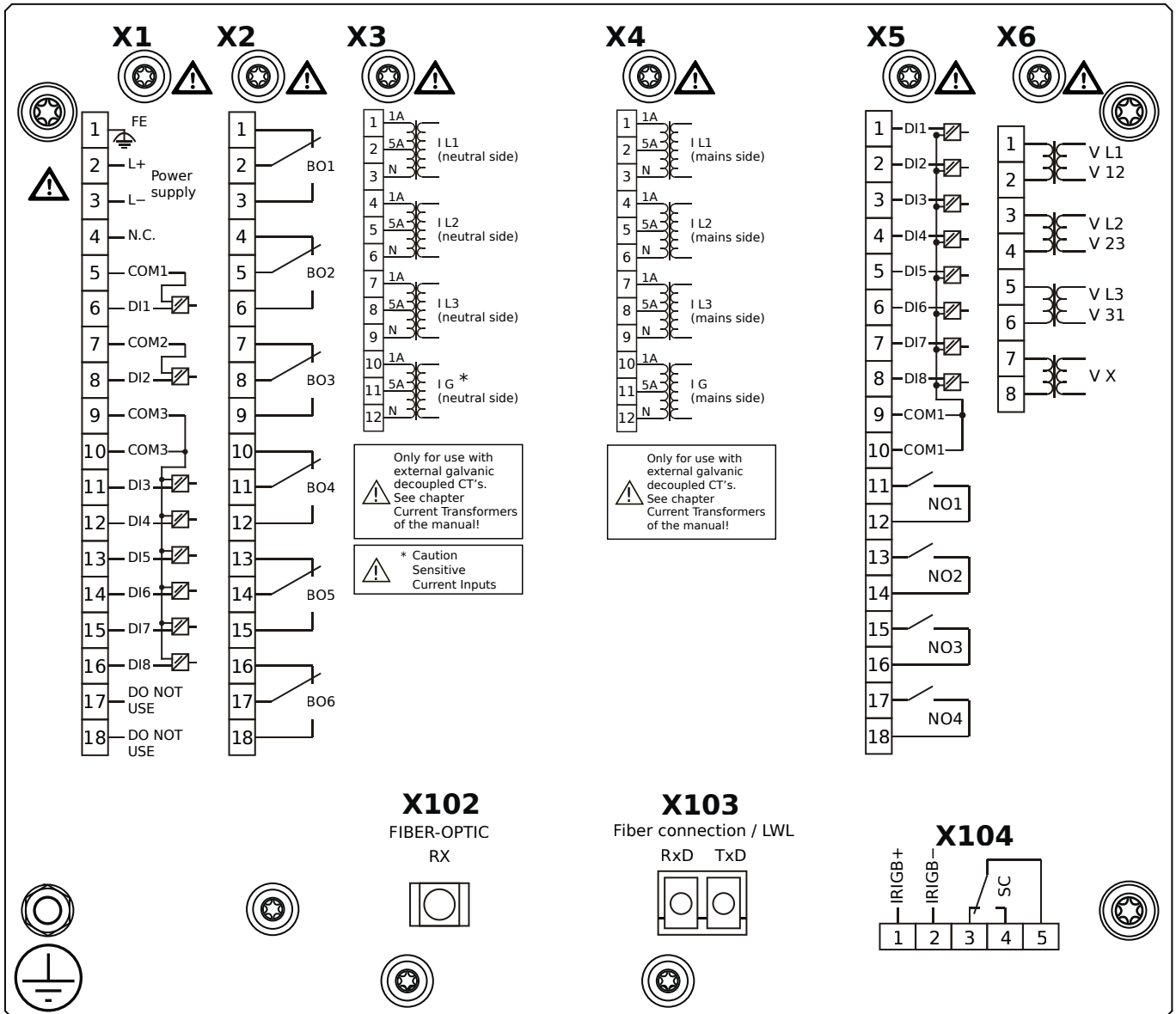
# MCDGV4-2A1BLA



## Housing B2, large display, 19" rack mounting

- X1** – DI8-X1: Wide-range power supply unit, incl. 2 non-grouped digital inputs and 6 grouped digital inputs
- X2** – OR6: Assembly Group with 6 Output Relays
- X3** – TIs: Standard phase current measuring card and sensitive ground current measuring (neutral side of the diff. prot.)
- X4** – TI: Standard current measuring card (for the mains side of the differential protection)
- X5** – DI8-OR4: Assembly Group with 8 Digital Inputs and 4 Output Relays
- X6** – TU: Card with 4 voltage transformer measuring inputs
- X102** – Universal Resistance-Temperature Detector (URTD) input, Fiber optics interface, Versatile Link
- X103** – Modbus TCP / DNP3.0 TCP/UDP, Fiber optics interface, LC Connector
- X104** – IRIG-B00X, incl. System Contact (Supervision Contact)

# MCDGV4-2A1BLB



## Housing B2, large display, 19" rack mounting

+ Conformal Coating (for installations in harsh environment)

**X1** – DI8-X1: Wide-range power supply unit, incl. 2 non-grouped digital inputs and 6 grouped digital inputs

**X2** – OR6: Assembly Group with 6 Output Relays

**X3** – TIs: Standard phase current measuring card and sensitive ground current measuring (neutral side of the diff. prot.)

**X4** – TI: Standard current measuring card (for the mains side of the differential protection)

**X5** – DI8-OR4: Assembly Group with 8 Digital Inputs and 4 Output Relays

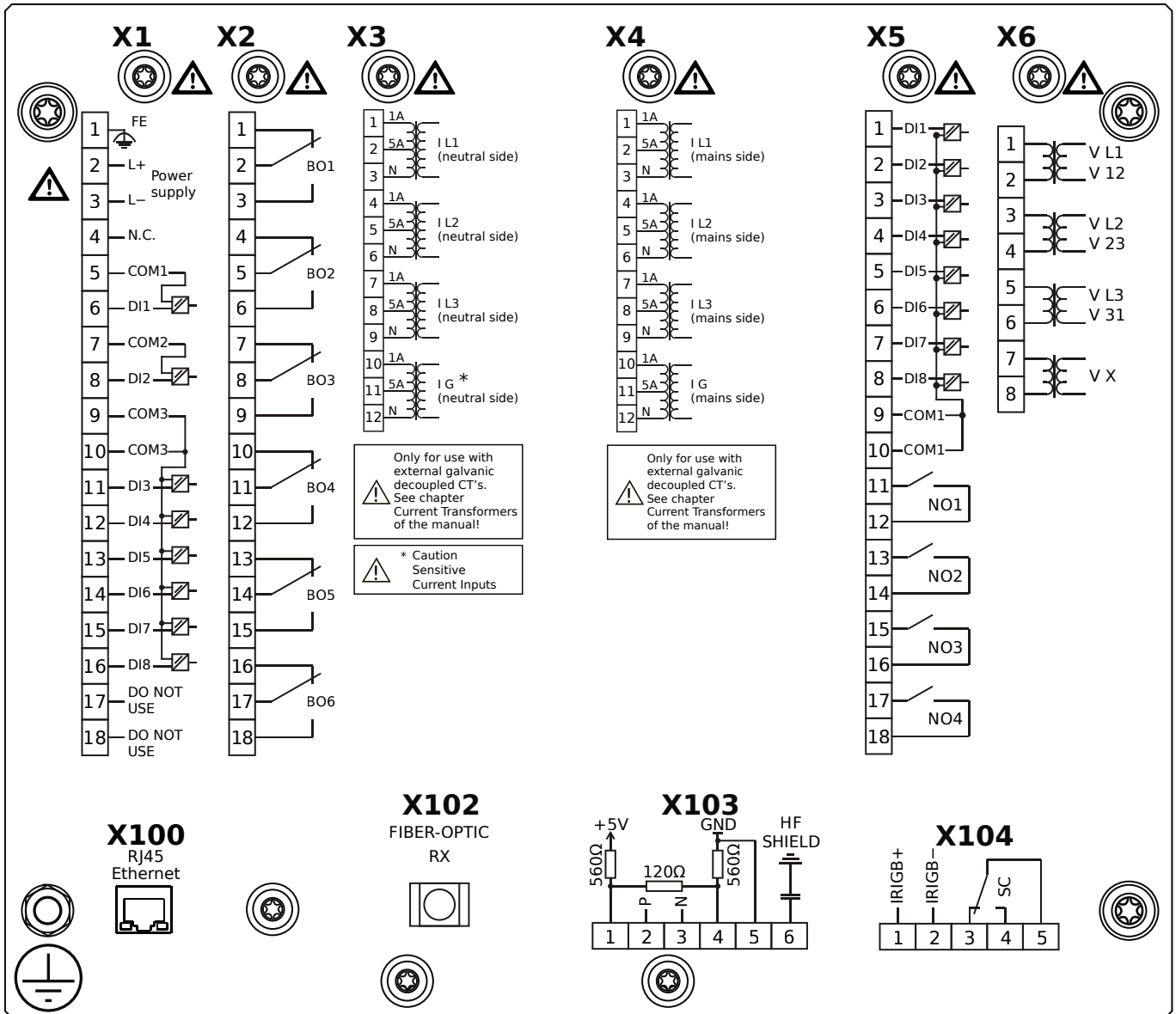
**X6** – TU: Card with 4 voltage transformer measuring inputs

**X102** – Universal Resistance-Temperature Detector (URTD) input, Fiber optics interface, Versatile Link

**X103** – Modbus TCP / DNP3.0 TCP/UDP, Fiber optics interface, LC Connector

**X104** – IRIG-B00X, incl. System Contact (Supervision Contact)

# MCDGV4-2A1BTA

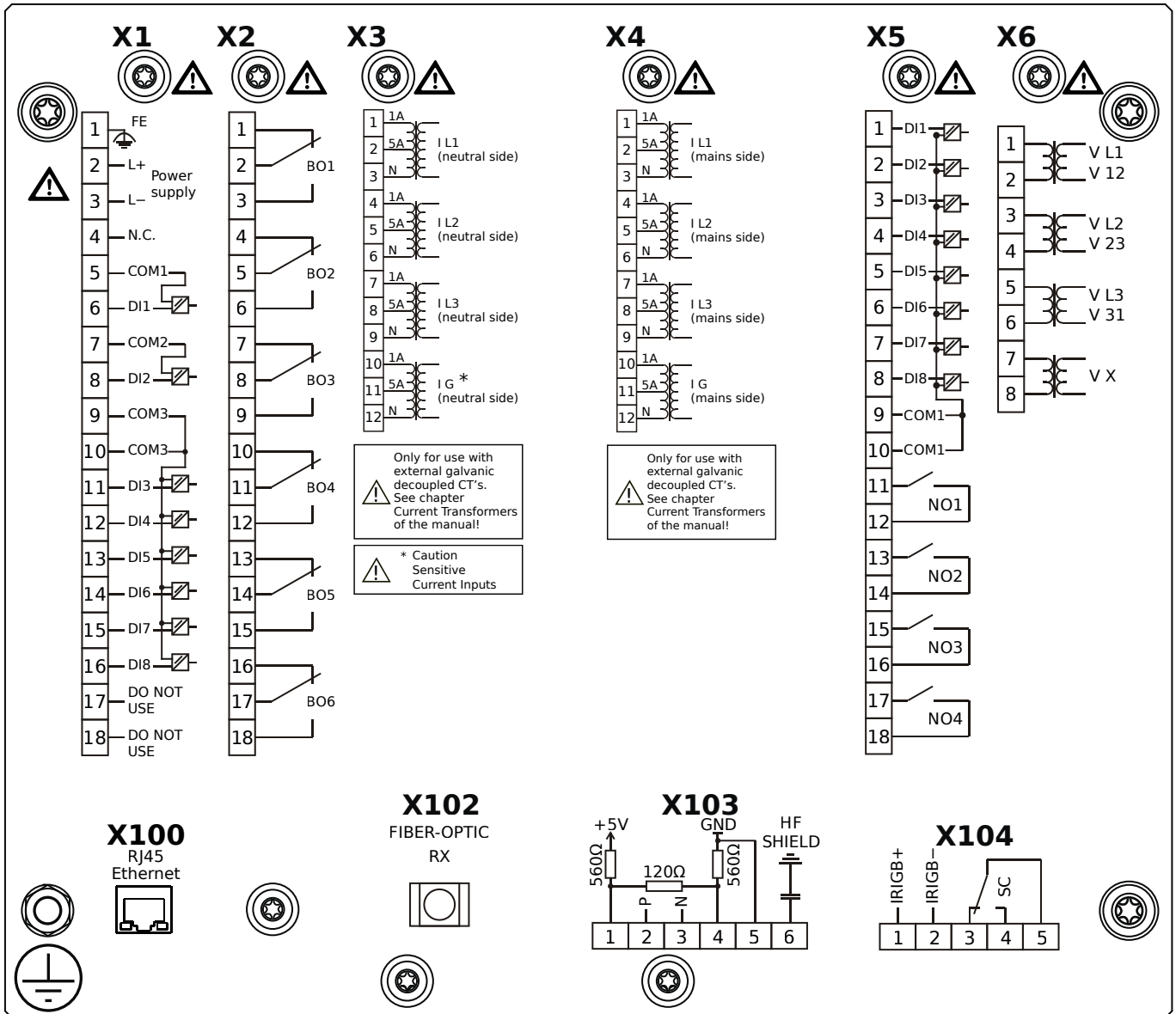


## Housing B2, large display, 19" rack mounting

- X1** – DI8-X1: Wide-range power supply unit, incl. 2 non-grouped digital inputs and 6 grouped digital inputs
- X2** – OR6: Assembly Group with 6 Output Relays
- X3** – TIs: Standard phase current measuring card and sensitive ground current measuring (neutral side of the diff. prot.)
- X4** – TI: Standard current measuring card (for the mains side of the differential protection)
- X5** – DI8-OR4: Assembly Group with 8 Digital Inputs and 4 Output Relays
- X6** – TU: Card with 4 voltage transformer measuring inputs
- X100** – IEC 61850 / Modbus TCP / DNP3.0 TCP/UDP, Ethernet interface, 100 Mbit/s, RJ45 (BASE100-FX)
- X102** – Universal Resistance-Temperature Detector (URTD) input, Fiber optics interface, Versatile Link
- X103** – IEC 60870-5-103 / Modbus RTU / DNP3.0 RTU, RS485, Terminals
- X104** – IRIG-B00X, incl. System Contact (Supervision Contact)



# MCDGV4-2A1BTB

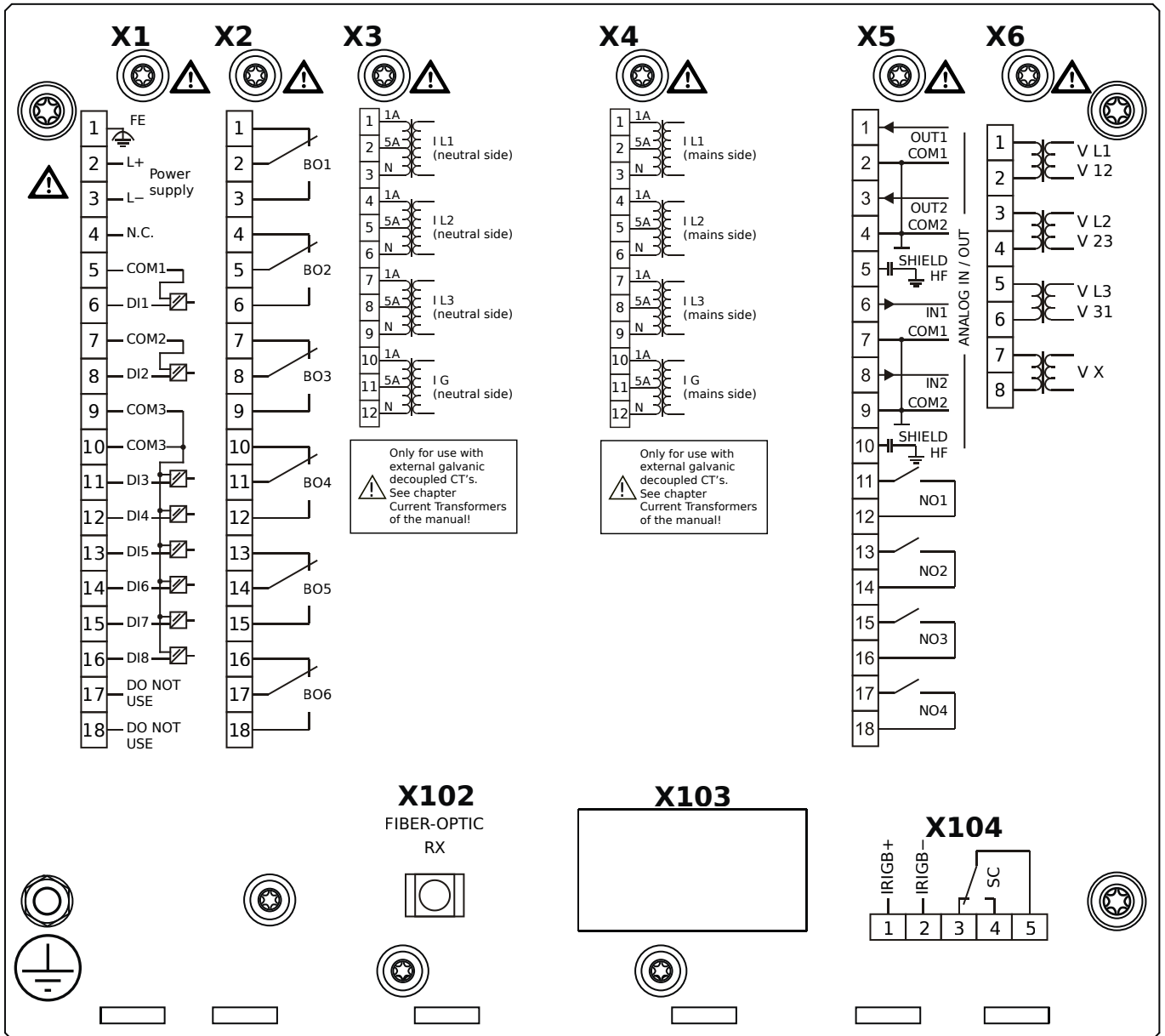


## Housing B2, large display, 19" rack mounting

+ Conformal Coating (for installations in harsh environment)

- X1** – DI8-X1: Wide-range power supply unit, incl. 2 non-grouped digital inputs and 6 grouped digital inputs
- X2** – OR6: Assembly Group with 6 Output Relays
- X3** – TIs: Standard phase current measuring card and sensitive ground current measuring (neutral side of the diff. prot.)
- X4** – TI: Standard current measuring card (for the mains side of the differential protection)
- X5** – DI8-OR4: Assembly Group with 8 Digital Inputs and 4 Output Relays
- X6** – TU: Card with 4 voltage transformer measuring inputs
- X100** – IEC 61850 / Modbus TCP / DNP3.0 TCP/UDP, Ethernet interface, 100 Mbit/s, RJ45 (BASE100-FX)
- X102** – Universal Resistance-Temperature Detector (URTD) input, Fiber optics interface, Versatile Link
- X103** – IEC 60870-5-103 / Modbus RTU / DNP3.0 RTU, RS485, Terminals
- X104** – IRIG-B00X, incl. System Contact (Supervision Contact)

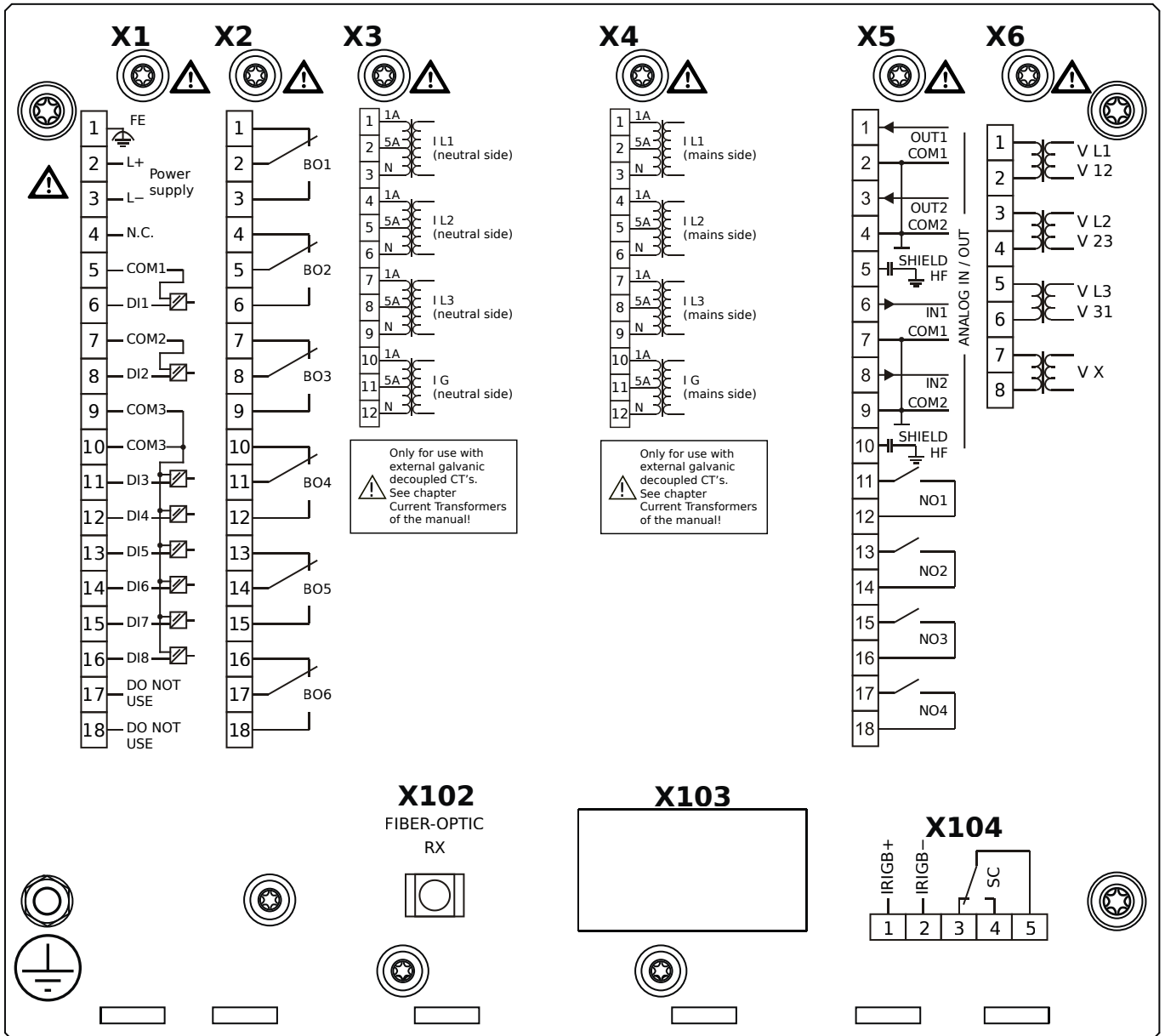
# MCDGV4-2B0AAA



## Housing B2, large display, door mounting

- X1** – DI8-X1: Wide-range power supply unit, incl. 2 non-grouped digital inputs and 6 grouped digital inputs
- X2** – OR6: Assembly Group with 6 Output Relays
- X3** – TI: Standard current measuring card (for the neutral side of the differential protection)
- X4** – TI: Standard current measuring card (for the mains side of the differential protection)
- X5** – AnIO2-OR4: Assembly Group with 2 Analog Inputs, 2 Analog Outputs and 4 Output Relays
- X6** – TU: Card with 4 voltage transformer measuring inputs
- X102** – Universal Resistance-Temperature Detector (URTD) input, Fiber optics interface, Versatile Link
- X104** – IRIG-B00X, incl. System Contact (Supervision Contact)

# MCDGV4-2B0AAB

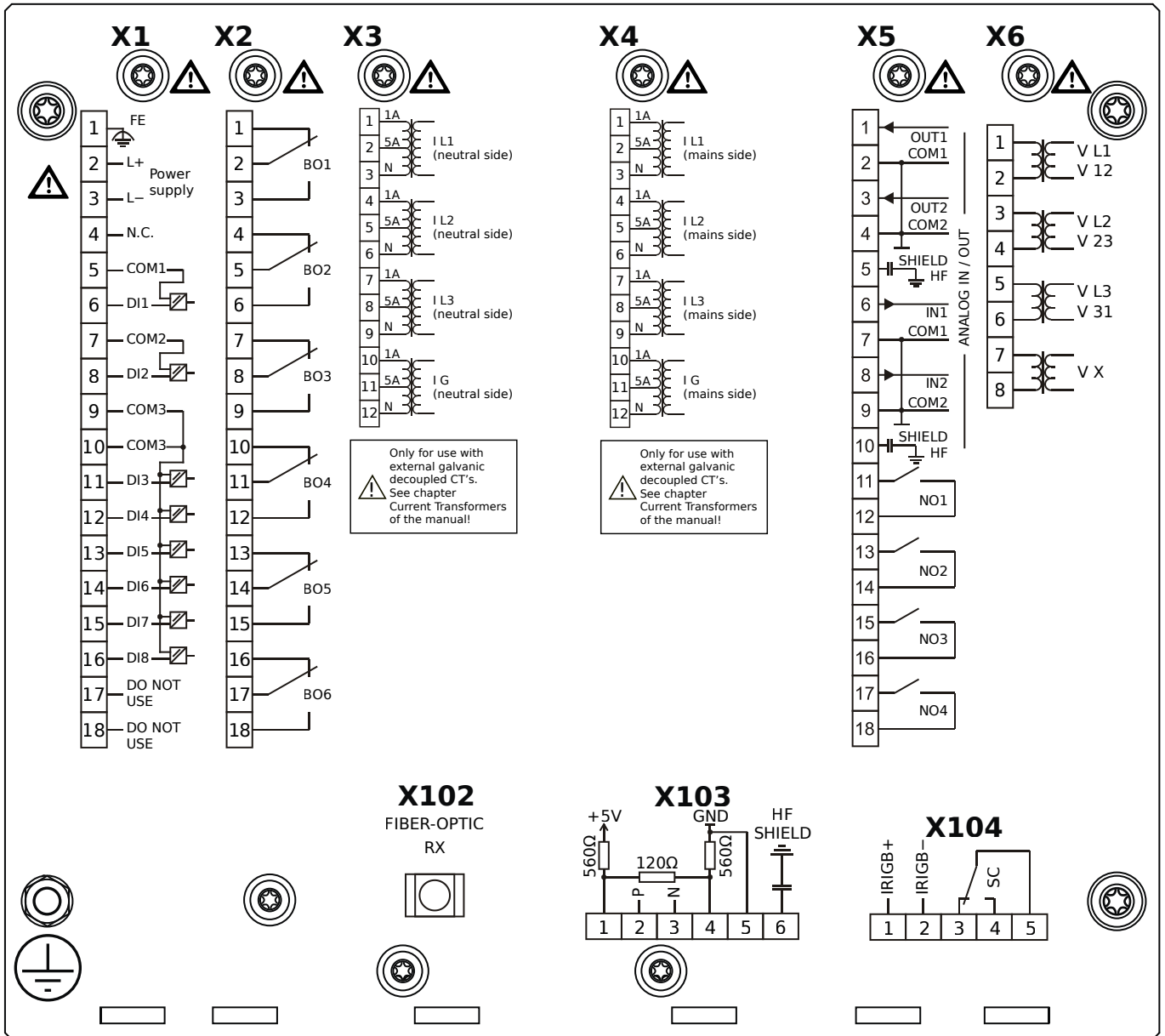


## Housing B2, large display, door mounting

+ Conformal Coating (for installations in harsh environment)

- X1** – DI8-X1: Wide-range power supply unit, incl. 2 non-grouped digital inputs and 6 grouped digital inputs
- X2** – OR6: Assembly Group with 6 Output Relays
- X3** – TI: Standard current measuring card (for the neutral side of the differential protection)
- X4** – TI: Standard current measuring card (for the mains side of the differential protection)
- X5** – AnIO2-OR4: Assembly Group with 2 Analog Inputs, 2 Analog Outputs and 4 Output Relays
- X6** – TU: Card with 4 voltage transformer measuring inputs
- X102** – Universal Resistance-Temperature Detector (URTD) input, Fiber optics interface, Versatile Link
- X104** – IRIG-B00X, incl. System Contact (Supervision Contact)

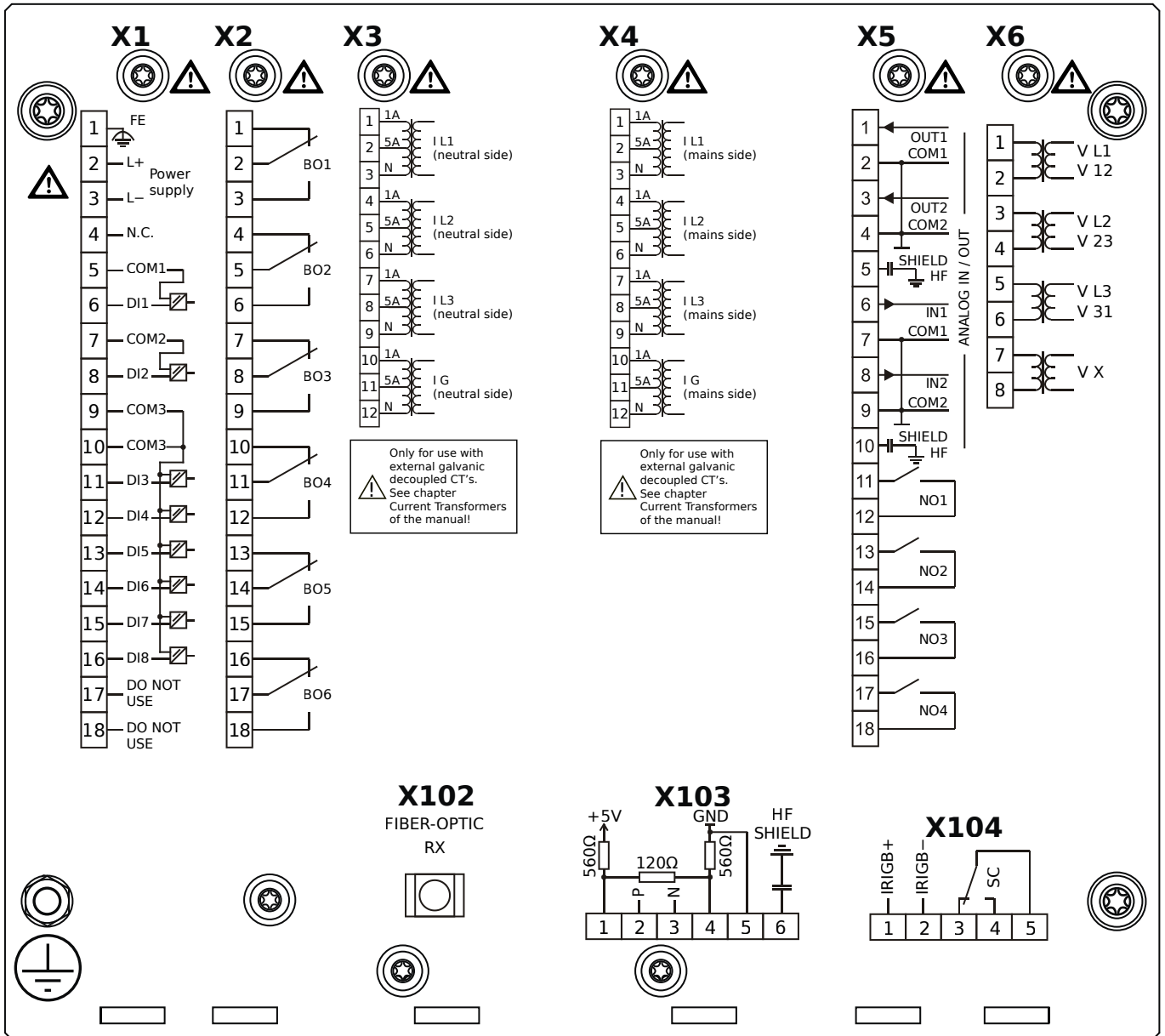
# MCDGV4-2B0ABA



## Housing B2, large display, door mounting

- X1** – DI8-X1: Wide-range power supply unit, incl. 2 non-grouped digital inputs and 6 grouped digital inputs
- X2** – OR6: Assembly Group with 6 Output Relays
- X3** – TI: Standard current measuring card (for the neutral side of the differential protection)
- X4** – TI: Standard current measuring card (for the mains side of the differential protection)
- X5** – AnIO2-OR4: Assembly Group with 2 Analog Inputs, 2 Analog Outputs and 4 Output Relays
- X6** – TU: Card with 4 voltage transformer measuring inputs
- X102** – Universal Resistance-Temperature Detector (URTD) input, Fiber optics interface, Versatile Link
- X103** – Modbus RTU / IEC 60870-5-103 / DNP3.0 RTU, RS485, Terminals
- X104** – IRIG-B00X, incl. System Contact (Supervision Contact)

# MCDGV4-2B0ABB

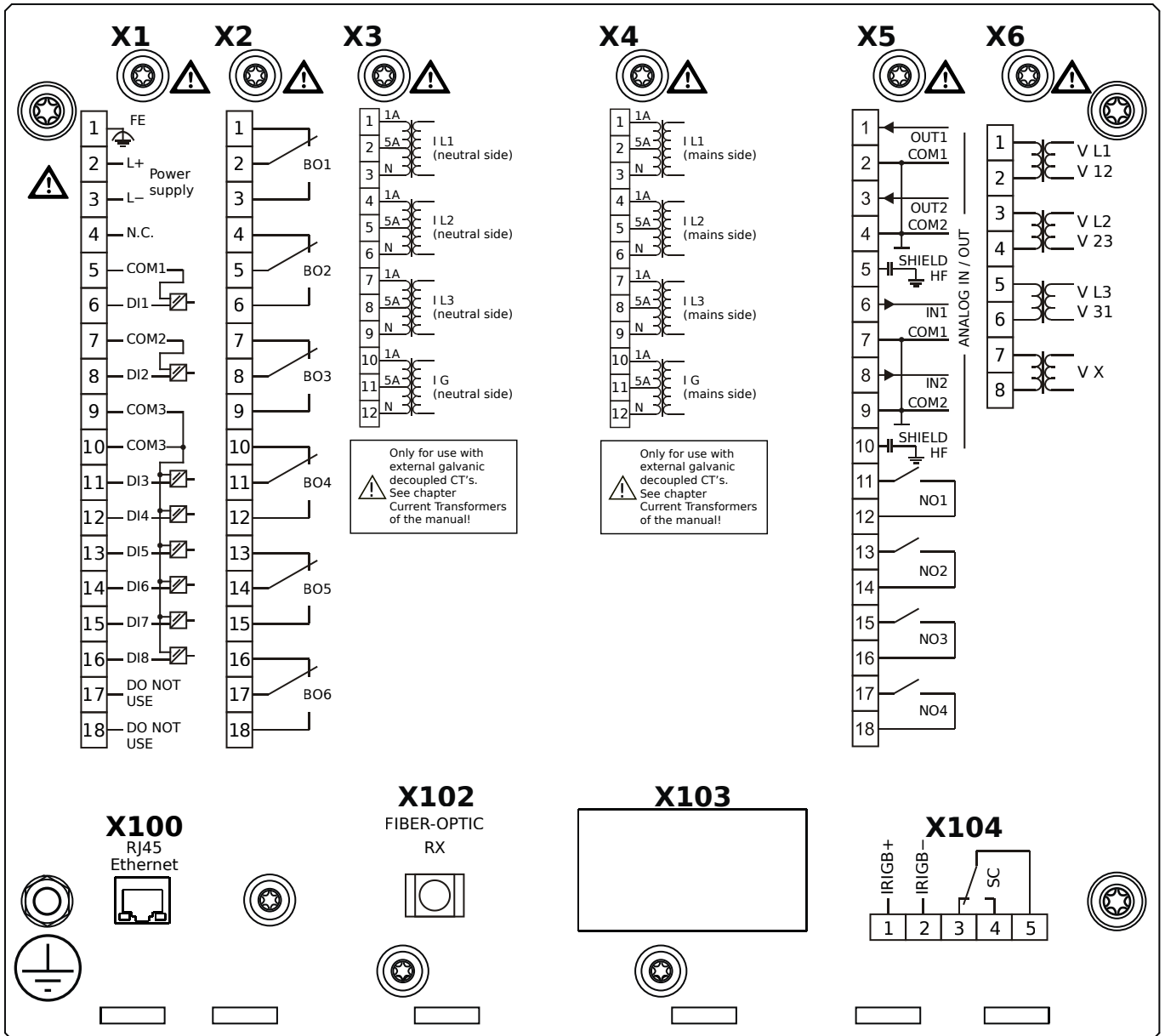


## Housing B2, large display, door mounting

+ Conformal Coating (for installations in harsh environment)

- X1** – DI8-X1: Wide-range power supply unit, incl. 2 non-grouped digital inputs and 6 grouped digital inputs
- X2** – OR6: Assembly Group with 6 Output Relays
- X3** – TI: Standard current measuring card (for the neutral side of the differential protection)
- X4** – TI: Standard current measuring card (for the mains side of the differential protection)
- X5** – AnIO2-OR4: Assembly Group with 2 Analog Inputs, 2 Analog Outputs and 4 Output Relays
- X6** – TU: Card with 4 voltage transformer measuring inputs
- X102** – Universal Resistance-Temperature Detector (URTD) input, Fiber optics interface, Versatile Link
- X103** – Modbus RTU / IEC 60870-5-103 / DNP3.0 RTU, RS485, Terminals
- X104** – IRIG-B00X, incl. System Contact (Supervision Contact)

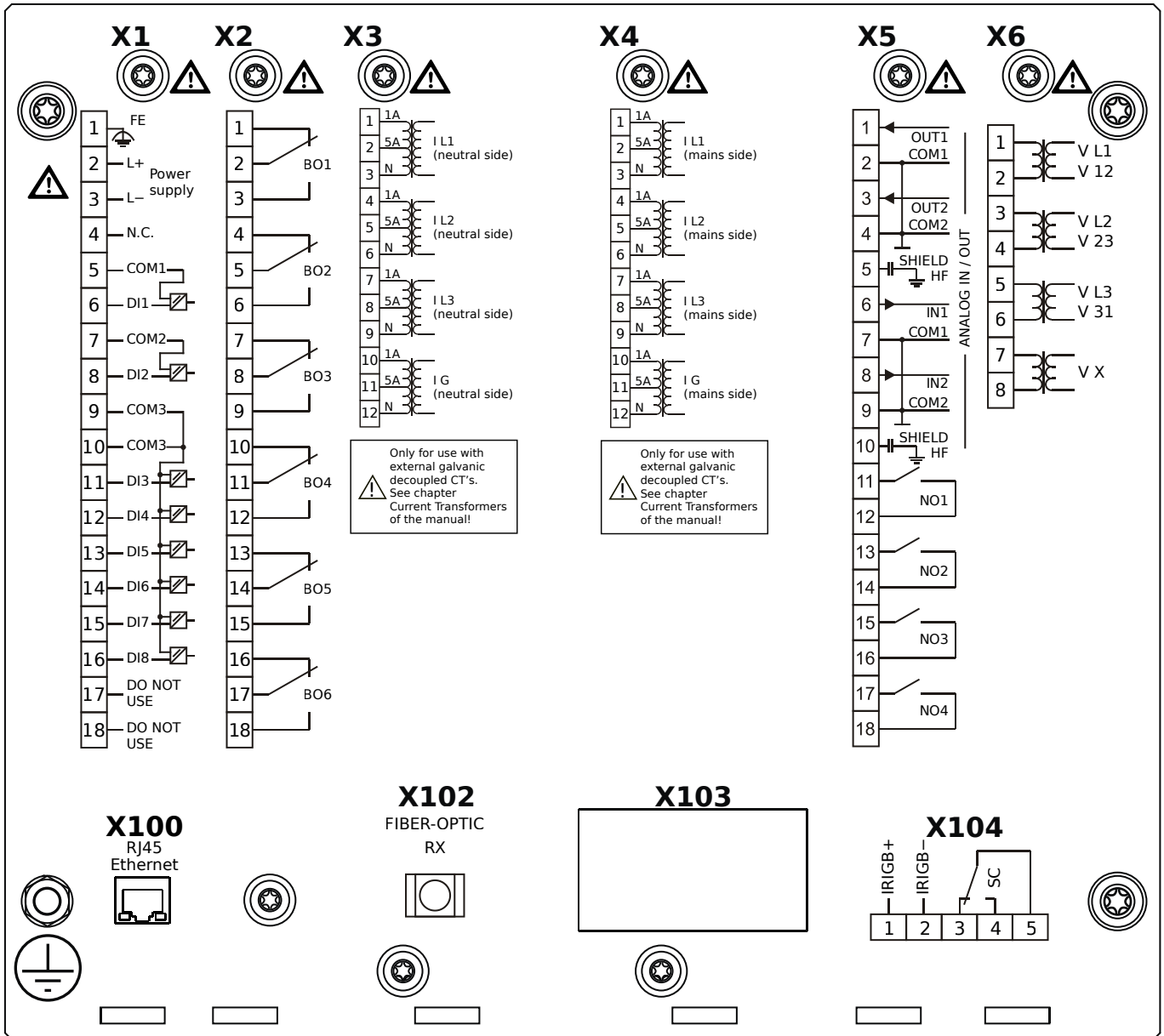
# MCDGV4-2B0ACA



## Housing B2, large display, door mounting

- X1** – DI8-X1: Wide-range power supply unit, incl. 2 non-grouped digital inputs and 6 grouped digital inputs
- X2** – OR6: Assembly Group with 6 Output Relays
- X3** – TI: Standard current measuring card (for the neutral side of the differential protection)
- X4** – TI: Standard current measuring card (for the mains side of the differential protection)
- X5** – AnIO2-OR4: Assembly Group with 2 Analog Inputs, 2 Analog Outputs and 4 Output Relays
- X6** – TU: Card with 4 voltage transformer measuring inputs
- X100** – Modbus TCP / DNP3.0 TCP/UDP, Ethernet interface, 100 Mbit/s, RJ45 (BASE100-FX)
- X102** – Universal Resistance-Temperature Detector (URTD) input, Fiber optics interface, Versatile Link
- X104** – IRIG-B00X, incl. System Contact (Supervision Contact)

# MCDGV4-2B0ACB

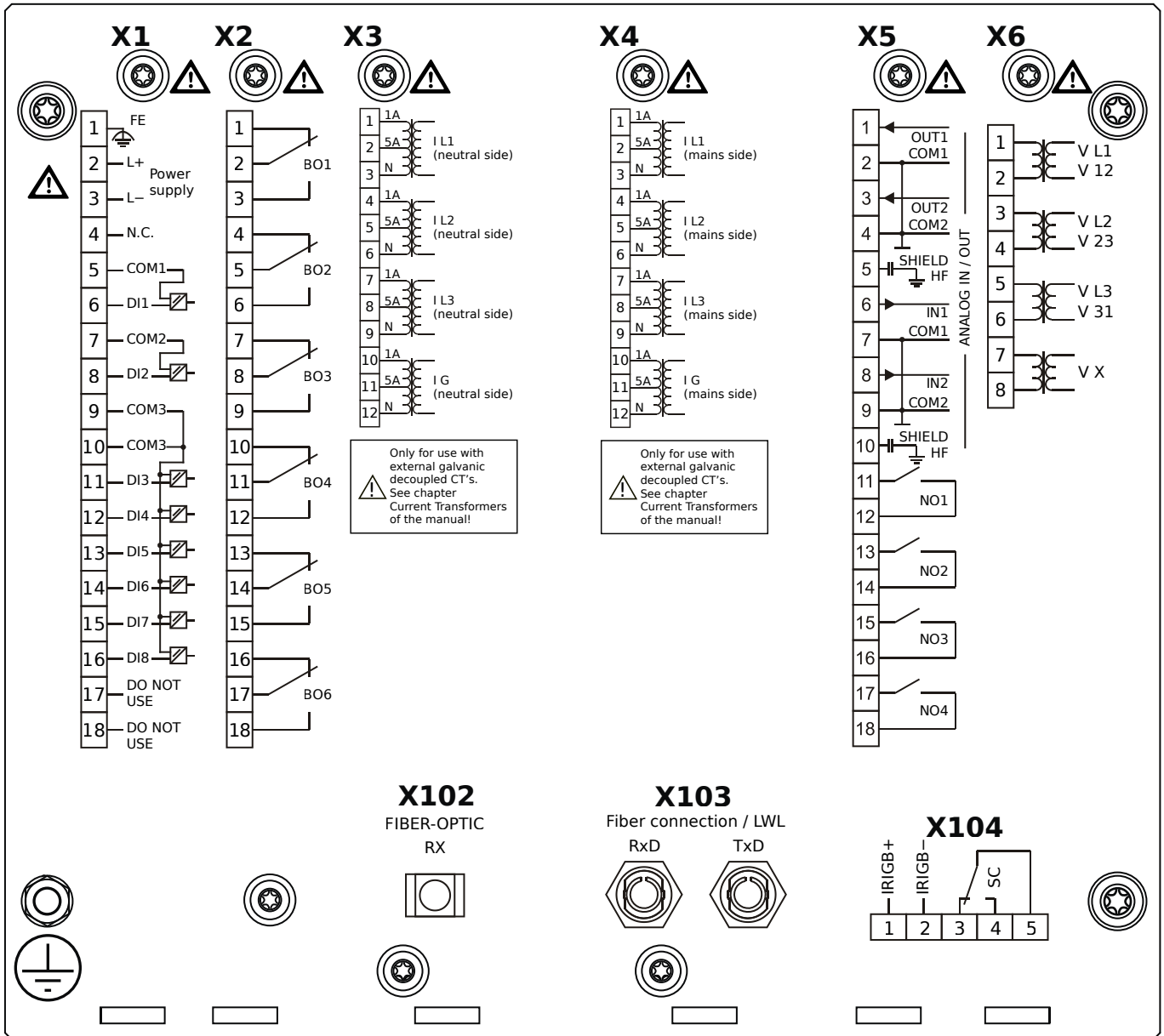


## Housing B2, large display, door mounting

+ Conformal Coating (for installations in harsh environment)

- X1** – DI8-X1: Wide-range power supply unit, incl. 2 non-grouped digital inputs and 6 grouped digital inputs
- X2** – OR6: Assembly Group with 6 Output Relays
- X3** – TI: Standard current measuring card (for the neutral side of the differential protection)
- X4** – TI: Standard current measuring card (for the mains side of the differential protection)
- X5** – AnIO2-OR4: Assembly Group with 2 Analog Inputs, 2 Analog Outputs and 4 Output Relays
- X6** – TU: Card with 4 voltage transformer measuring inputs
- X100** – Modbus TCP / DNP3.0 TCP/UDP, Ethernet interface, 100 Mbit/s, RJ45 (BASE100-FX)
- X102** – Universal Resistance-Temperature Detector (URTD) input, Fiber optics interface, Versatile Link
- X104** – IRIG-B00X, incl. System Contact (Supervision Contact)

# MCDGV4-2B0ADA

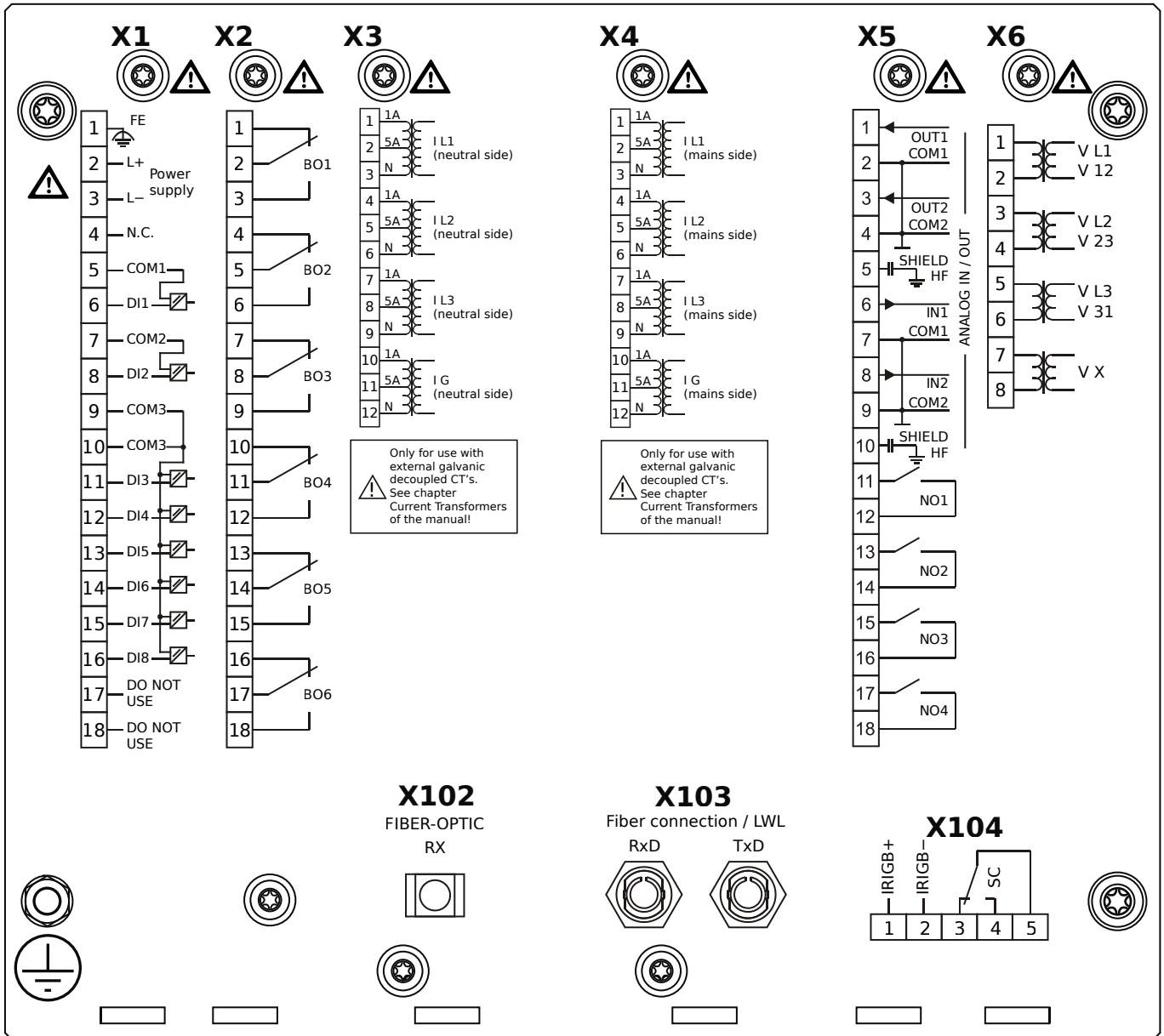


## Housing B2, large display, door mounting

- X1** – DI8-X1: Wide-range power supply unit, incl. 2 non-grouped digital inputs and 6 grouped digital inputs
- X2** – OR6: Assembly Group with 6 Output Relays
- X3** – TI: Standard current measuring card (for the neutral side of the differential protection)
- X4** – TI: Standard current measuring card (for the mains side of the differential protection)
- X5** – AnIO2-OR4: Assembly Group with 2 Analog Inputs, 2 Analog Outputs and 4 Output Relays
- X6** – TU: Card with 4 voltage transformer measuring inputs
- X102** – Universal Resistance-Temperature Detector (URTD) input, Fiber optics interface, Versatile Link
- X103** – Profibus-DP, Fiber optics interface, ST Connector
- X104** – IRIG-B00X, incl. System Contact (Supervision Contact)



# MCDGV4-2B0ADB

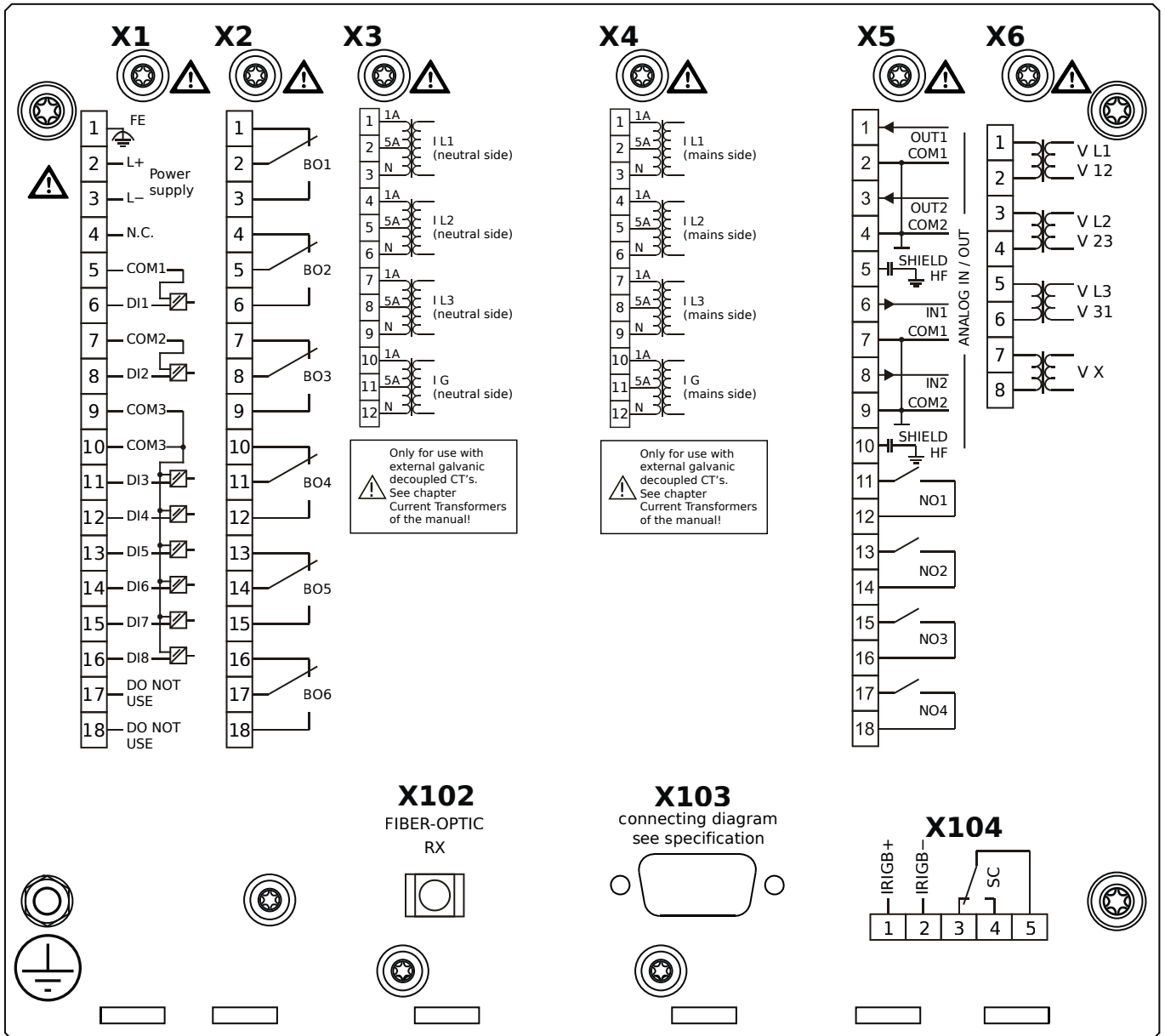


## Housing B2, large display, door mounting

+ Conformal Coating (for installations in harsh environment)

- X1** – DI8-X1: Wide-range power supply unit, incl. 2 non-grouped digital inputs and 6 grouped digital inputs
- X2** – OR6: Assembly Group with 6 Output Relays
- X3** – TI: Standard current measuring card (for the neutral side of the differential protection)
- X4** – TI: Standard current measuring card (for the mains side of the differential protection)
- X5** – AnIO2-OR4: Assembly Group with 2 Analog Inputs, 2 Analog Outputs and 4 Output Relays
- X6** – TU: Card with 4 voltage transformer measuring inputs
- X102** – Universal Resistance-Temperature Detector (URTD) input, Fiber optics interface, Versatile Link
- X103** – Profibus-DP, Fiber optics interface, ST Connector
- X104** – IRIG-B00X, incl. System Contact (Supervision Contact)

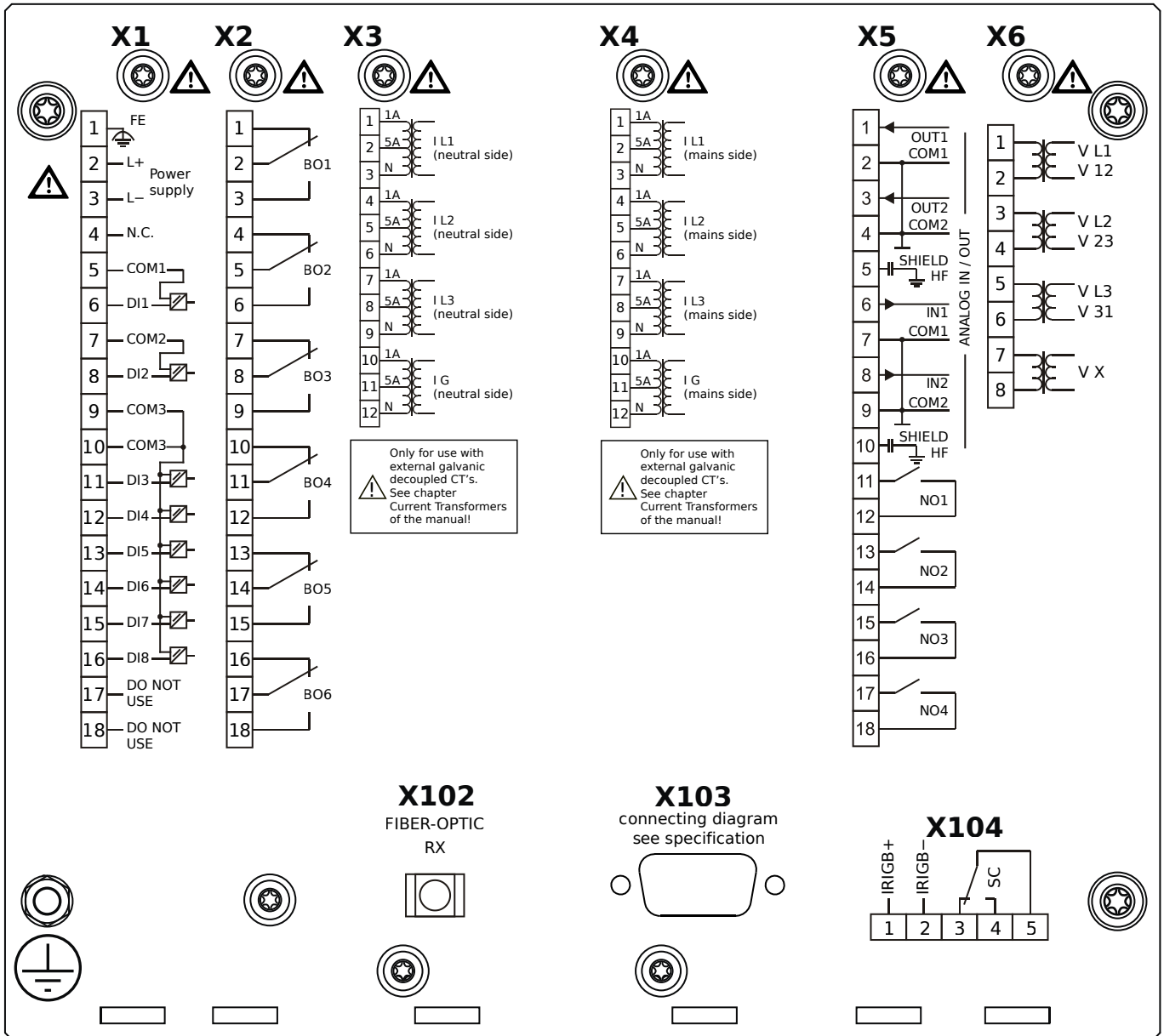
# MCDGV4-2B0AEA



## Housing B2, large display, door mounting

- X1** – DI8-X1: Wide-range power supply unit, incl. 2 non-grouped digital inputs and 6 grouped digital inputs
- X2** – OR6: Assembly Group with 6 Output Relays
- X3** – TI: Standard current measuring card (for the neutral side of the differential protection)
- X4** – TI: Standard current measuring card (for the mains side of the differential protection)
- X5** – AnIO2-OR4: Assembly Group with 2 Analog Inputs, 2 Analog Outputs and 4 Output Relays
- X6** – TU: Card with 4 voltage transformer measuring inputs
- X102** – Universal Resistance-Temperature Detector (URTD) input, Fiber optics interface, Versatile Link
- X103** – Profibus-DP, RS485, D-SUB
- X104** – IRIG-B00X, incl. System Contact (Supervision Contact)

# MCDGV4-2B0AEB

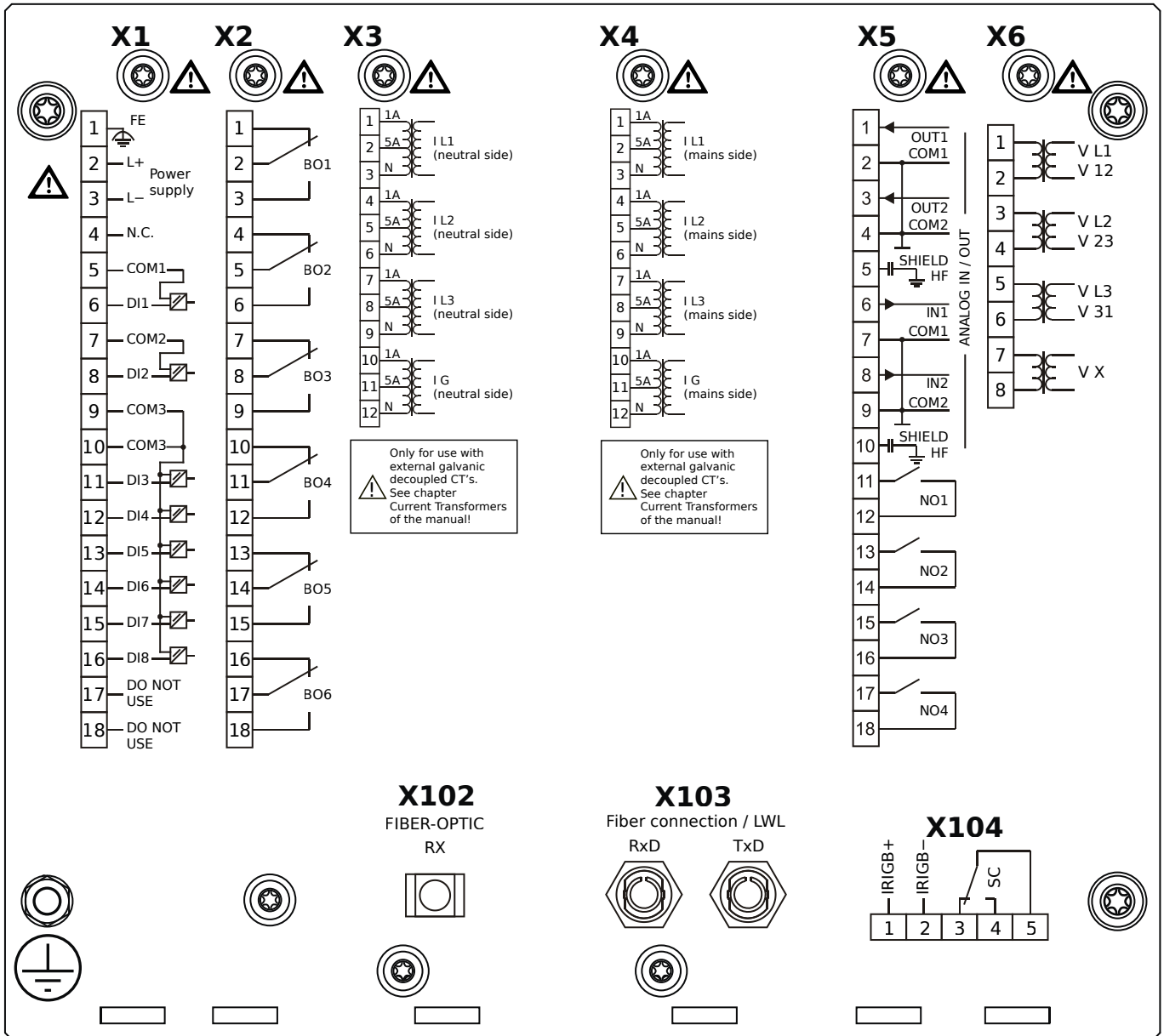


## Housing B2, large display, door mounting

+ Conformal Coating (for installations in harsh environment)

- X1** – DI8-X1: Wide-range power supply unit, incl. 2 non-grouped digital inputs and 6 grouped digital inputs
- X2** – OR6: Assembly Group with 6 Output Relays
- X3** – TI: Standard current measuring card (for the neutral side of the differential protection)
- X4** – TI: Standard current measuring card (for the mains side of the differential protection)
- X5** – AnIO2-OR4: Assembly Group with 2 Analog Inputs, 2 Analog Outputs and 4 Output Relays
- X6** – TU: Card with 4 voltage transformer measuring inputs
- X102** – Universal Resistance-Temperature Detector (URTD) input, Fiber optics interface, Versatile Link
- X103** – Profibus-DP, RS485, D-SUB
- X104** – IRIG-B00X, incl. System Contact (Supervision Contact)

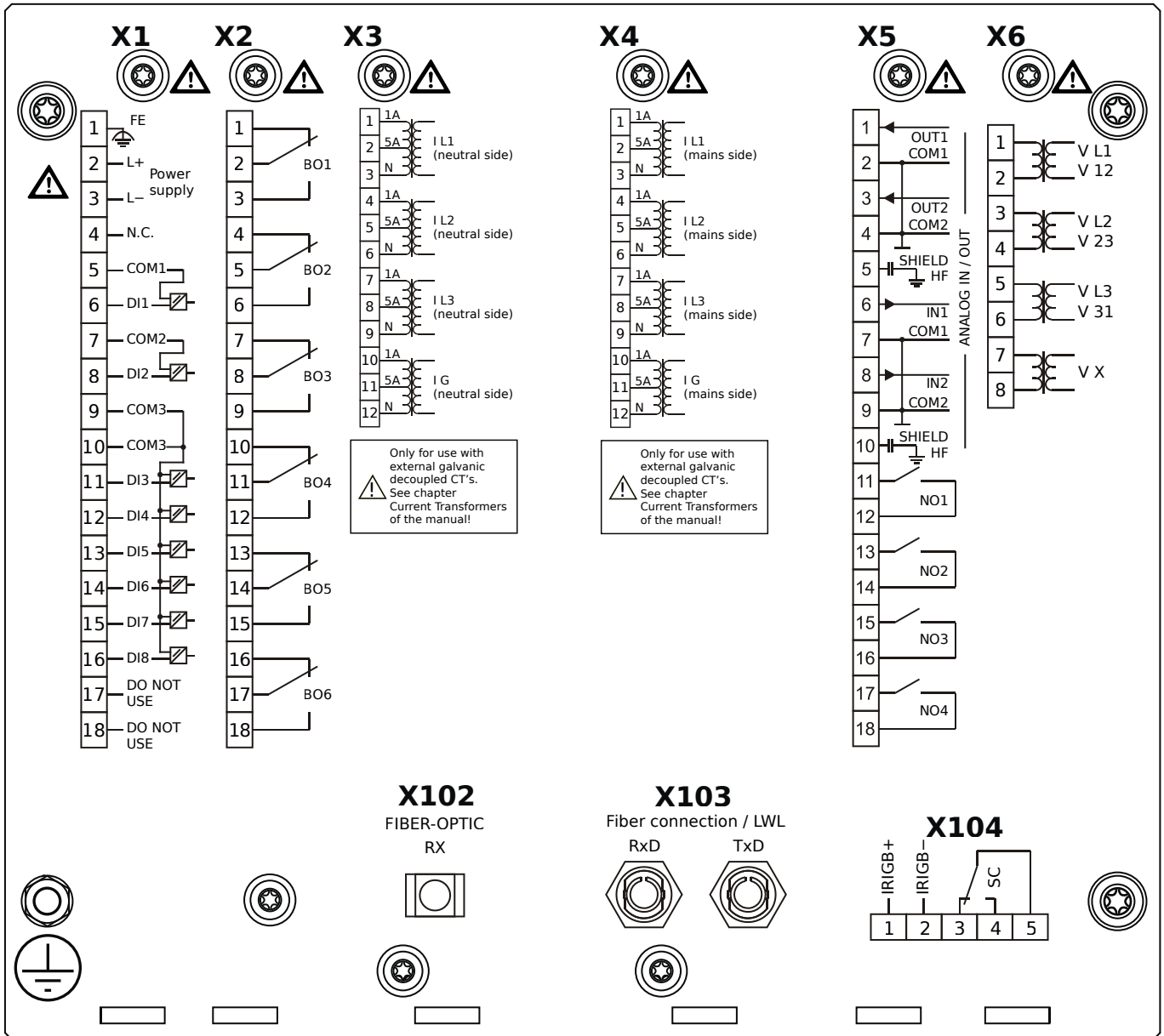
# MCDGV4-2B0AFA



## Housing B2, large display, door mounting

- X1** – DI8-X1: Wide-range power supply unit, incl. 2 non-grouped digital inputs and 6 grouped digital inputs
- X2** – OR6: Assembly Group with 6 Output Relays
- X3** – TI: Standard current measuring card (for the neutral side of the differential protection)
- X4** – TI: Standard current measuring card (for the mains side of the differential protection)
- X5** – AnIO2-OR4: Assembly Group with 2 Analog Inputs, 2 Analog Outputs and 4 Output Relays
- X6** – TU: Card with 4 voltage transformer measuring inputs
- X102** – Universal Resistance-Temperature Detector (URTD) input, Fiber optics interface, Versatile Link
- X103** – Modbus RTU / IEC 60870-5-103 / DNP3.0 RTU, Fiber optics interface, ST Connector
- X104** – IRIG-B00X, incl. System Contact (Supervision Contact)

# MCDGV4-2B0AFB

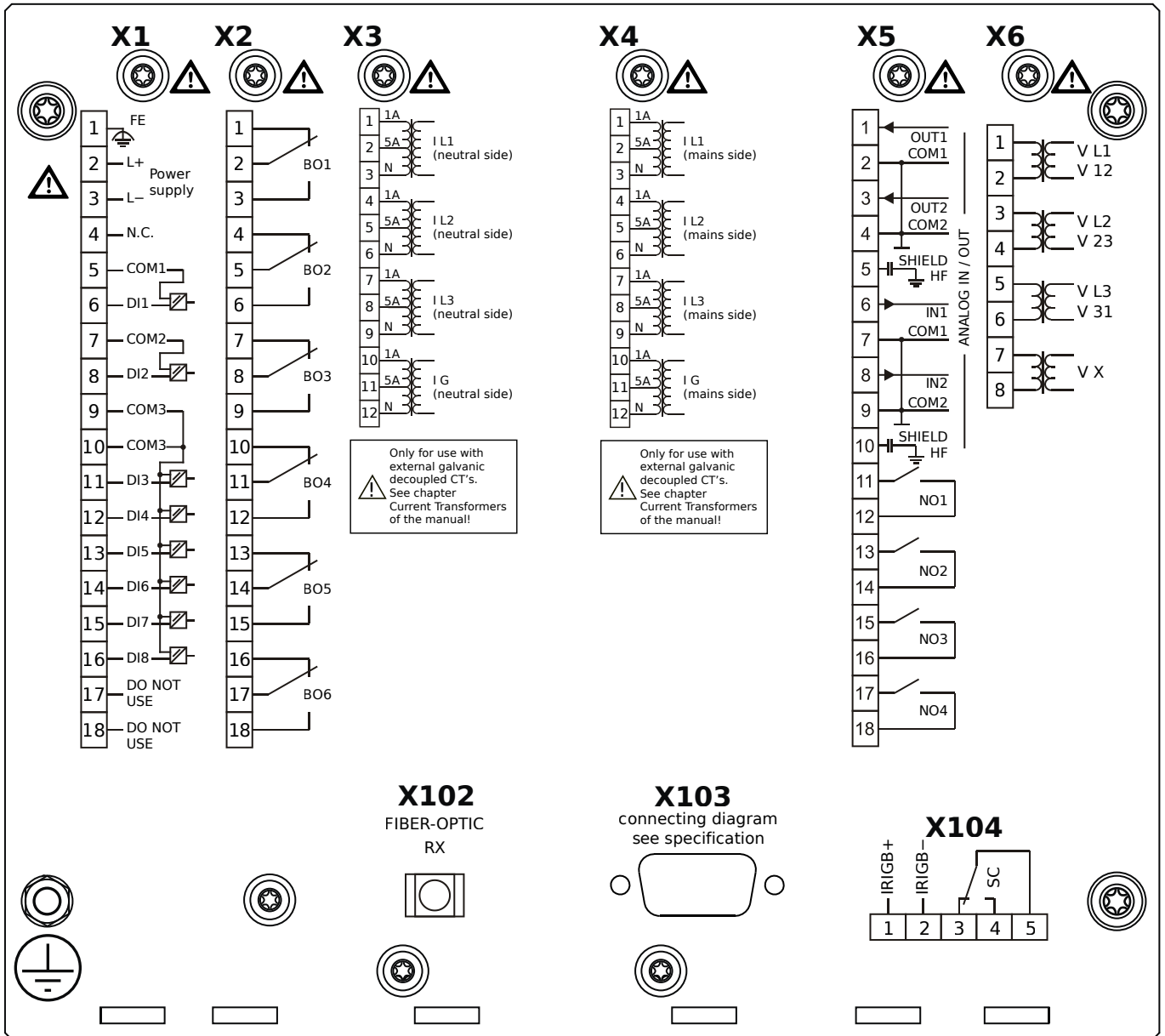


## Housing B2, large display, door mounting

+ Conformal Coating (for installations in harsh environment)

- X1** – DI8-X1: Wide-range power supply unit, incl. 2 non-grouped digital inputs and 6 grouped digital inputs
- X2** – OR6: Assembly Group with 6 Output Relays
- X3** – TI: Standard current measuring card (for the neutral side of the differential protection)
- X4** – TI: Standard current measuring card (for the mains side of the differential protection)
- X5** – AnIO2-OR4: Assembly Group with 2 Analog Inputs, 2 Analog Outputs and 4 Output Relays
- X6** – TU: Card with 4 voltage transformer measuring inputs
- X102** – Universal Resistance-Temperature Detector (URTD) input, Fiber optics interface, Versatile Link
- X103** – Modbus RTU / IEC 60870-5-103 / DNP3.0 RTU, Fiber optics interface, ST Connector
- X104** – IRIG-B00X, incl. System Contact (Supervision Contact)

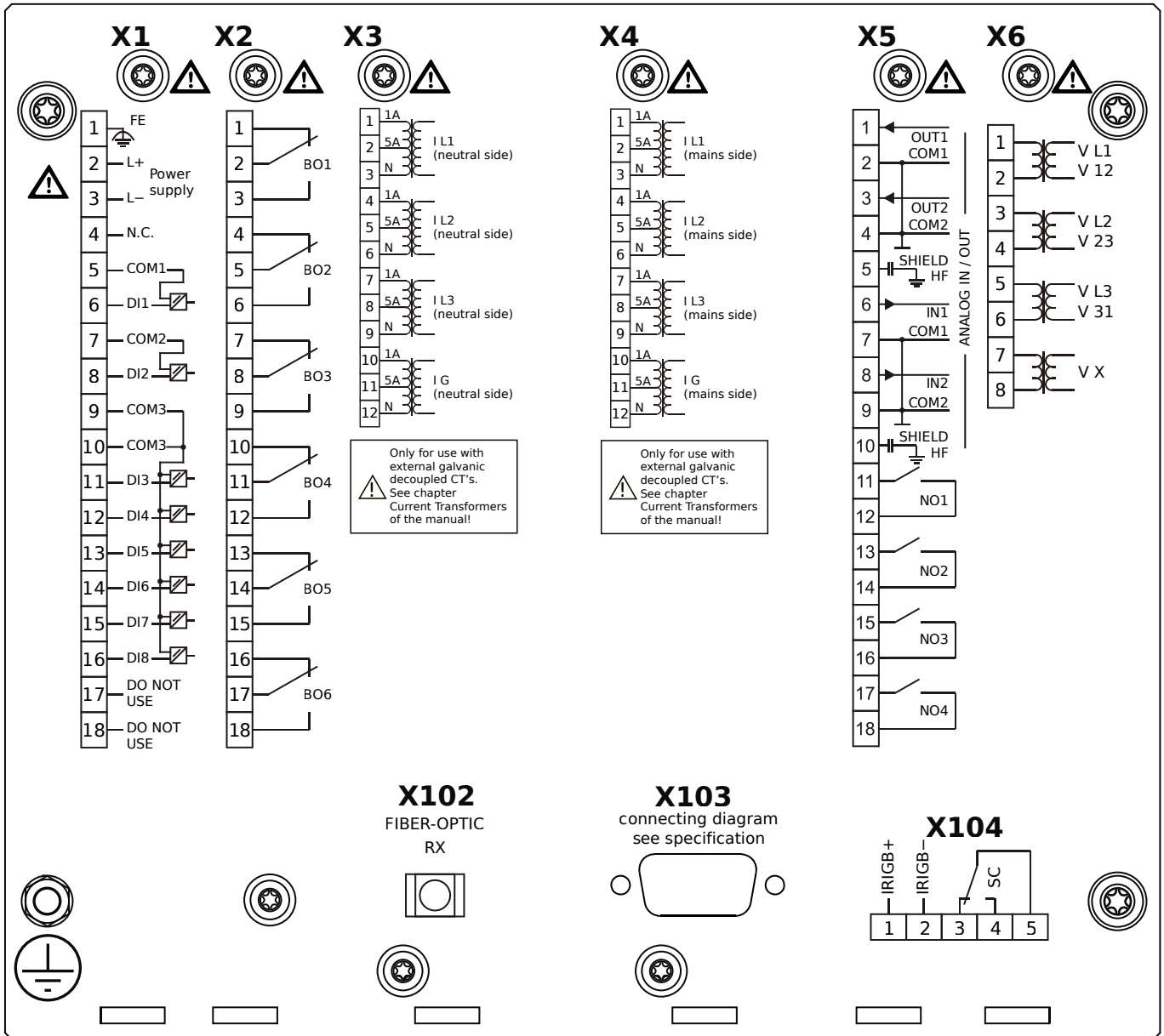
# MCDGV4-2B0AGA



## Housing B2, large display, door mounting

- X1** – DI8-X1: Wide-range power supply unit, incl. 2 non-grouped digital inputs and 6 grouped digital inputs
- X2** – OR6: Assembly Group with 6 Output Relays
- X3** – TI: Standard current measuring card (for the neutral side of the differential protection)
- X4** – TI: Standard current measuring card (for the mains side of the differential protection)
- X5** – AnIO2-OR4: Assembly Group with 2 Analog Inputs, 2 Analog Outputs and 4 Output Relays
- X6** – TU: Card with 4 voltage transformer measuring inputs
- X102** – Universal Resistance-Temperature Detector (URTD) input, Fiber optics interface, Versatile Link
- X103** – Modbus RTU / IEC 60870-5-103 / DNP3.0 RTU, RS485, D-SUB
- X104** – IRIG-B00X, incl. System Contact (Supervision Contact)

# MCDGV4-2B0AGB

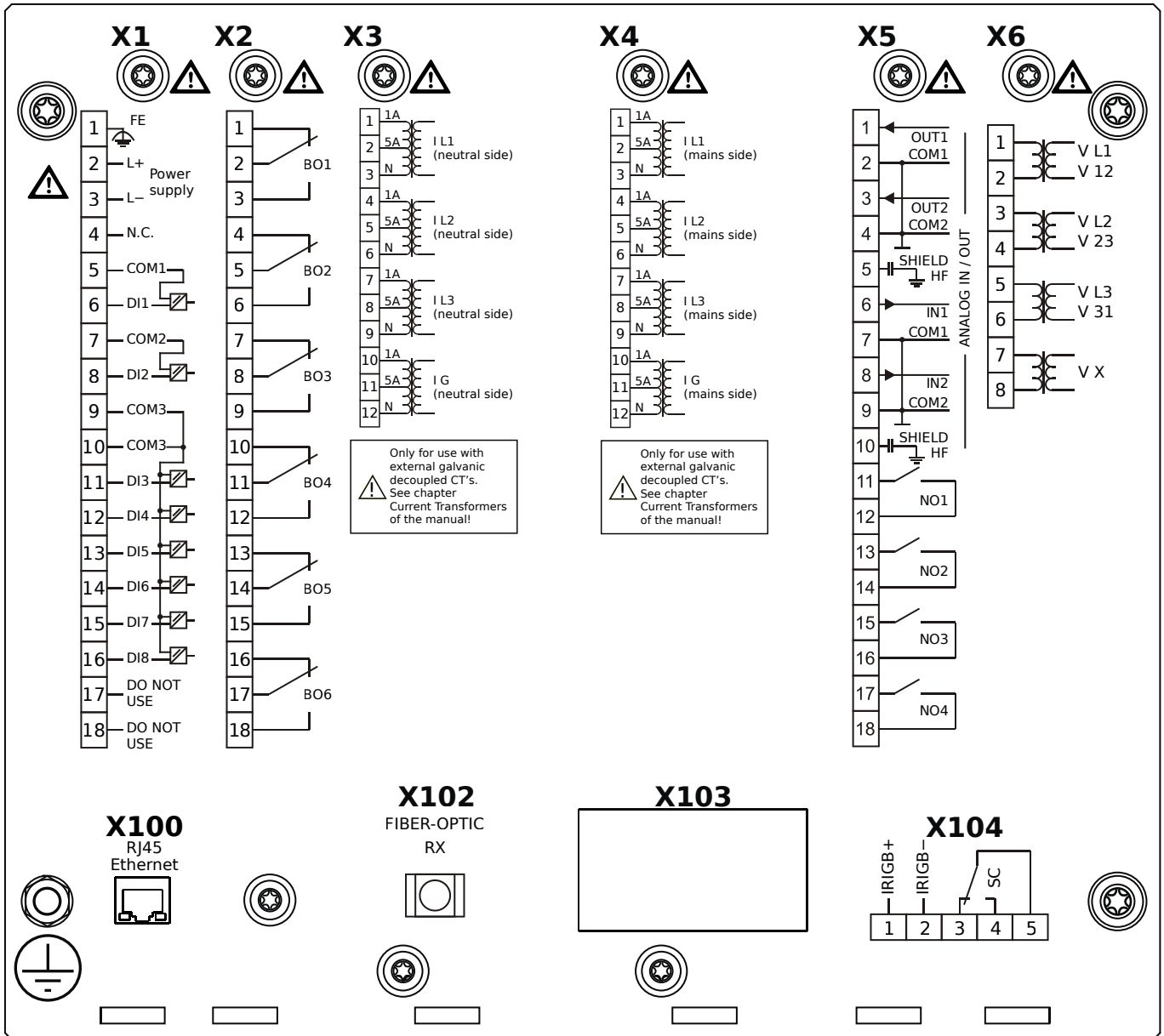


## Housing B2, large display, door mounting

+ Conformal Coating (for installations in harsh environment)

- X1** – DI8-X1: Wide-range power supply unit, incl. 2 non-grouped digital inputs and 6 grouped digital inputs
- X2** – OR6: Assembly Group with 6 Output Relays
- X3** – TI: Standard current measuring card (for the neutral side of the differential protection)
- X4** – TI: Standard current measuring card (for the mains side of the differential protection)
- X5** – AnIO2-OR4: Assembly Group with 2 Analog Inputs, 2 Analog Outputs and 4 Output Relays
- X6** – TU: Card with 4 voltage transformer measuring inputs
- X102** – Universal Resistance-Temperature Detector (URTD) input, Fiber optics interface, Versatile Link
- X103** – Modbus RTU / IEC 60870-5-103 / DNP3.0 RTU, RS485, D-SUB
- X104** – IRIG-B00X, incl. System Contact (Supervision Contact)

# MCDGV4-2B0AHA

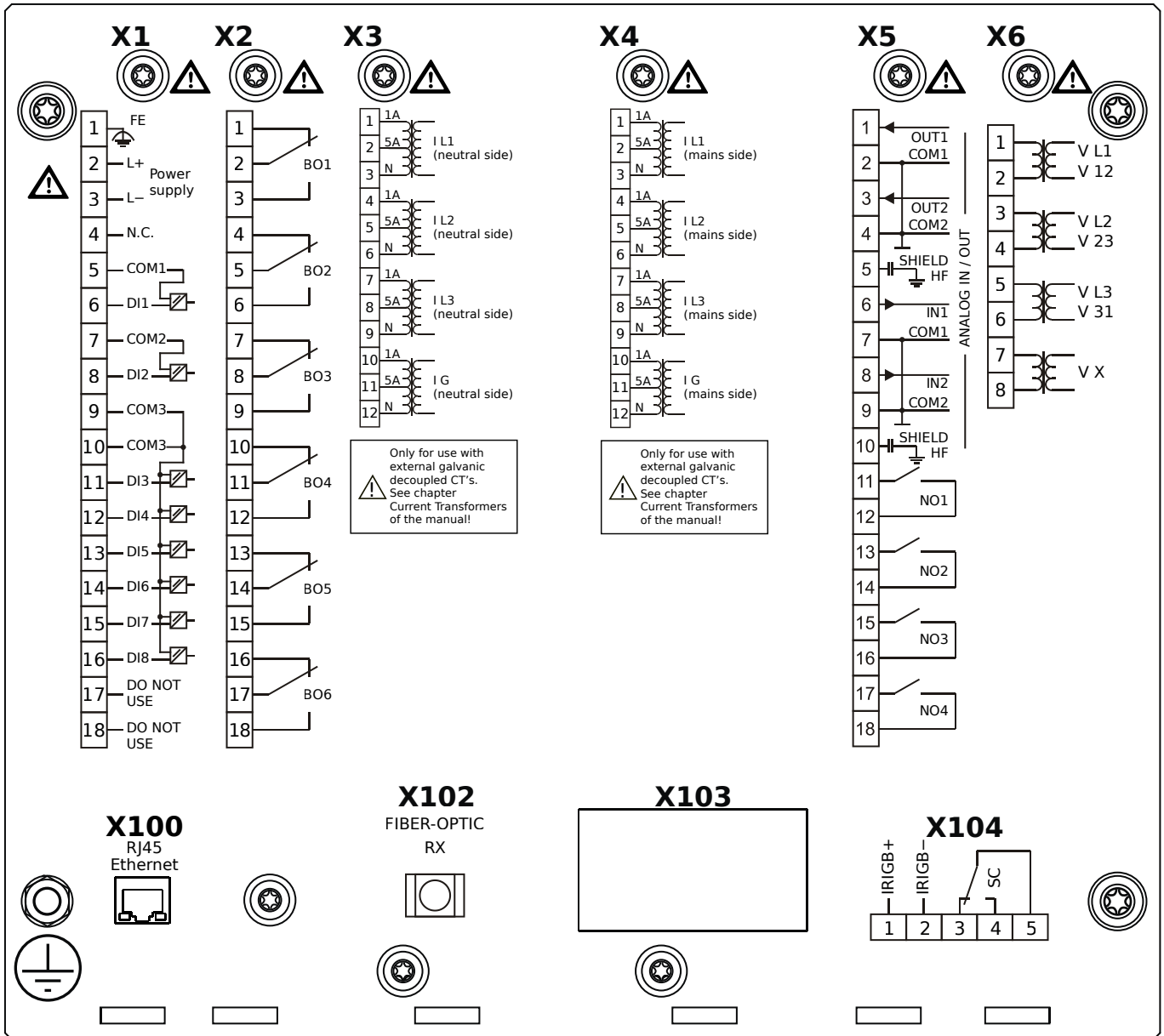


## Housing B2, large display, door mounting

- X1** – DI8-X1: Wide-range power supply unit, incl. 2 non-grouped digital inputs and 6 grouped digital inputs
- X2** – OR6: Assembly Group with 6 Output Relays
- X3** – TI: Standard current measuring card (for the neutral side of the differential protection)
- X4** – TI: Standard current measuring card (for the mains side of the differential protection)
- X5** – AnIO2-OR4: Assembly Group with 2 Analog Inputs, 2 Analog Outputs and 4 Output Relays
- X6** – TU: Card with 4 voltage transformer measuring inputs
- X100** – IEC 61850 / Modbus TCP / DNP3.0 TCP/UDP, Ethernet interface, 100 Mbit/s, RJ45 (BASE100-FX)
- X102** – Universal Resistance-Temperature Detector (URTD) input, Fiber optics interface, Versatile Link
- X104** – IRIG-B00X, incl. System Contact (Supervision Contact)



# MCDGV4-2B0AHB



## Housing B2, large display, door mounting

+ Conformal Coating (for installations in harsh environment)

**X1** – DI8-X1: Wide-range power supply unit, incl. 2 non-grouped digital inputs and 6 grouped digital inputs

**X2** – OR6: Assembly Group with 6 Output Relays

**X3** – TI: Standard current measuring card (for the neutral side of the differential protection)

**X4** – TI: Standard current measuring card (for the mains side of the differential protection)

**X5** – AnIO2-OR4: Assembly Group with 2 Analog Inputs, 2 Analog Outputs and 4 Output Relays

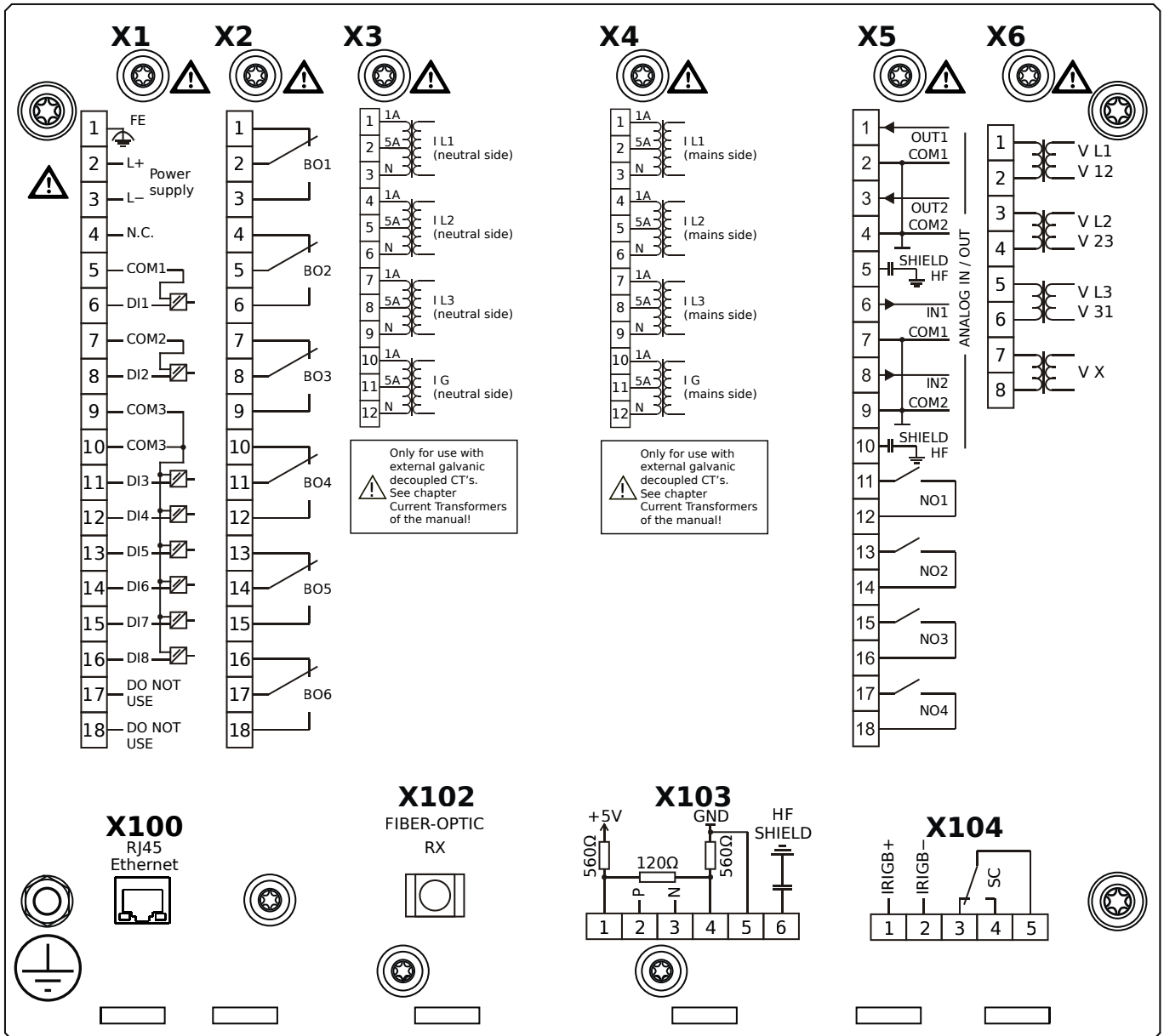
**X6** – TU: Card with 4 voltage transformer measuring inputs

**X100** – IEC 61850 / Modbus TCP / DNP3.0 TCP/UDP, Ethernet interface, 100 Mbit/s, RJ45 (BASE100-FX)

**X102** – Universal Resistance-Temperature Detector (URTD) input, Fiber optics interface, Versatile Link

**X104** – IRIG-B00X, incl. System Contact (Supervision Contact)

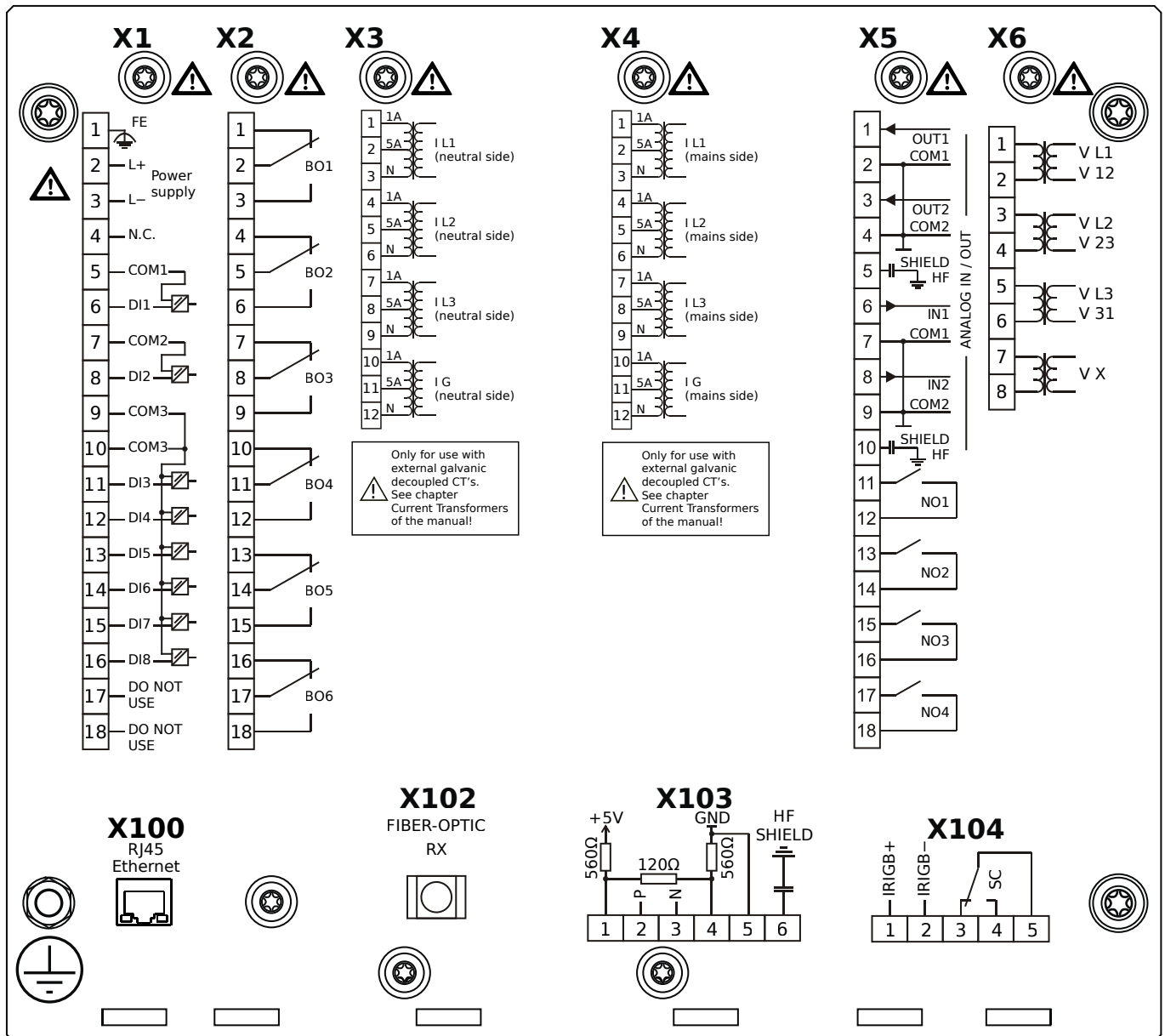
# MCDGV4-2B0AIA



## Housing B2, large display, door mounting

- X1** – DI8-X1: Wide-range power supply unit, incl. 2 non-grouped digital inputs and 6 grouped digital inputs
- X2** – OR6: Assembly Group with 6 Output Relays
- X3** – TI: Standard current measuring card (for the neutral side of the differential protection)
- X4** – TI: Standard current measuring card (for the mains side of the differential protection)
- X5** – AnIO2-OR4: Assembly Group with 2 Analog Inputs, 2 Analog Outputs and 4 Output Relays
- X6** – TU: Card with 4 voltage transformer measuring inputs
- X100** – Modbus TCP / DNP3.0 TCP/UDP, Ethernet interface, 100 Mbit/s, RJ45 (BASE100-FX)
- X102** – Universal Resistance-Temperature Detector (URTD) input, Fiber optics interface, Versatile Link
- X103** – IEC 60870-5-103 / Modbus RTU / DNP3.0 RTU, RS485, Terminals
- X104** – IRIG-B00X, incl. System Contact (Supervision Contact)

# MCDGV4-2B0AIB

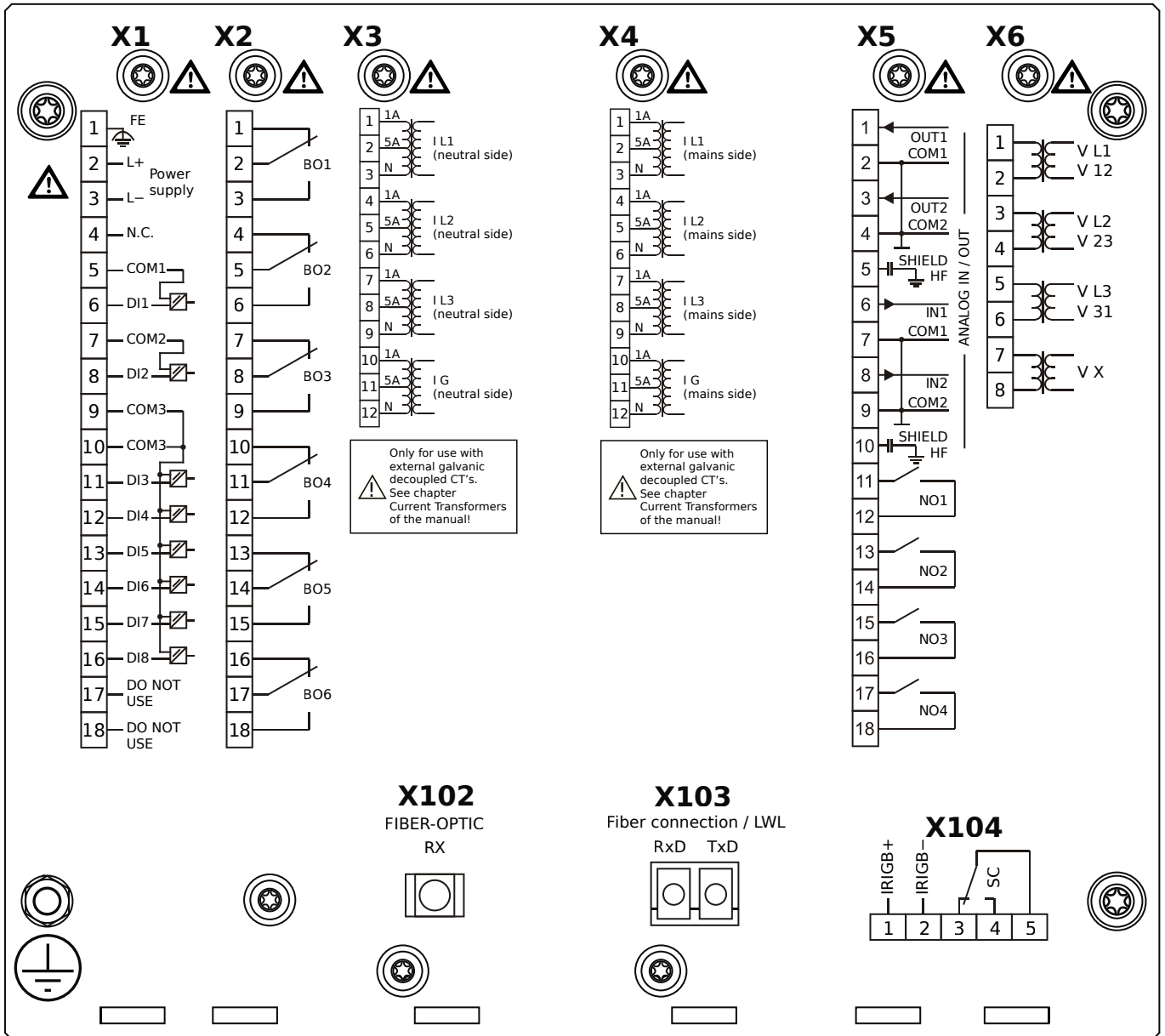


## Housing B2, large display, door mounting

+ Conformal Coating (for installations in harsh environment)

- X1** – DI8-X1: Wide-range power supply unit, incl. 2 non-grouped digital inputs and 6 grouped digital inputs
- X2** – OR6: Assembly Group with 6 Output Relays
- X3** – TI: Standard current measuring card (for the neutral side of the differential protection)
- X4** – TI: Standard current measuring card (for the mains side of the differential protection)
- X5** – AnIO2-OR4: Assembly Group with 2 Analog Inputs, 2 Analog Outputs and 4 Output Relays
- X6** – TU: Card with 4 voltage transformer measuring inputs
- X100** – Modbus TCP / DNP3.0 TCP/UDP, Ethernet interface, 100 Mbit/s, RJ45 (BASE100-FX)
- X102** – Universal Resistance-Temperature Detector (URTD) input, Fiber optics interface, Versatile Link
- X103** – IEC 60870-5-103 / Modbus RTU / DNP3.0 RTU, RS485, Terminals
- X104** – IRIG-B00X, incl. System Contact (Supervision Contact)

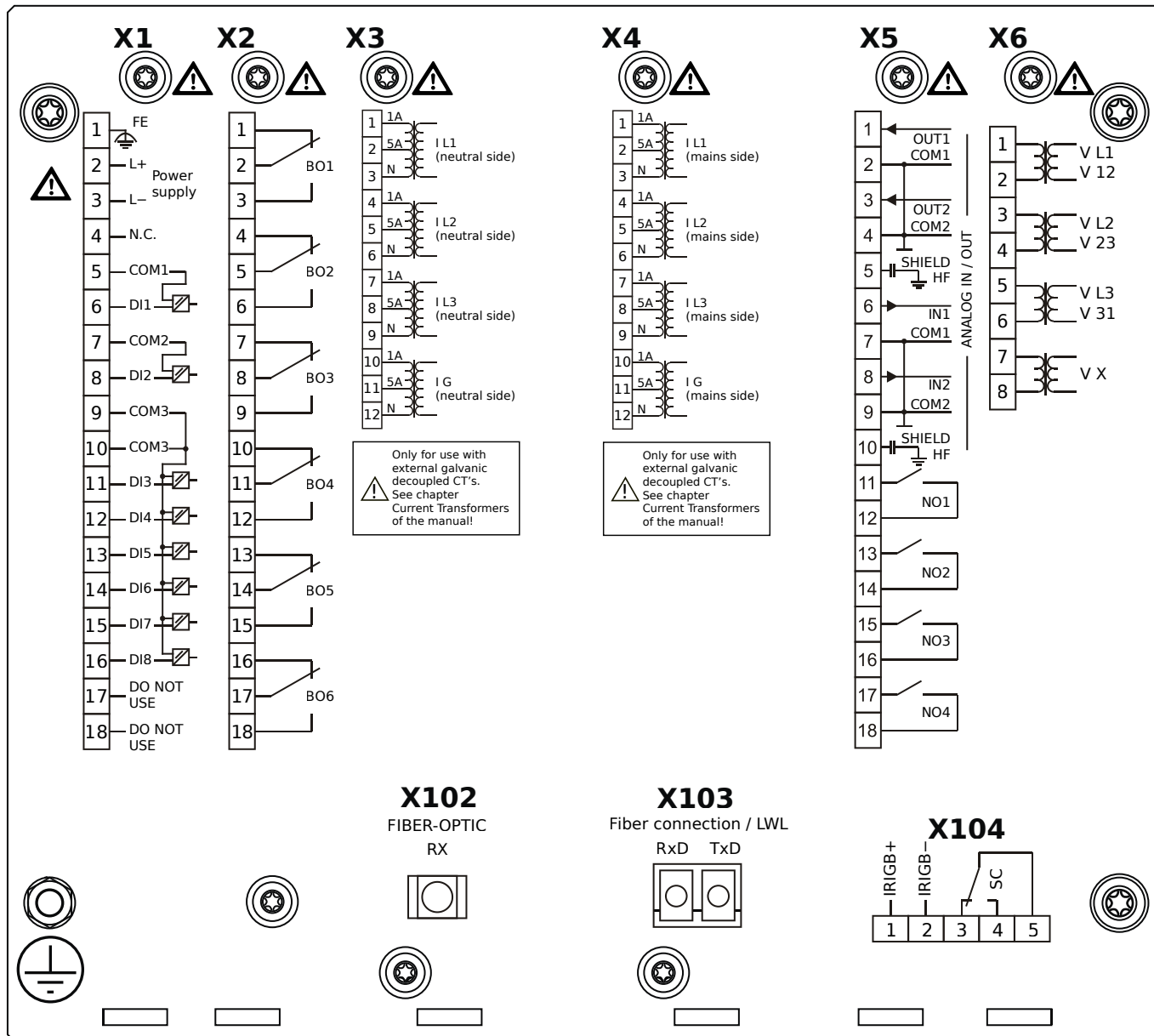
# MCDGV4-2B0AKA



## Housing B2, large display, door mounting

- X1** – DI8-X1: Wide-range power supply unit, incl. 2 non-grouped digital inputs and 6 grouped digital inputs
- X2** – OR6: Assembly Group with 6 Output Relays
- X3** – TI: Standard current measuring card (for the neutral side of the differential protection)
- X4** – TI: Standard current measuring card (for the mains side of the differential protection)
- X5** – AnIO2-OR4: Assembly Group with 2 Analog Inputs, 2 Analog Outputs and 4 Output Relays
- X6** – TU: Card with 4 voltage transformer measuring inputs
- X102** – Universal Resistance-Temperature Detector (URTD) input, Fiber optics interface, Versatile Link
- X103** – IEC 61850 / Modbus TCP / DNP3.0 TCP/UDP, Fiber optics interface, LC Connector
- X104** – IRIG-B00X, incl. System Contact (Supervision Contact)

# MCDGV4-2B0AKB

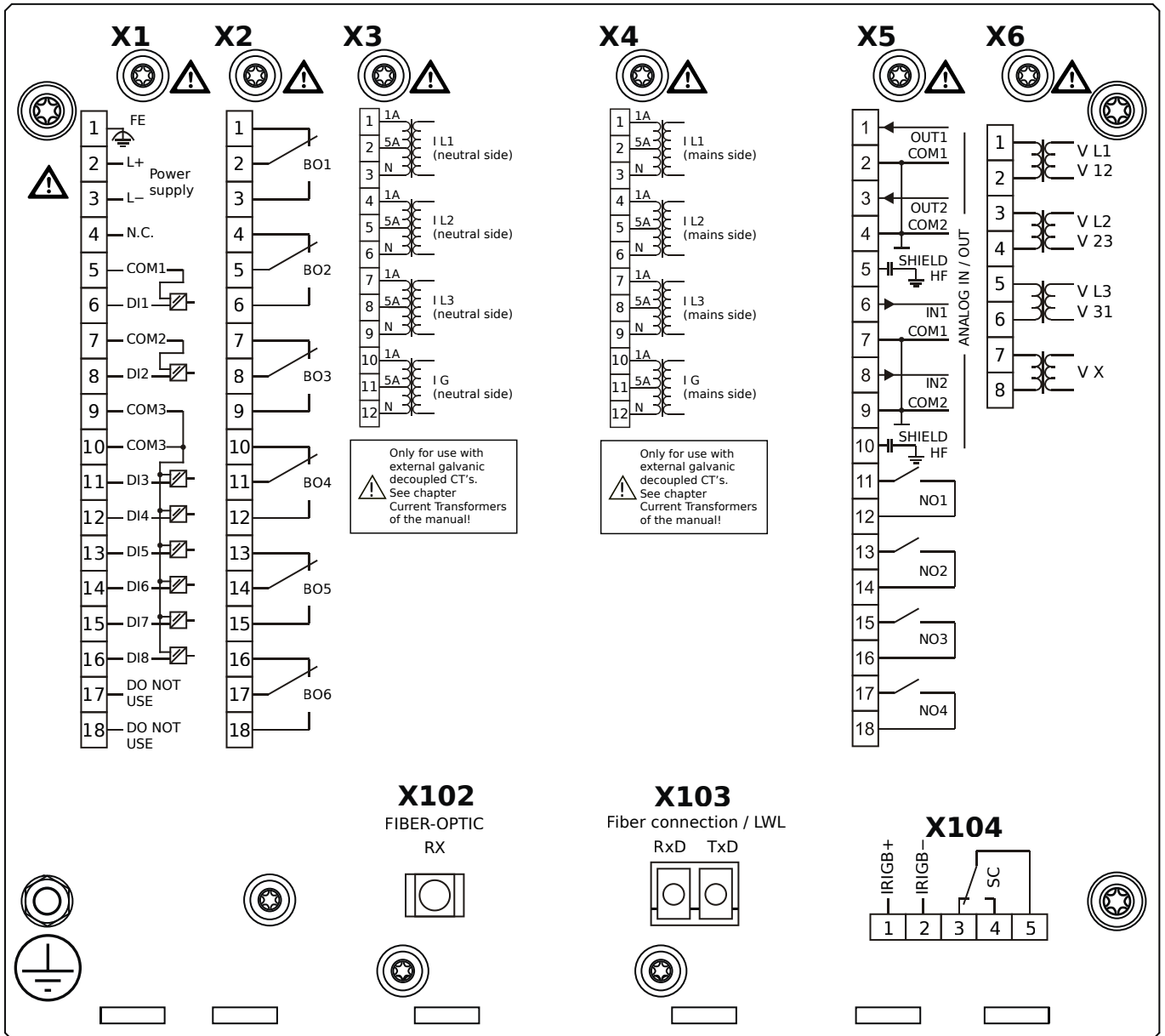


## Housing B2, large display, door mounting

+ Conformal Coating (for installations in harsh environment)

- X1** – DI8-X1: Wide-range power supply unit, incl. 2 non-grouped digital inputs and 6 grouped digital inputs
- X2** – OR6: Assembly Group with 6 Output Relays
- X3** – TI: Standard current measuring card (for the neutral side of the differential protection)
- X4** – TI: Standard current measuring card (for the mains side of the differential protection)
- X5** – AnIO2-OR4: Assembly Group with 2 Analog Inputs, 2 Analog Outputs and 4 Output Relays
- X6** – TU: Card with 4 voltage transformer measuring inputs
- X102** – Universal Resistance-Temperature Detector (URTD) input, Fiber optics interface, Versatile Link
- X103** – IEC 61850 / Modbus TCP / DNP3.0 TCP/UDP, Fiber optics interface, LC Connector
- X104** – IRIG-B00X, incl. System Contact (Supervision Contact)

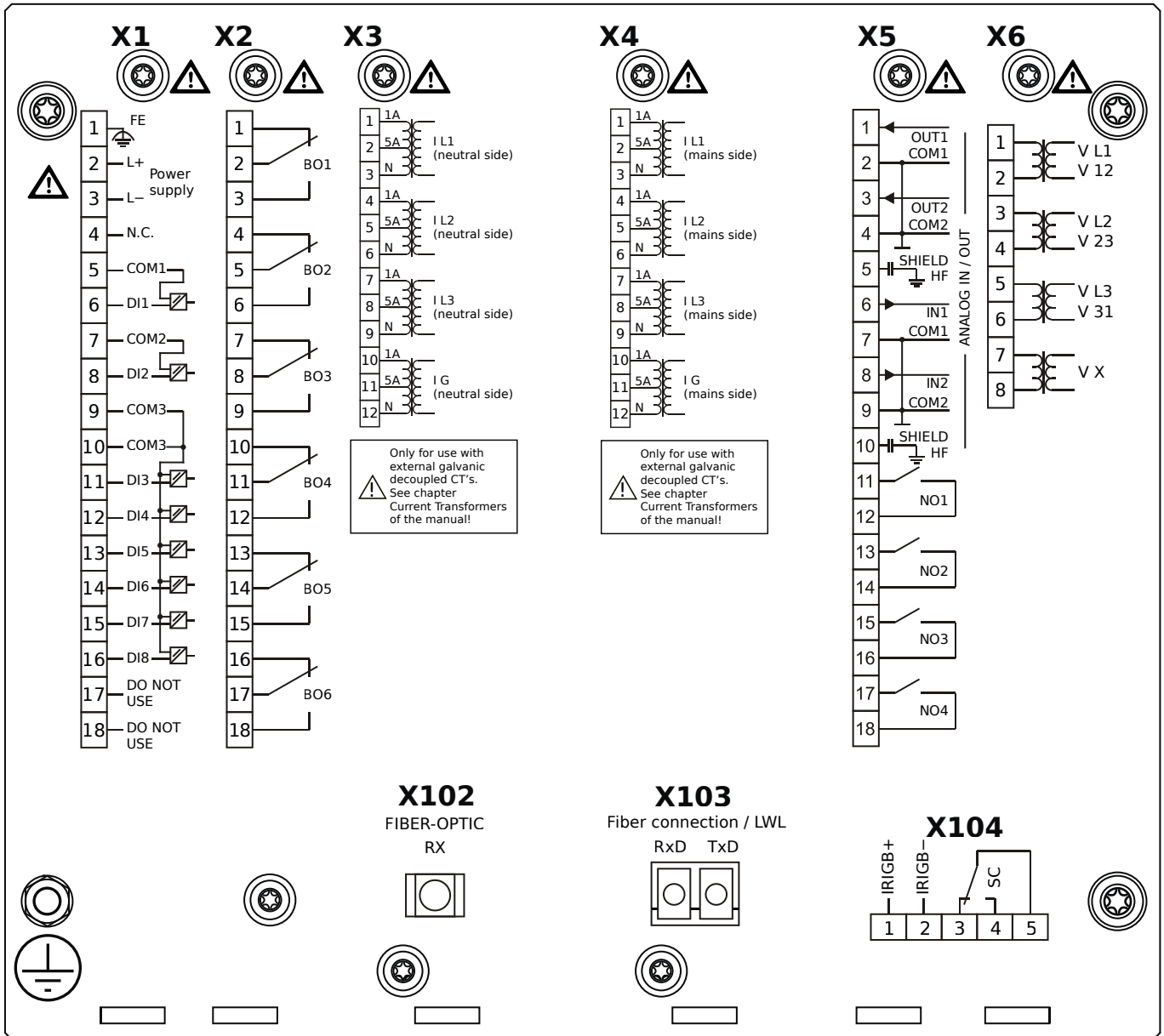
# MCDGV4-2B0ALA



## Housing B2, large display, door mounting

- X1** – DI8-X1: Wide-range power supply unit, incl. 2 non-grouped digital inputs and 6 grouped digital inputs
- X2** – OR6: Assembly Group with 6 Output Relays
- X3** – TI: Standard current measuring card (for the neutral side of the differential protection)
- X4** – TI: Standard current measuring card (for the mains side of the differential protection)
- X5** – AnIO2-OR4: Assembly Group with 2 Analog Inputs, 2 Analog Outputs and 4 Output Relays
- X6** – TU: Card with 4 voltage transformer measuring inputs
- X102** – Universal Resistance-Temperature Detector (URTD) input, Fiber optics interface, Versatile Link
- X103** – Modbus TCP / DNP3.0 TCP/UDP, Fiber optics interface, LC Connector
- X104** – IRIG-B00X, incl. System Contact (Supervision Contact)

# MCDGV4-2B0ALB

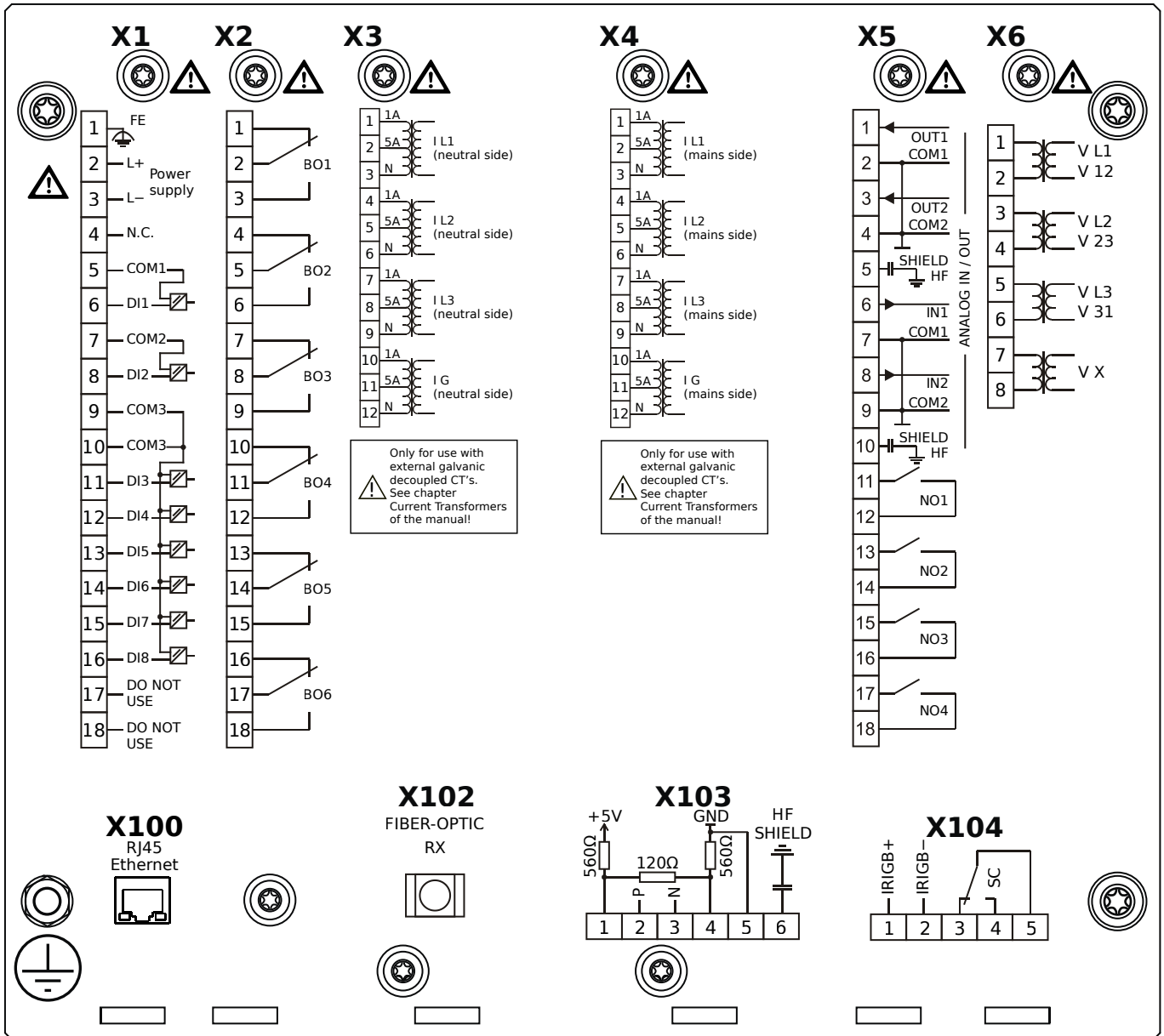


## Housing B2, large display, door mounting

+ Conformal Coating (for installations in harsh environment)

- X1** – DI8-X1: Wide-range power supply unit, incl. 2 non-grouped digital inputs and 6 grouped digital inputs
- X2** – OR6: Assembly Group with 6 Output Relays
- X3** – TI: Standard current measuring card (for the neutral side of the differential protection)
- X4** – TI: Standard current measuring card (for the mains side of the differential protection)
- X5** – AnIO2-OR4: Assembly Group with 2 Analog Inputs, 2 Analog Outputs and 4 Output Relays
- X6** – TU: Card with 4 voltage transformer measuring inputs
- X102** – Universal Resistance-Temperature Detector (URTD) input, Fiber optics interface, Versatile Link
- X103** – Modbus TCP / DNP3.0 TCP/UDP, Fiber optics interface, LC Connector
- X104** – IRIG-B00X, incl. System Contact (Supervision Contact)

# MCDGV4-2B0ATA

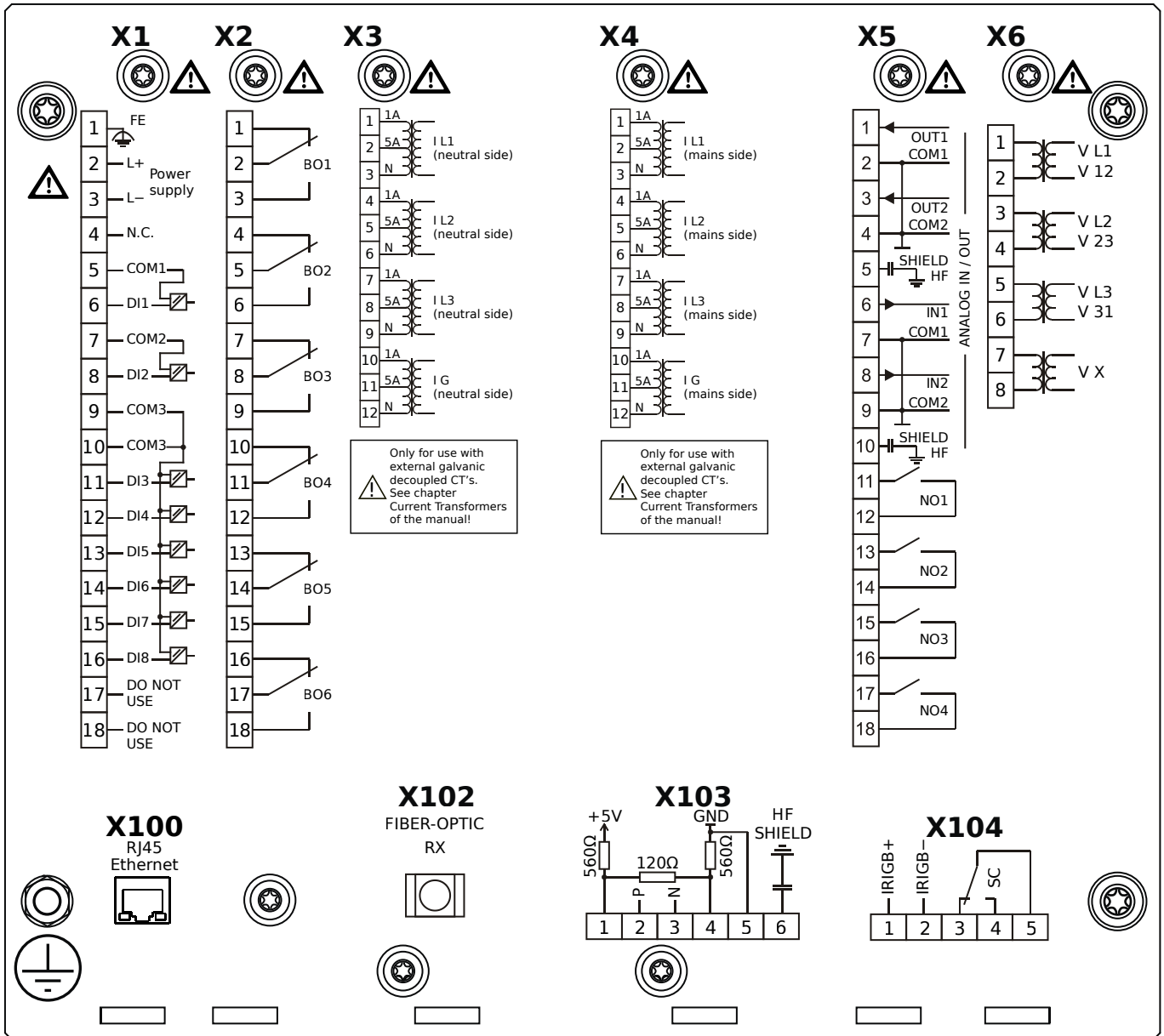


## Housing B2, large display, door mounting

- X1** – DI8-X1: Wide-range power supply unit, incl. 2 non-grouped digital inputs and 6 grouped digital inputs
- X2** – OR6: Assembly Group with 6 Output Relays
- X3** – TI: Standard current measuring card (for the neutral side of the differential protection)
- X4** – TI: Standard current measuring card (for the mains side of the differential protection)
- X5** – AnIO2-OR4: Assembly Group with 2 Analog Inputs, 2 Analog Outputs and 4 Output Relays
- X6** – TU: Card with 4 voltage transformer measuring inputs
- X100** – IEC 61850 / Modbus TCP / DNP3.0 TCP/UDP, Ethernet interface, 100 Mbit/s, RJ45 (BASE100-FX)
- X102** – Universal Resistance-Temperature Detector (URTD) input, Fiber optics interface, Versatile Link
- X103** – IEC 60870-5-103 / Modbus RTU / DNP3.0 RTU, RS485, Terminals
- X104** – IRIG-B00X, incl. System Contact (Supervision Contact)



# MCDGV4-2B0ATB

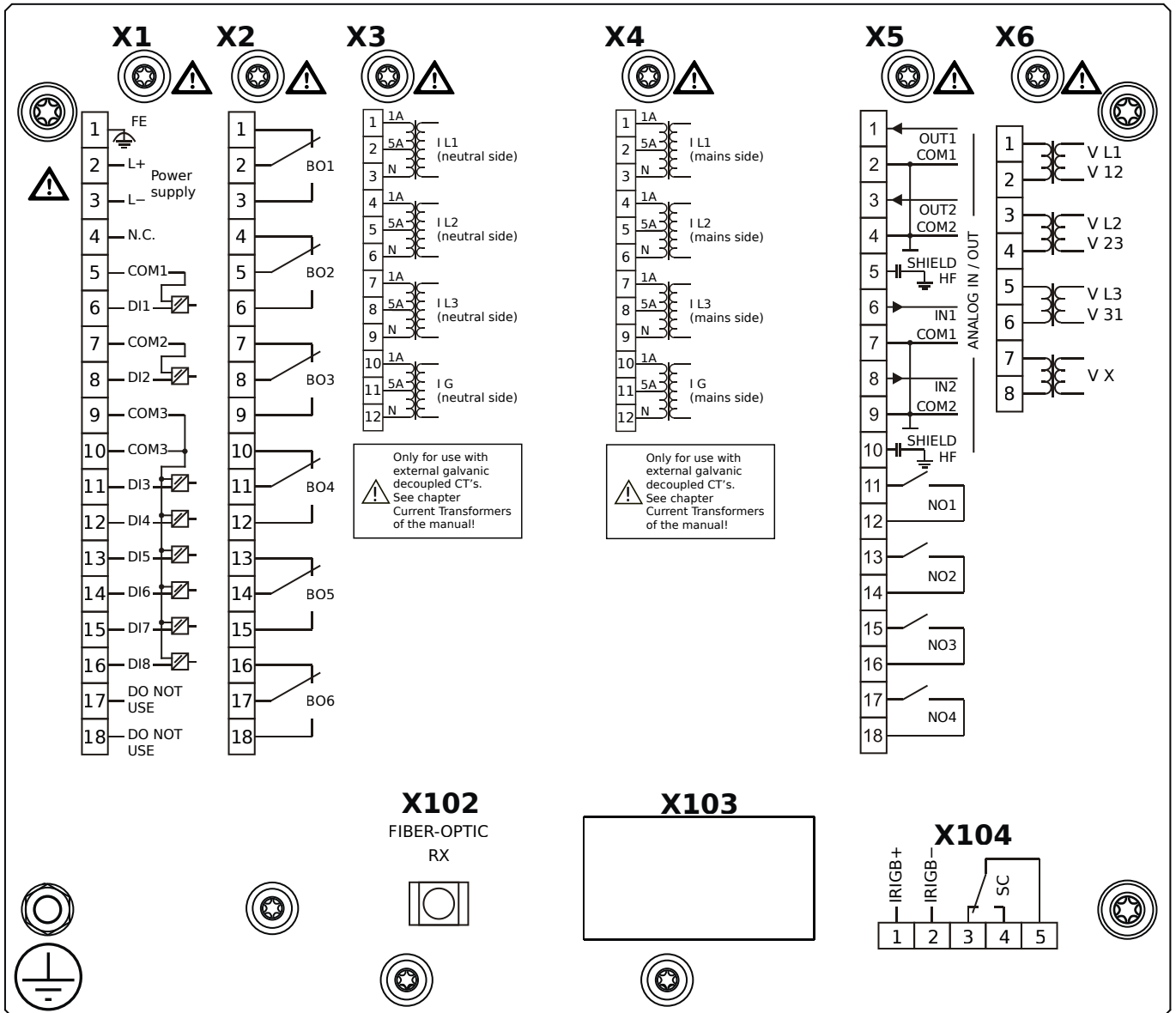


## Housing B2, large display, door mounting

+ Conformal Coating (for installations in harsh environment)

- X1** – DI8-X1: Wide-range power supply unit, incl. 2 non-grouped digital inputs and 6 grouped digital inputs
- X2** – OR6: Assembly Group with 6 Output Relays
- X3** – TI: Standard current measuring card (for the neutral side of the differential protection)
- X4** – TI: Standard current measuring card (for the mains side of the differential protection)
- X5** – AnIO2-OR4: Assembly Group with 2 Analog Inputs, 2 Analog Outputs and 4 Output Relays
- X6** – TU: Card with 4 voltage transformer measuring inputs
- X100** – IEC 61850 / Modbus TCP / DNP3.0 TCP/UDP, Ethernet interface, 100 Mbit/s, RJ45 (BASE100-FX)
- X102** – Universal Resistance-Temperature Detector (URTD) input, Fiber optics interface, Versatile Link
- X103** – IEC 60870-5-103 / Modbus RTU / DNP3.0 RTU, RS485, Terminals
- X104** – IRIG-B00X, incl. System Contact (Supervision Contact)

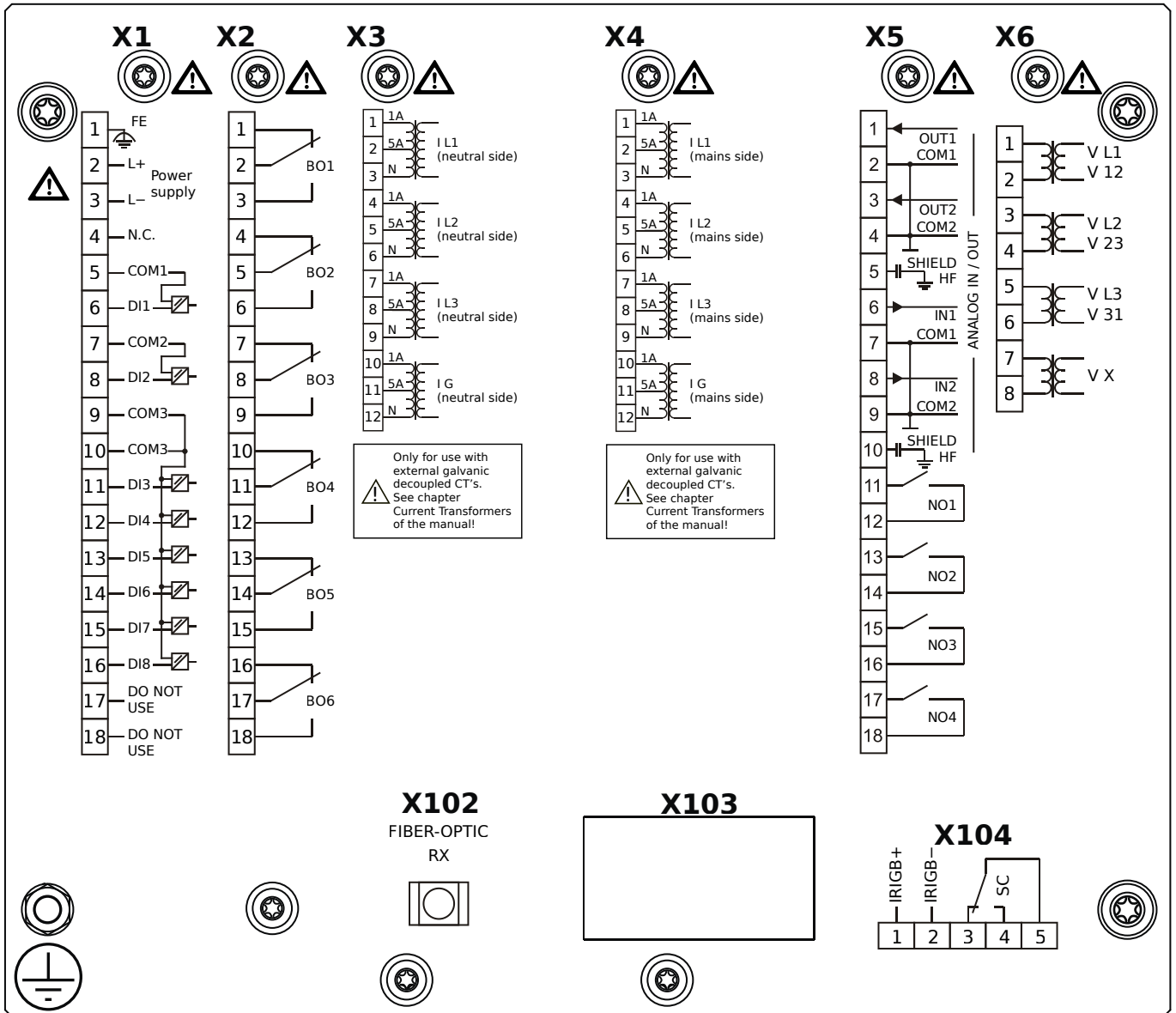
# MCDGV4-2B0BAA



## Housing B2, large display, 19" rack mounting

- X1** – DI8-X1: Wide-range power supply unit, incl. 2 non-grouped digital inputs and 6 grouped digital inputs
- X2** – OR6: Assembly Group with 6 Output Relays
- X3** – TI: Standard current measuring card (for the neutral side of the differential protection)
- X4** – TI: Standard current measuring card (for the mains side of the differential protection)
- X5** – AnIO2-OR4: Assembly Group with 2 Analog Inputs, 2 Analog Outputs and 4 Output Relays
- X6** – TU: Card with 4 voltage transformer measuring inputs
- X102** – Universal Resistance-Temperature Detector (URTD) input, Fiber optics interface, Versatile Link
- X104** – IRIG-B00X, incl. System Contact (Supervision Contact)

# MCDGV4-2B0BAB

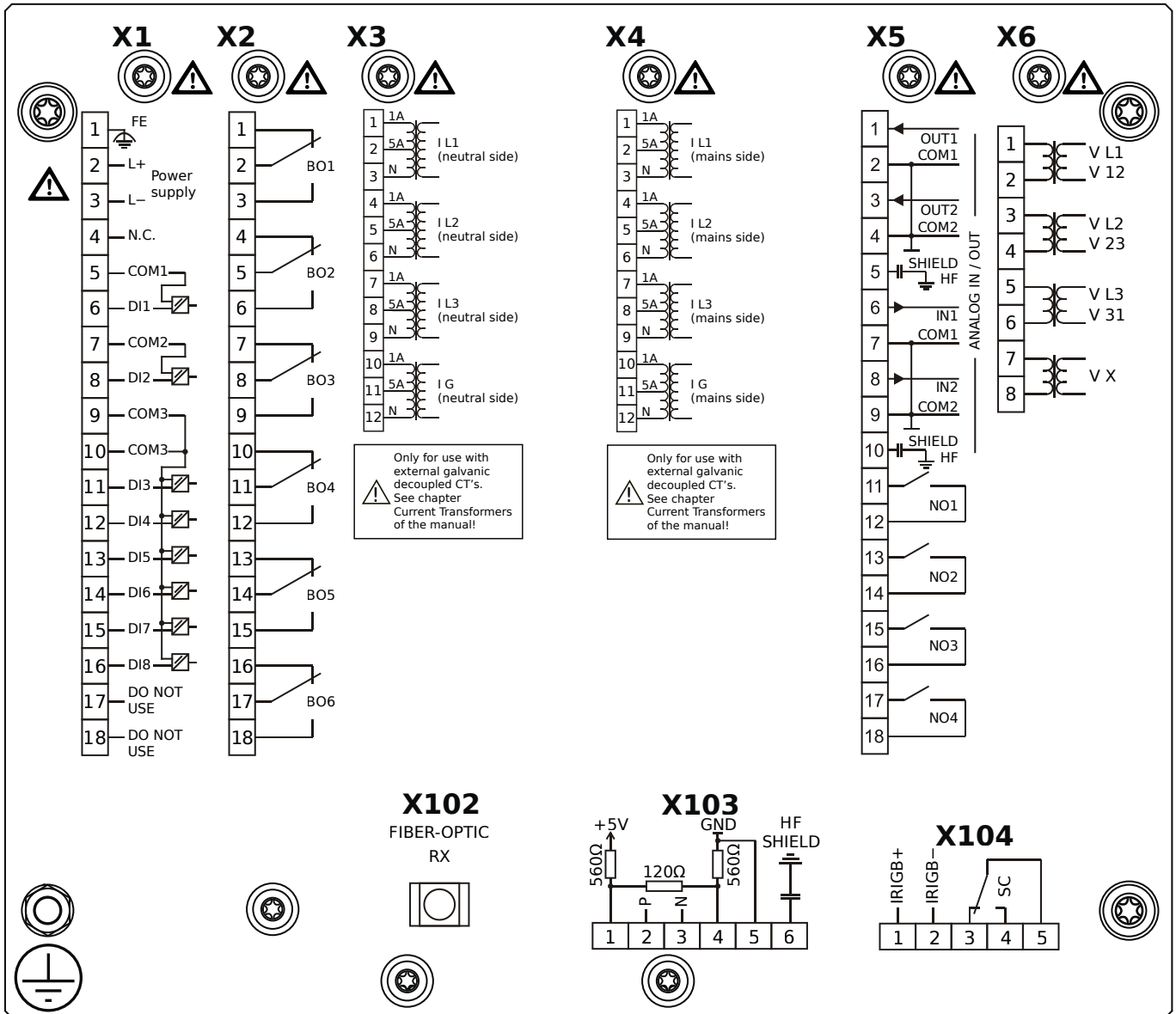


## Housing B2, large display, 19" rack mounting

+ Conformal Coating (for installations in harsh environment)

- X1** – DI8-X1: Wide-range power supply unit, incl. 2 non-grouped digital inputs and 6 grouped digital inputs
- X2** – OR6: Assembly Group with 6 Output Relays
- X3** – TI: Standard current measuring card (for the neutral side of the differential protection)
- X4** – TI: Standard current measuring card (for the mains side of the differential protection)
- X5** – AnIO2-OR4: Assembly Group with 2 Analog Inputs, 2 Analog Outputs and 4 Output Relays
- X6** – TU: Card with 4 voltage transformer measuring inputs
- X102** – Universal Resistance-Temperature Detector (URTD) input, Fiber optics interface, Versatile Link
- X104** – IRIG-B00X, incl. System Contact (Supervision Contact)

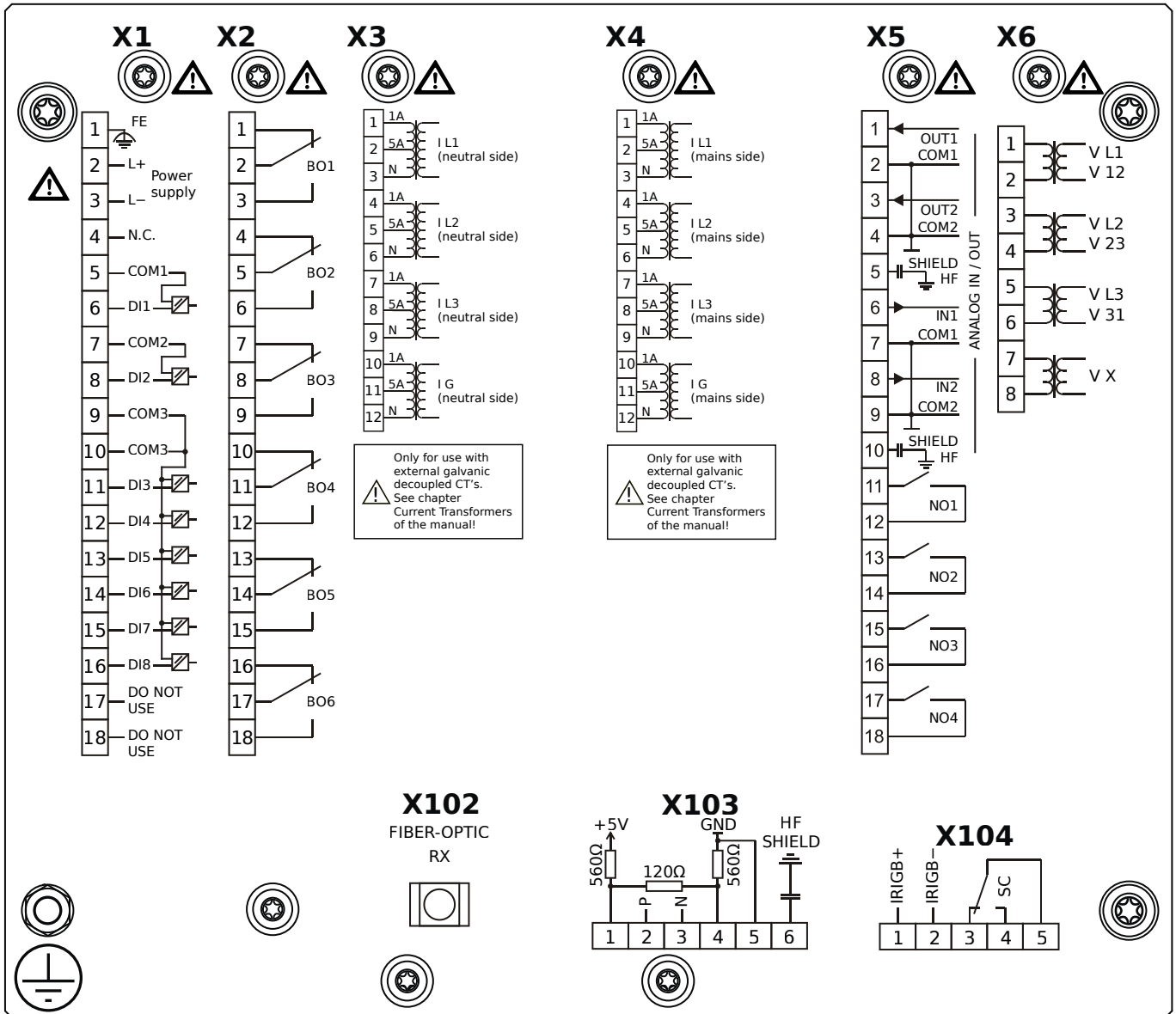
# MCDGV4-2B0BBA



## Housing B2, large display, 19" rack mounting

- X1** – DI8-X1: Wide-range power supply unit, incl. 2 non-grouped digital inputs and 6 grouped digital inputs
- X2** – OR6: Assembly Group with 6 Output Relays
- X3** – TI: Standard current measuring card (for the neutral side of the differential protection)
- X4** – TI: Standard current measuring card (for the mains side of the differential protection)
- X5** – AnIO2-OR4: Assembly Group with 2 Analog Inputs, 2 Analog Outputs and 4 Output Relays
- X6** – TU: Card with 4 voltage transformer measuring inputs
- X102** – Universal Resistance-Temperature Detector (URTD) input, Fiber optics interface, Versatile Link
- X103** – Modbus RTU / IEC 60870-5-103 / DNP3.0 RTU, RS485, Terminals
- X104** – IRIG-B00X, incl. System Contact (Supervision Contact)

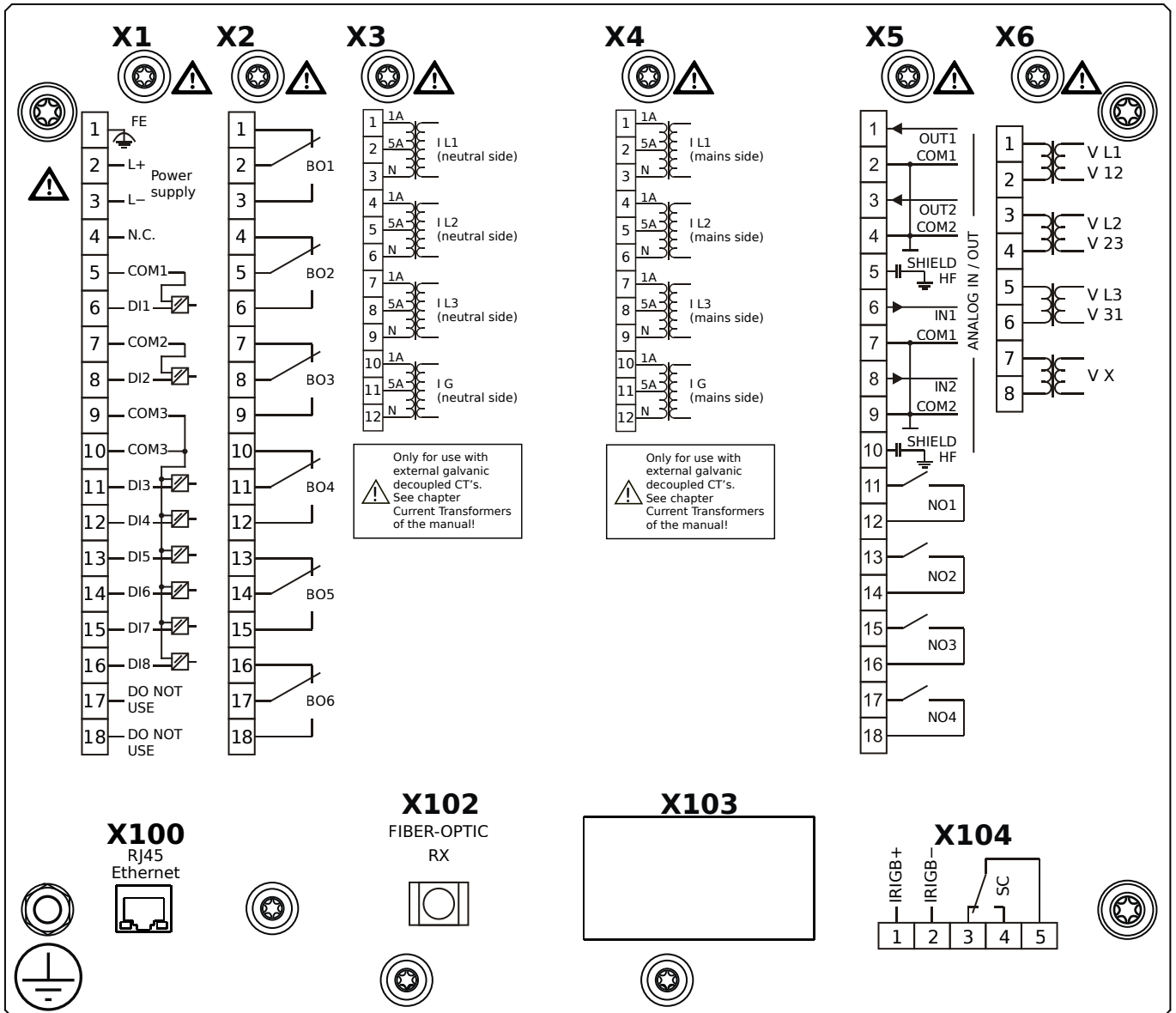
# MCDGV4-2B0BBB



## Housing B2, large display, 19" rack mounting

- + Conformal Coating (for installations in harsh environment)
- X1** – DI8-X1: Wide-range power supply unit, incl. 2 non-grouped digital inputs and 6 grouped digital inputs
- X2** – OR6: Assembly Group with 6 Output Relays
- X3** – TI: Standard current measuring card (for the neutral side of the differential protection)
- X4** – TI: Standard current measuring card (for the mains side of the differential protection)
- X5** – AnIO2-OR4: Assembly Group with 2 Analog Inputs, 2 Analog Outputs and 4 Output Relays
- X6** – TU: Card with 4 voltage transformer measuring inputs
- X102** – Universal Resistance-Temperature Detector (URTD) input, Fiber optics interface, Versatile Link
- X103** – Modbus RTU / IEC 60870-5-103 / DNP3.0 RTU, RS485, Terminals
- X104** – IRIG-B00X, incl. System Contact (Supervision Contact)

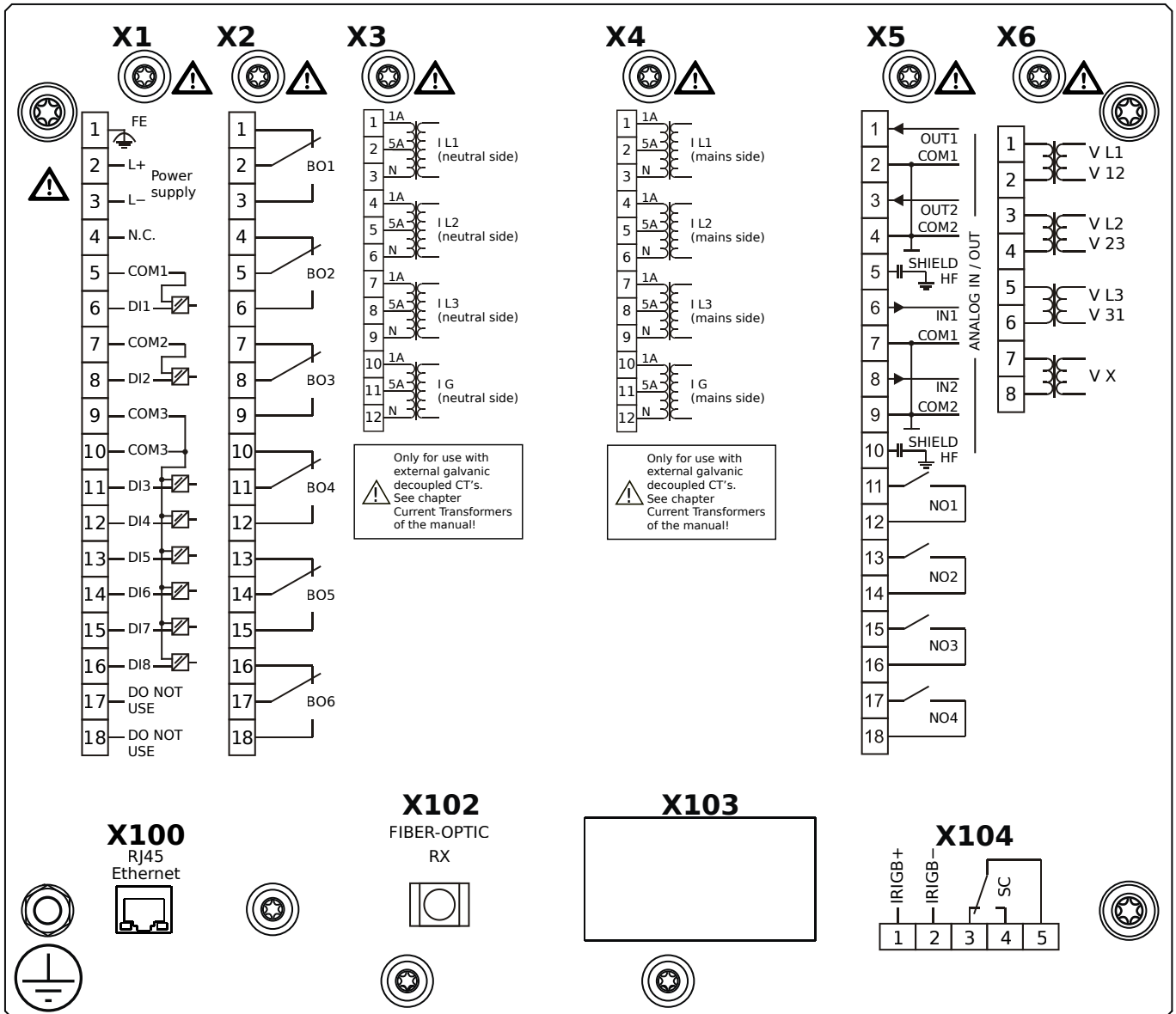
# MCDGV4-2B0BCA



## Housing B2, large display, 19" rack mounting

- X1** – DI8-X1: Wide-range power supply unit, incl. 2 non-grouped digital inputs and 6 grouped digital inputs
- X2** – OR6: Assembly Group with 6 Output Relays
- X3** – TI: Standard current measuring card (for the neutral side of the differential protection)
- X4** – TI: Standard current measuring card (for the mains side of the differential protection)
- X5** – AnIO2-OR4: Assembly Group with 2 Analog Inputs, 2 Analog Outputs and 4 Output Relays
- X6** – TU: Card with 4 voltage transformer measuring inputs
- X100** – Modbus TCP / DNP3.0 TCP/UDP, Ethernet interface, 100 Mbit/s, RJ45 (BASE100-FX)
- X102** – Universal Resistance-Temperature Detector (URTD) input, Fiber optics interface, Versatile Link
- X104** – IRIG-B00X, incl. System Contact (Supervision Contact)

# MCDGV4-2B0BCB

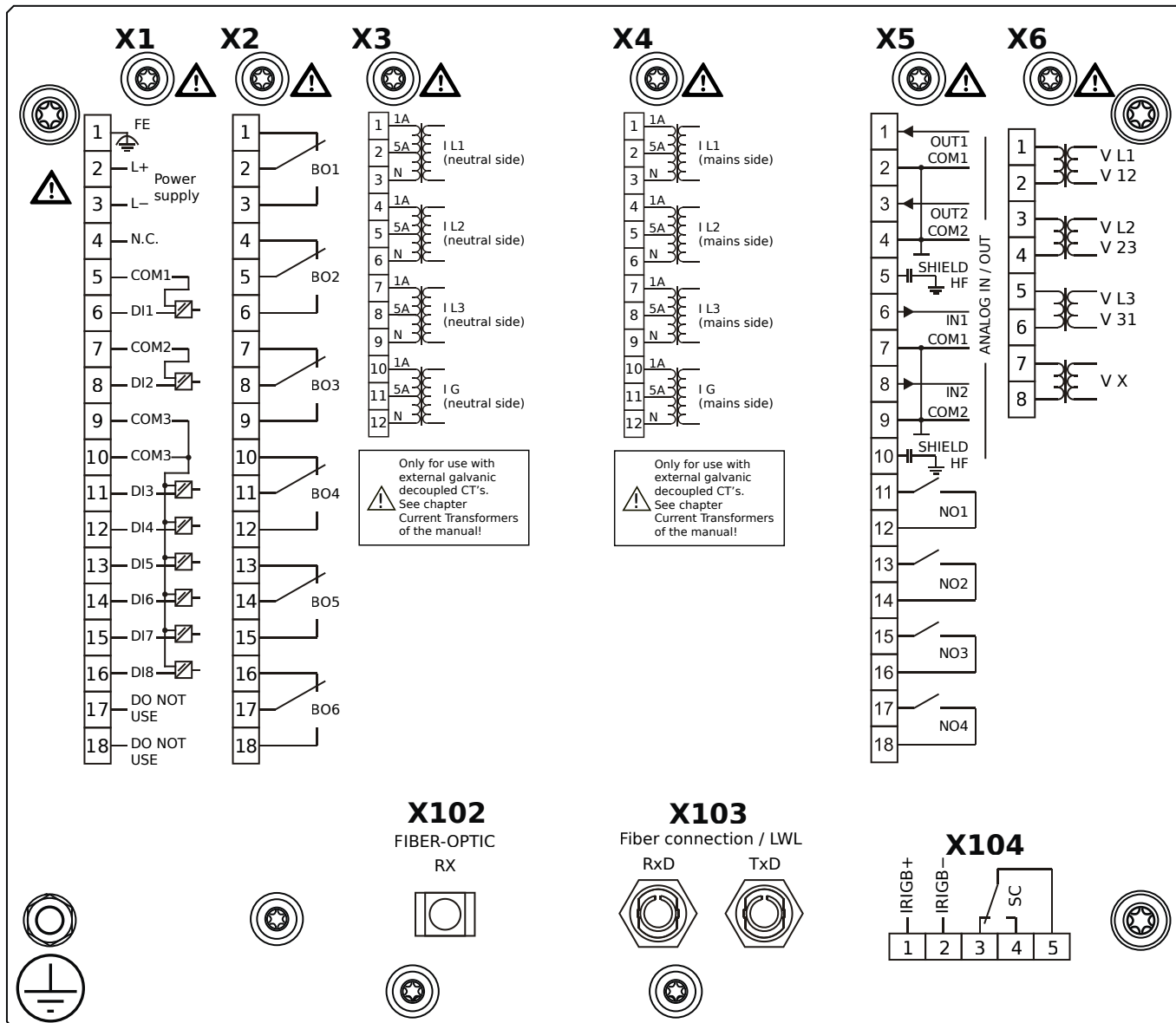


## Housing B2, large display, 19" rack mounting

+ Conformal Coating (for installations in harsh environment)

- X1** – DI8-X1: Wide-range power supply unit, incl. 2 non-grouped digital inputs and 6 grouped digital inputs
- X2** – OR6: Assembly Group with 6 Output Relays
- X3** – TI: Standard current measuring card (for the neutral side of the differential protection)
- X4** – TI: Standard current measuring card (for the mains side of the differential protection)
- X5** – AnIO2-OR4: Assembly Group with 2 Analog Inputs, 2 Analog Outputs and 4 Output Relays
- X6** – TU: Card with 4 voltage transformer measuring inputs
- X100** – Modbus TCP / DNP3.0 TCP/UDP, Ethernet interface, 100 Mbit/s, RJ45 (BASE100-FX)
- X102** – Universal Resistance-Temperature Detector (URTD) input, Fiber optics interface, Versatile Link
- X104** – IRIG-B00X, incl. System Contact (Supervision Contact)

# MCDGV4-2B0BDA

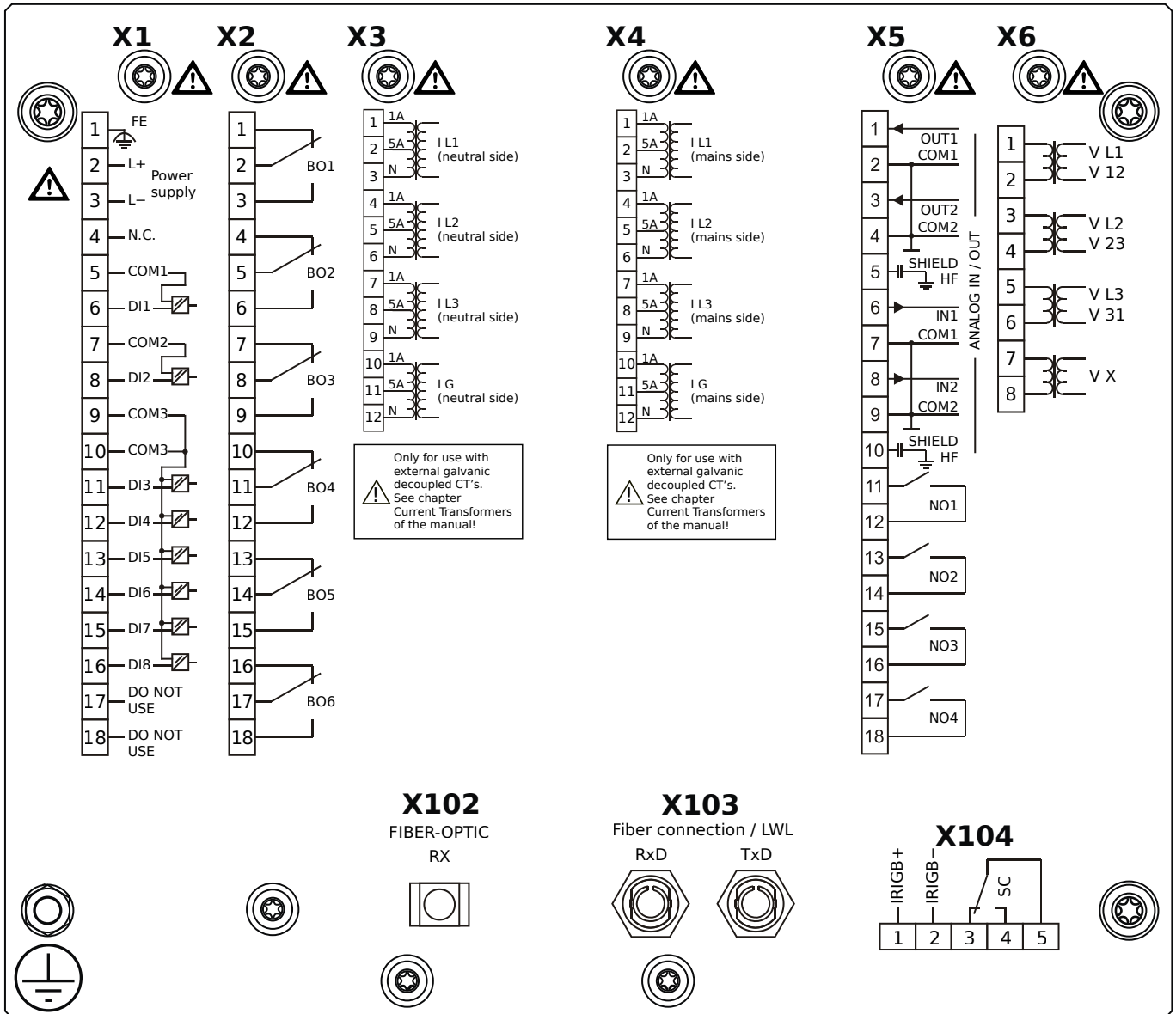


## Housing B2, large display, 19" rack mounting

- X1** – DI8-X1: Wide-range power supply unit, incl. 2 non-grouped digital inputs and 6 grouped digital inputs
- X2** – OR6: Assembly Group with 6 Output Relays
- X3** – TI: Standard current measuring card (for the neutral side of the differential protection)
- X4** – TI: Standard current measuring card (for the mains side of the differential protection)
- X5** – AnIO2-OR4: Assembly Group with 2 Analog Inputs, 2 Analog Outputs and 4 Output Relays
- X6** – TU: Card with 4 voltage transformer measuring inputs
- X102** – Universal Resistance-Temperature Detector (URTD) input, Fiber optics interface, Versatile Link
- X103** – Profibus-DP, Fiber optics interface, ST Connector
- X104** – IRIG-B00X, incl. System Contact (Supervision Contact)



# MCDGV4-2B0BDB

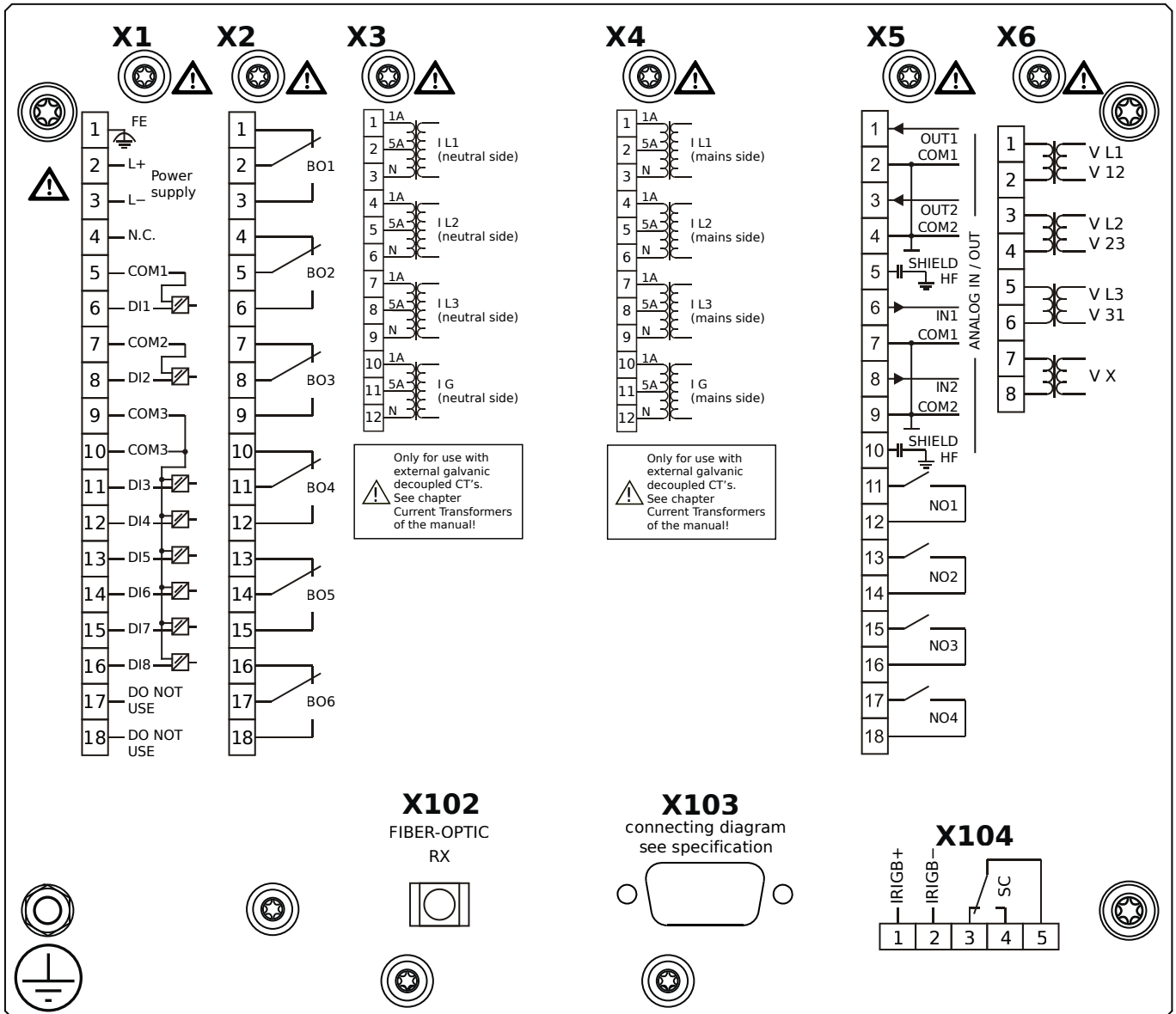


## Housing B2, large display, 19" rack mounting

+ Conformal Coating (for installations in harsh environment)

- X1** – DI8-X1: Wide-range power supply unit, incl. 2 non-grouped digital inputs and 6 grouped digital inputs
- X2** – OR6: Assembly Group with 6 Output Relays
- X3** – TI: Standard current measuring card (for the neutral side of the differential protection)
- X4** – TI: Standard current measuring card (for the mains side of the differential protection)
- X5** – AnIO2-OR4: Assembly Group with 2 Analog Inputs, 2 Analog Outputs and 4 Output Relays
- X6** – TU: Card with 4 voltage transformer measuring inputs
- X102** – Universal Resistance-Temperature Detector (URTD) input, Fiber optics interface, Versatile Link
- X103** – Profibus-DP, Fiber optics interface, ST Connector
- X104** – IRIG-B00X, incl. System Contact (Supervision Contact)

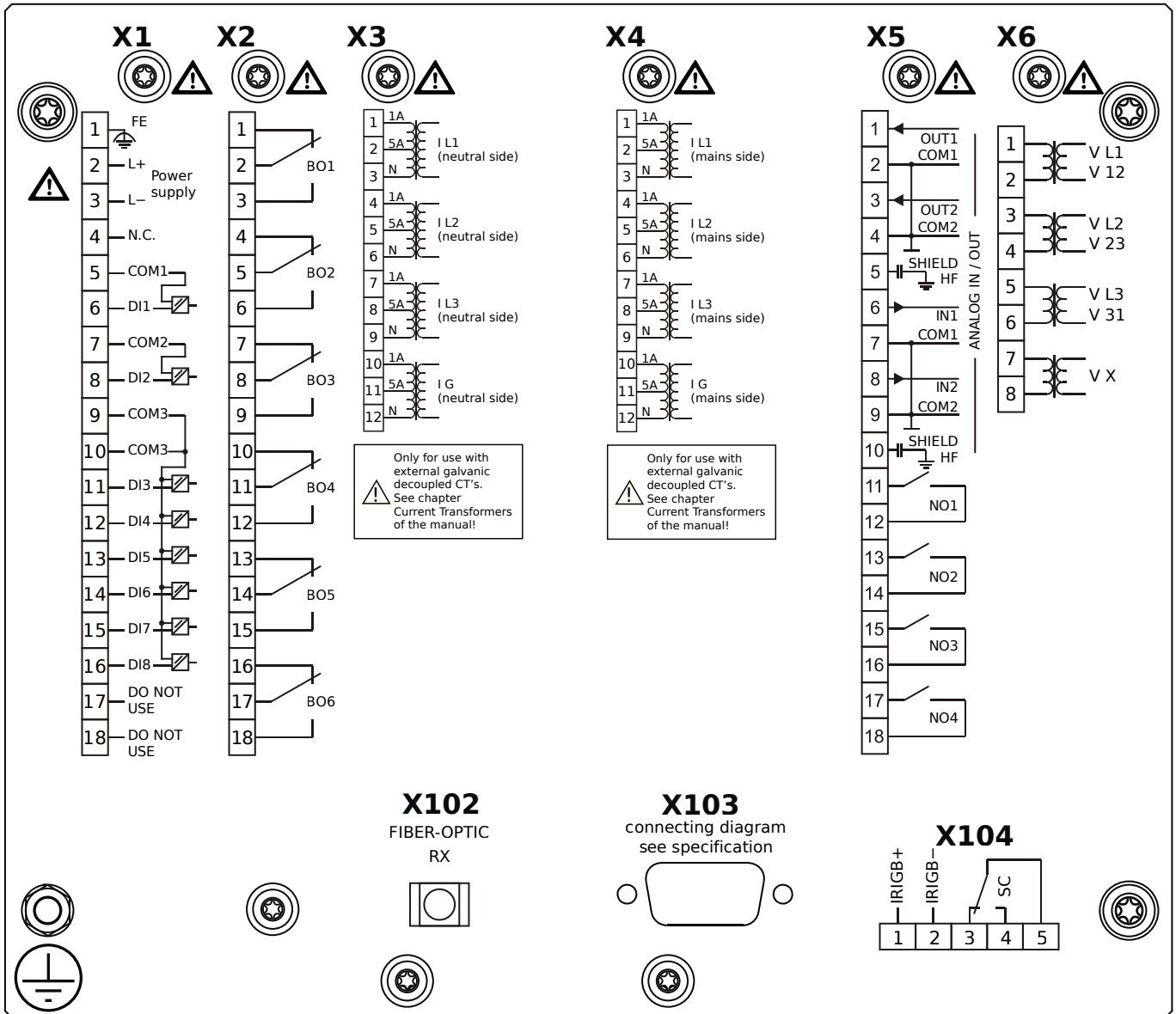
# MCDGV4-2B0BEA



## Housing B2, large display, 19" rack mounting

- X1** – DI8-X1: Wide-range power supply unit, incl. 2 non-grouped digital inputs and 6 grouped digital inputs
- X2** – OR6: Assembly Group with 6 Output Relays
- X3** – TI: Standard current measuring card (for the neutral side of the differential protection)
- X4** – TI: Standard current measuring card (for the mains side of the differential protection)
- X5** – AnIO2-OR4: Assembly Group with 2 Analog Inputs, 2 Analog Outputs and 4 Output Relays
- X6** – TU: Card with 4 voltage transformer measuring inputs
- X102** – Universal Resistance-Temperature Detector (URTD) input, Fiber optics interface, Versatile Link
- X103** – Profibus-DP, RS485, D-SUB
- X104** – IRIG-B00X, incl. System Contact (Supervision Contact)

# MCDGV4-2B0BEB

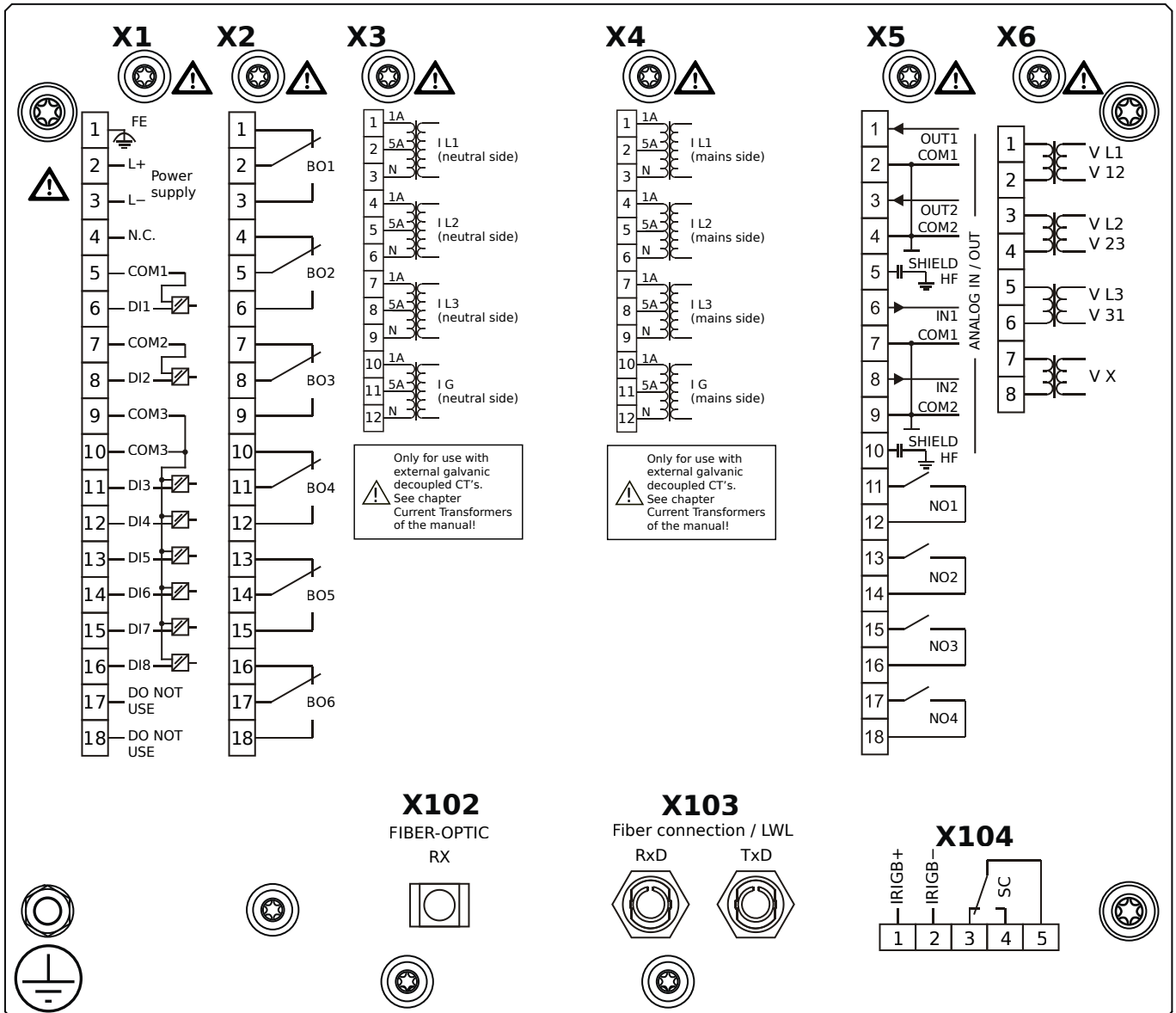


## Housing B2, large display, 19" rack mounting

+ Conformal Coating (for installations in harsh environment)

- X1** – DI8-X1: Wide-range power supply unit, incl. 2 non-grouped digital inputs and 6 grouped digital inputs
- X2** – OR6: Assembly Group with 6 Output Relays
- X3** – TI: Standard current measuring card (for the neutral side of the differential protection)
- X4** – TI: Standard current measuring card (for the mains side of the differential protection)
- X5** – AnIO2-OR4: Assembly Group with 2 Analog Inputs, 2 Analog Outputs and 4 Output Relays
- X6** – TU: Card with 4 voltage transformer measuring inputs
- X102** – Universal Resistance-Temperature Detector (URTD) input, Fiber optics interface, Versatile Link
- X103** – Profibus-DP, RS485, D-SUB
- X104** – IRIG-B00X, incl. System Contact (Supervision Contact)

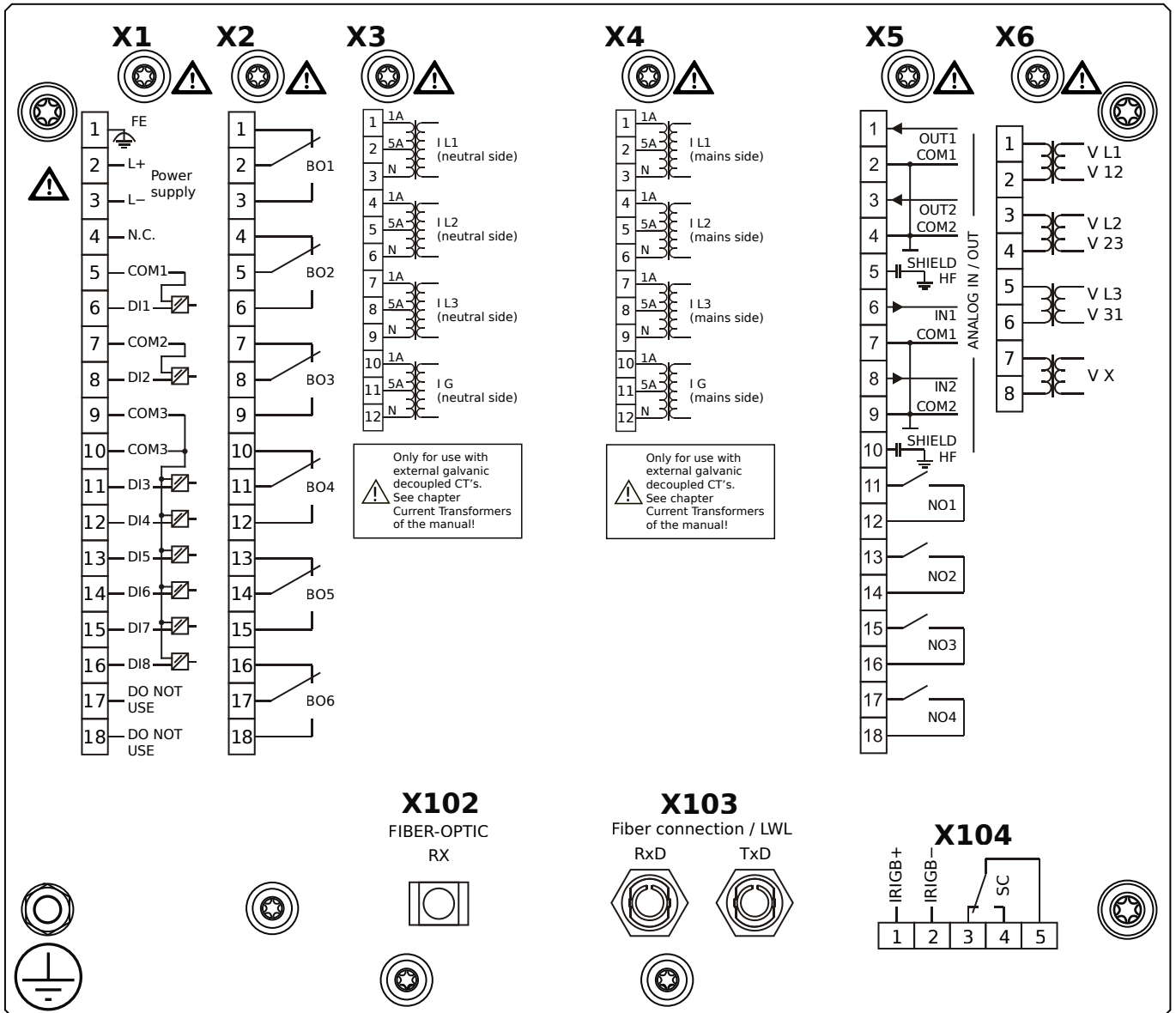
# MCDGV4-2B0BFA



## Housing B2, large display, 19" rack mounting

- X1** – DI8-X1: Wide-range power supply unit, incl. 2 non-grouped digital inputs and 6 grouped digital inputs
- X2** – OR6: Assembly Group with 6 Output Relays
- X3** – TI: Standard current measuring card (for the neutral side of the differential protection)
- X4** – TI: Standard current measuring card (for the mains side of the differential protection)
- X5** – AnIO2-OR4: Assembly Group with 2 Analog Inputs, 2 Analog Outputs and 4 Output Relays
- X6** – TU: Card with 4 voltage transformer measuring inputs
- X102** – Universal Resistance-Temperature Detector (URTD) input, Fiber optics interface, Versatile Link
- X103** – Modbus RTU / IEC 60870-5-103 / DNP3.0 RTU, Fiber optics interface, ST Connector
- X104** – IRIG-B00X, incl. System Contact (Supervision Contact)

# MCDGV4-2B0BFB

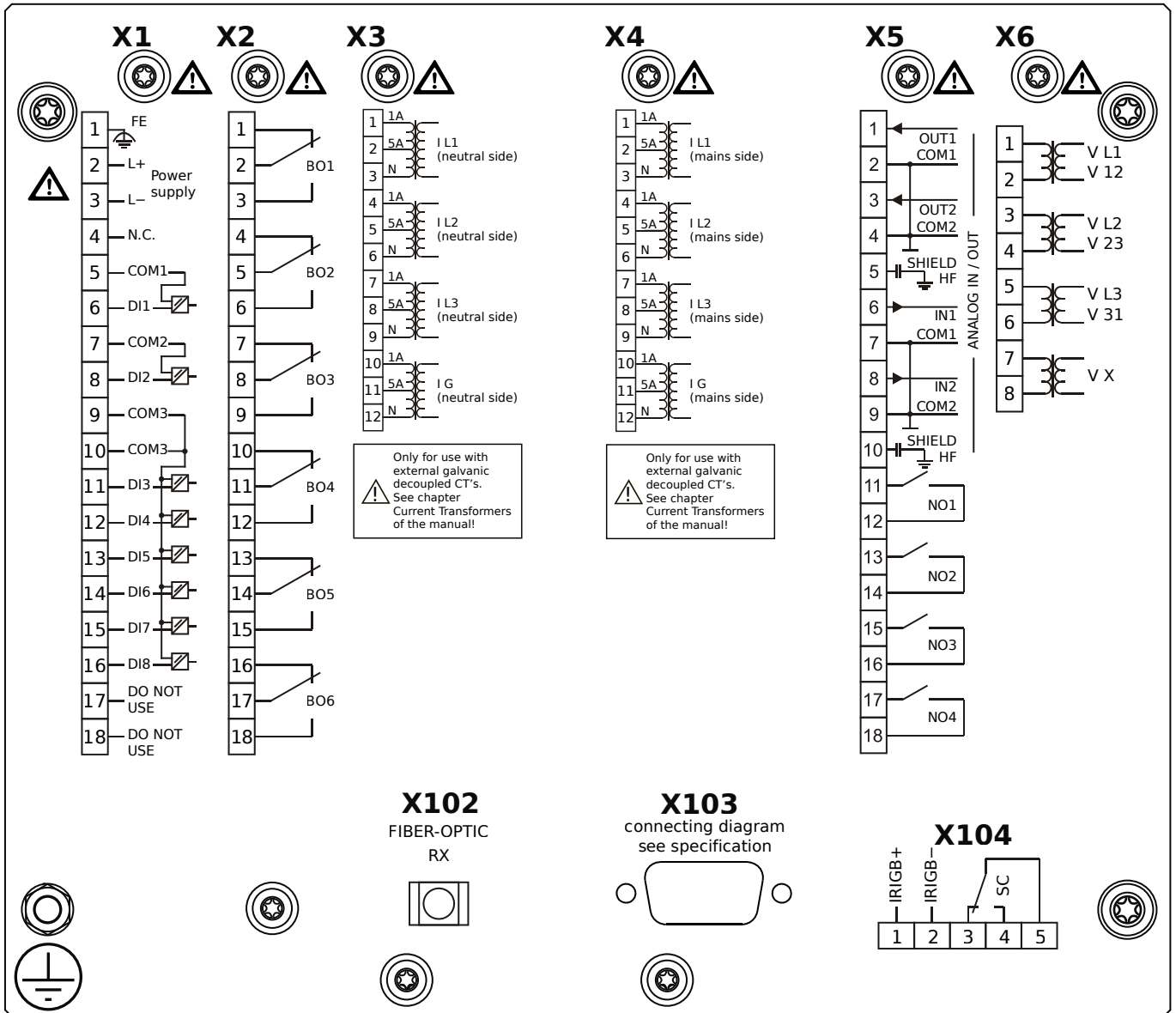


## Housing B2, large display, 19" rack mounting

+ Conformal Coating (for installations in harsh environment)

- X1** – DI8-X1: Wide-range power supply unit, incl. 2 non-grouped digital inputs and 6 grouped digital inputs
- X2** – OR6: Assembly Group with 6 Output Relays
- X3** – TI: Standard current measuring card (for the neutral side of the differential protection)
- X4** – TI: Standard current measuring card (for the mains side of the differential protection)
- X5** – AnIO2-OR4: Assembly Group with 2 Analog Inputs, 2 Analog Outputs and 4 Output Relays
- X6** – TU: Card with 4 voltage transformer measuring inputs
- X102** – Universal Resistance-Temperature Detector (URTD) input, Fiber optics interface, Versatile Link
- X103** – Modbus RTU / IEC 60870-5-103 / DNP3.0 RTU, Fiber optics interface, ST Connector
- X104** – IRIG-B00X, incl. System Contact (Supervision Contact)

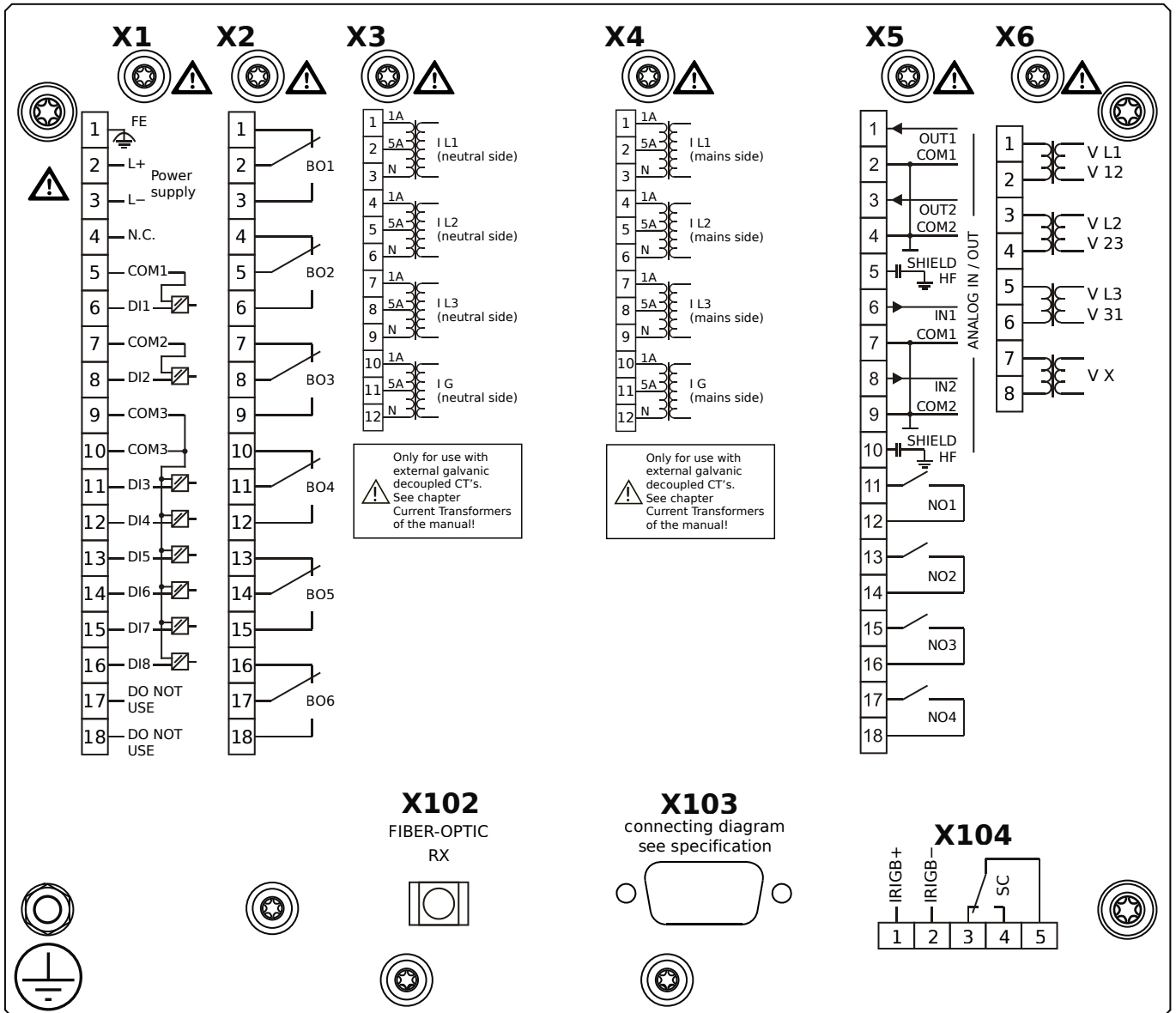
# MCDGV4-2B0BGA



## Housing B2, large display, 19" rack mounting

- X1** – DI8-X1: Wide-range power supply unit, incl. 2 non-grouped digital inputs and 6 grouped digital inputs
- X2** – OR6: Assembly Group with 6 Output Relays
- X3** – TI: Standard current measuring card (for the neutral side of the differential protection)
- X4** – TI: Standard current measuring card (for the mains side of the differential protection)
- X5** – AnIO2-OR4: Assembly Group with 2 Analog Inputs, 2 Analog Outputs and 4 Output Relays
- X6** – TU: Card with 4 voltage transformer measuring inputs
- X102** – Universal Resistance-Temperature Detector (URTD) input, Fiber optics interface, Versatile Link
- X103** – Modbus RTU / IEC 60870-5-103 / DNP3.0 RTU, RS485, D-SUB
- X104** – IRIG-B00X, incl. System Contact (Supervision Contact)

# MCDGV4-2B0BGB

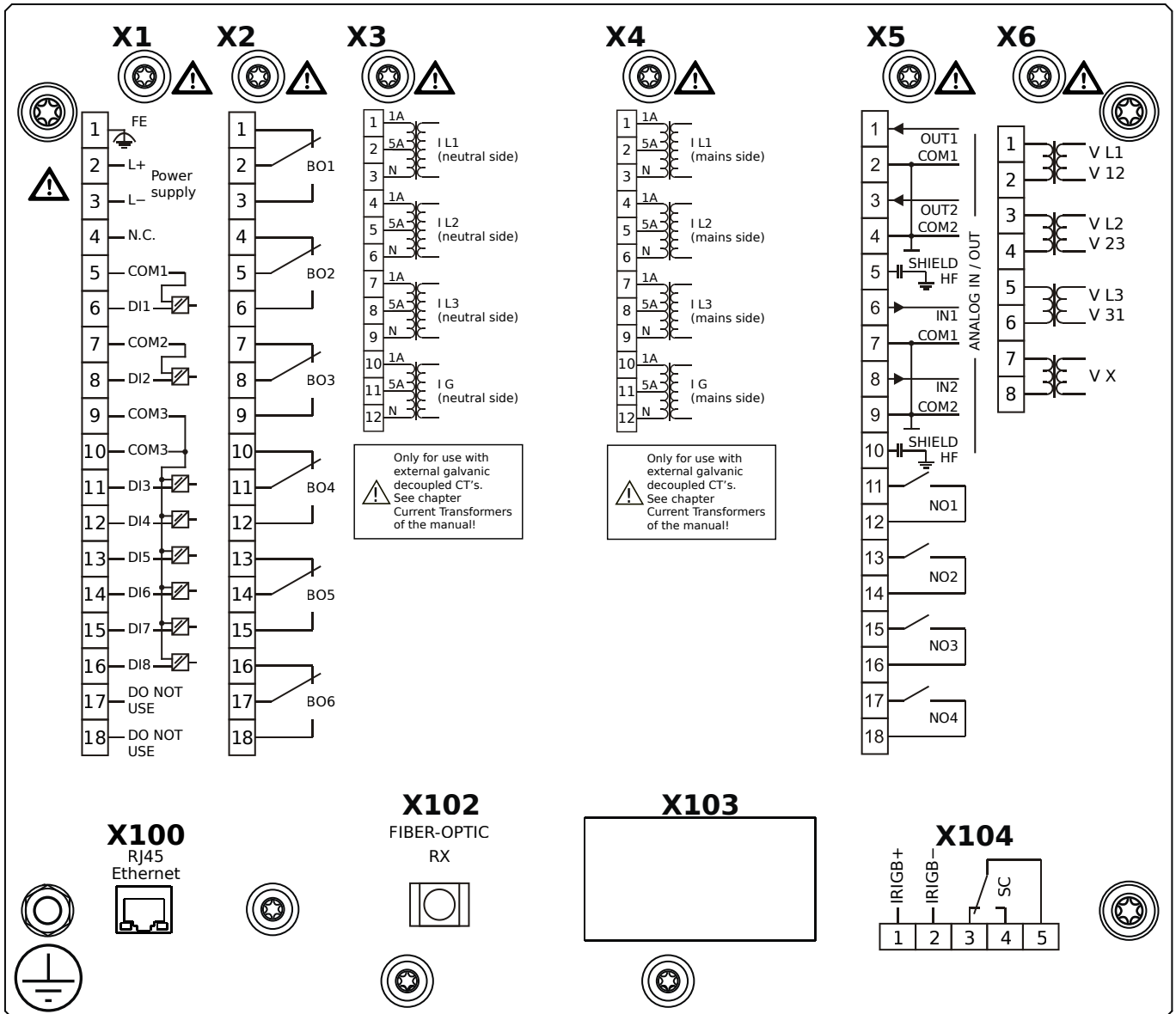


## Housing B2, large display, 19" rack mounting

+ Conformal Coating (for installations in harsh environment)

- X1** – DI8-X1: Wide-range power supply unit, incl. 2 non-grouped digital inputs and 6 grouped digital inputs
- X2** – OR6: Assembly Group with 6 Output Relays
- X3** – TI: Standard current measuring card (for the neutral side of the differential protection)
- X4** – TI: Standard current measuring card (for the mains side of the differential protection)
- X5** – AnIO2-OR4: Assembly Group with 2 Analog Inputs, 2 Analog Outputs and 4 Output Relays
- X6** – TU: Card with 4 voltage transformer measuring inputs
- X102** – Universal Resistance-Temperature Detector (URTD) input, Fiber optics interface, Versatile Link
- X103** – Modbus RTU / IEC 60870-5-103 / DNP3.0 RTU, RS485, D-SUB
- X104** – IRIG-B00X, incl. System Contact (Supervision Contact)

# MCDGV4-2B0BHA

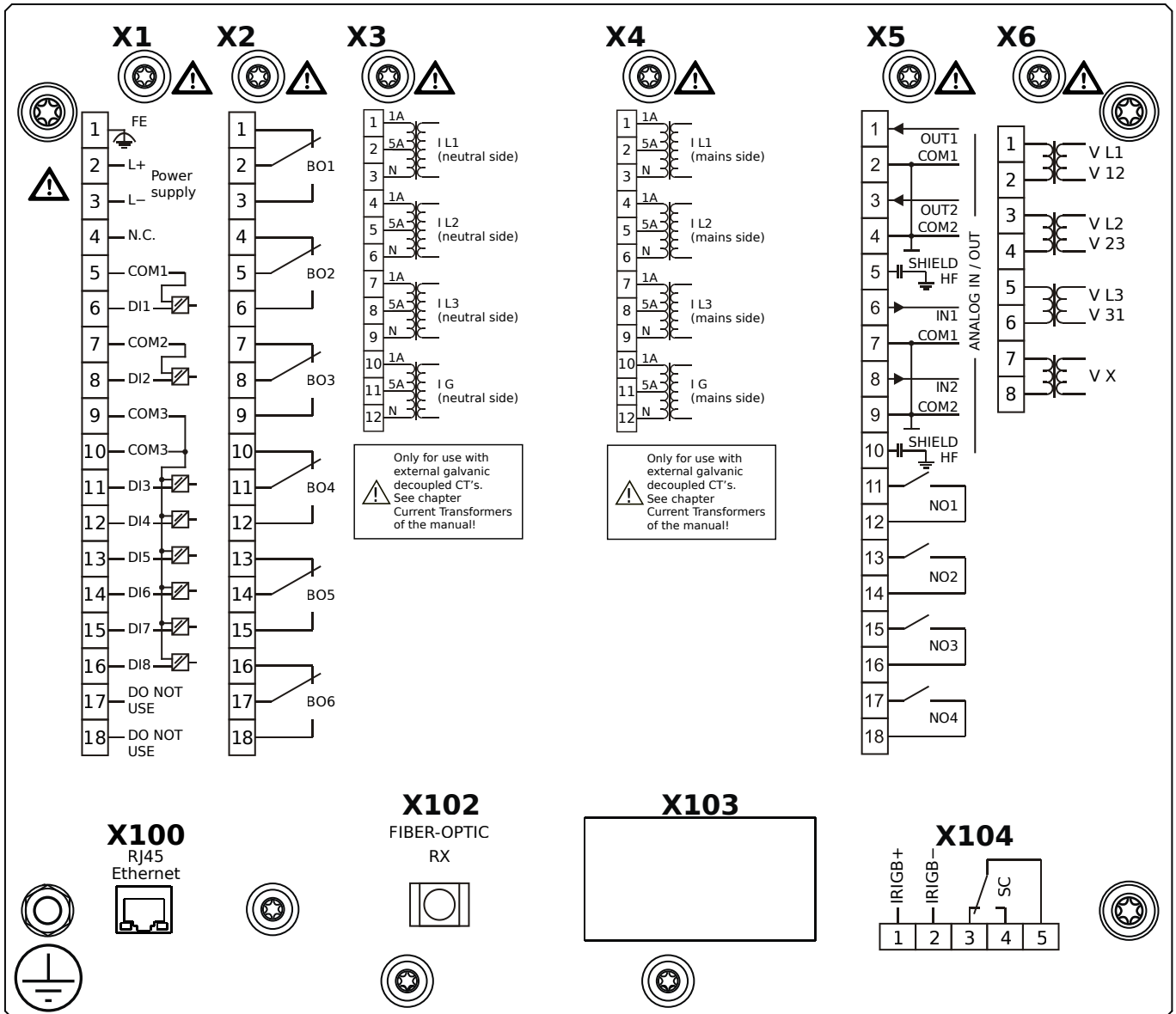


## Housing B2, large display, 19" rack mounting

- X1** – DI8-X1: Wide-range power supply unit, incl. 2 non-grouped digital inputs and 6 grouped digital inputs
- X2** – OR6: Assembly Group with 6 Output Relays
- X3** – TI: Standard current measuring card (for the neutral side of the differential protection)
- X4** – TI: Standard current measuring card (for the mains side of the differential protection)
- X5** – AnIO2-OR4: Assembly Group with 2 Analog Inputs, 2 Analog Outputs and 4 Output Relays
- X6** – TU: Card with 4 voltage transformer measuring inputs
- X100** – IEC 61850 / Modbus TCP / DNP3.0 TCP/UDP, Ethernet interface, 100 Mbit/s, RJ45 (BASE100-FX)
- X102** – Universal Resistance-Temperature Detector (URTD) input, Fiber optics interface, Versatile Link
- X104** – IRIG-B00X, incl. System Contact (Supervision Contact)



# MCDGV4-2B0BHB



## Housing B2, large display, 19" rack mounting

+ Conformal Coating (for installations in harsh environment)

**X1** – DI8-X1: Wide-range power supply unit, incl. 2 non-grouped digital inputs and 6 grouped digital inputs

**X2** – OR6: Assembly Group with 6 Output Relays

**X3** – TI: Standard current measuring card (for the neutral side of the differential protection)

**X4** – TI: Standard current measuring card (for the mains side of the differential protection)

**X5** – AnIO2-OR4: Assembly Group with 2 Analog Inputs, 2 Analog Outputs and 4 Output Relays

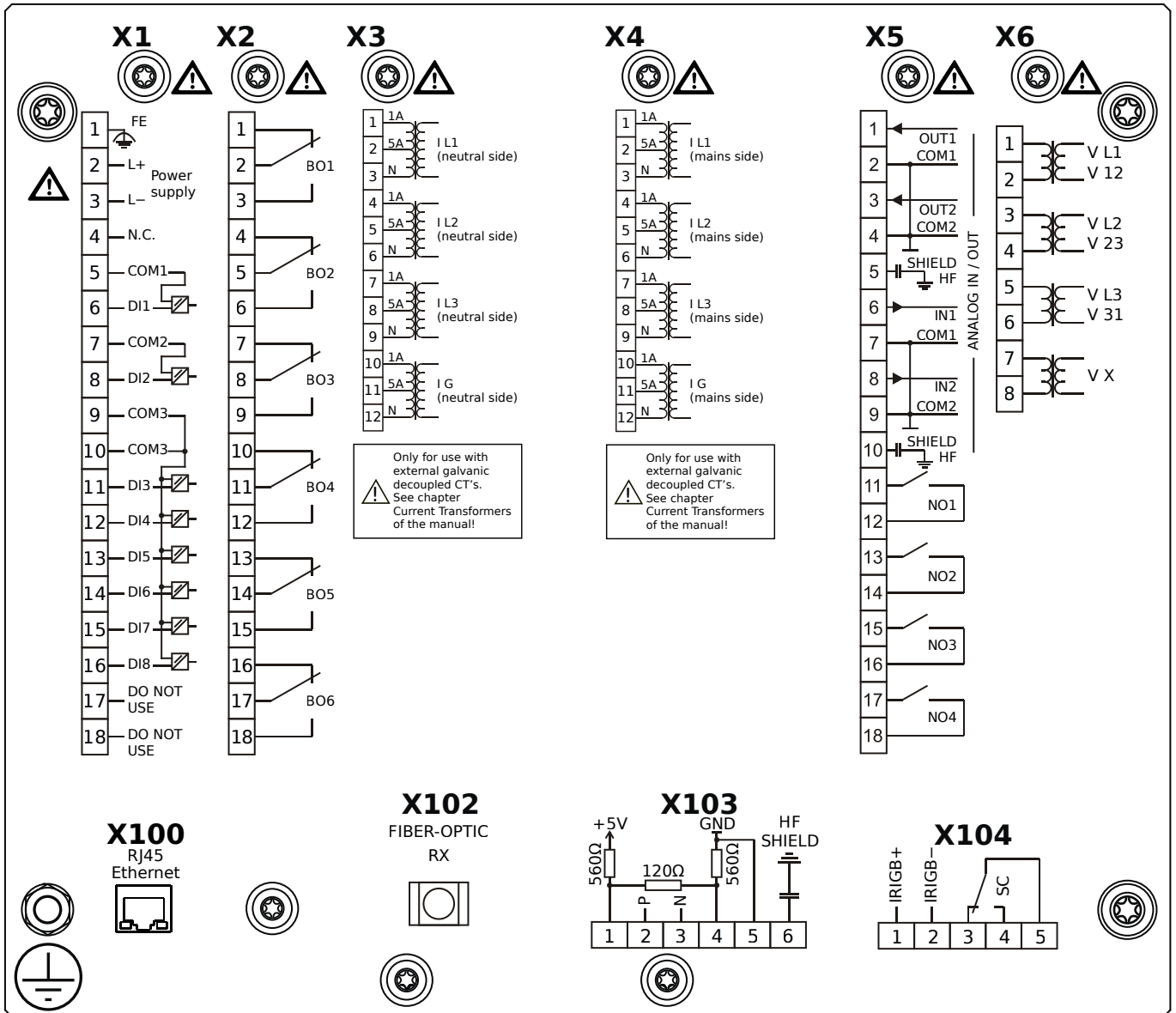
**X6** – TU: Card with 4 voltage transformer measuring inputs

**X100** – IEC 61850 / Modbus TCP / DNP3.0 TCP/UDP, Ethernet interface, 100 Mbit/s, RJ45 (BASE100-FX)

**X102** – Universal Resistance-Temperature Detector (URTD) input, Fiber optics interface, Versatile Link

**X104** – IRIG-B00X, incl. System Contact (Supervision Contact)

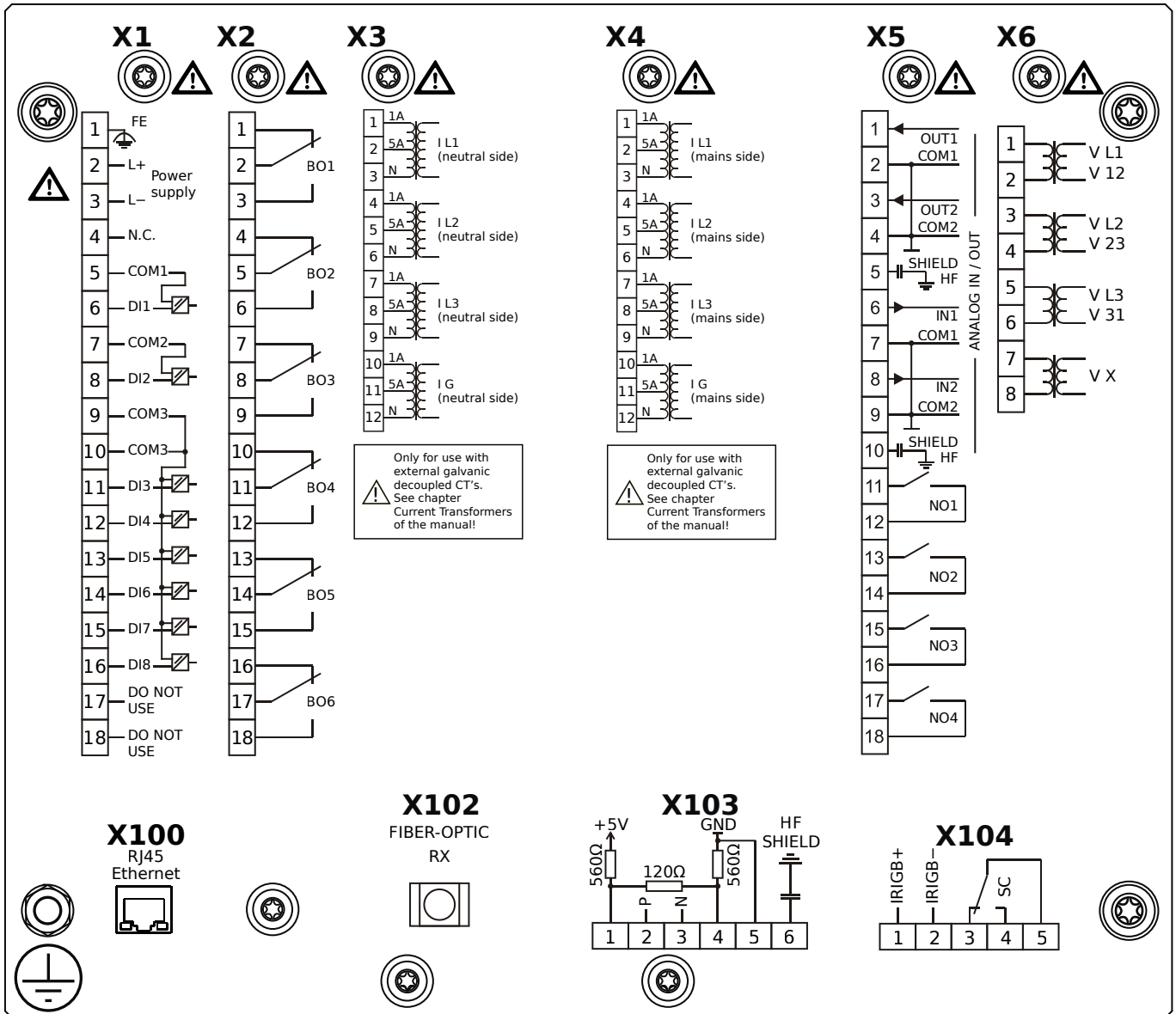
# MCDGV4-2B0BIA



## Housing B2, large display, 19" rack mounting

- X1** – DI8-X1: Wide-range power supply unit, incl. 2 non-grouped digital inputs and 6 grouped digital inputs
- X2** – OR6: Assembly Group with 6 Output Relays
- X3** – TI: Standard current measuring card (for the neutral side of the differential protection)
- X4** – TI: Standard current measuring card (for the mains side of the differential protection)
- X5** – AnIO2-OR4: Assembly Group with 2 Analog Inputs, 2 Analog Outputs and 4 Output Relays
- X6** – TU: Card with 4 voltage transformer measuring inputs
- X100** – Modbus TCP / DNP3.0 TCP/UDP, Ethernet interface, 100 Mbit/s, RJ45 (BASE100-FX)
- X102** – Universal Resistance-Temperature Detector (URTD) input, Fiber optics interface, Versatile Link
- X103** – IEC 60870-5-103 / Modbus RTU / DNP3.0 RTU, RS485, Terminals
- X104** – IRIG-B00X, incl. System Contact (Supervision Contact)

# MCDGV4-2B0BIB

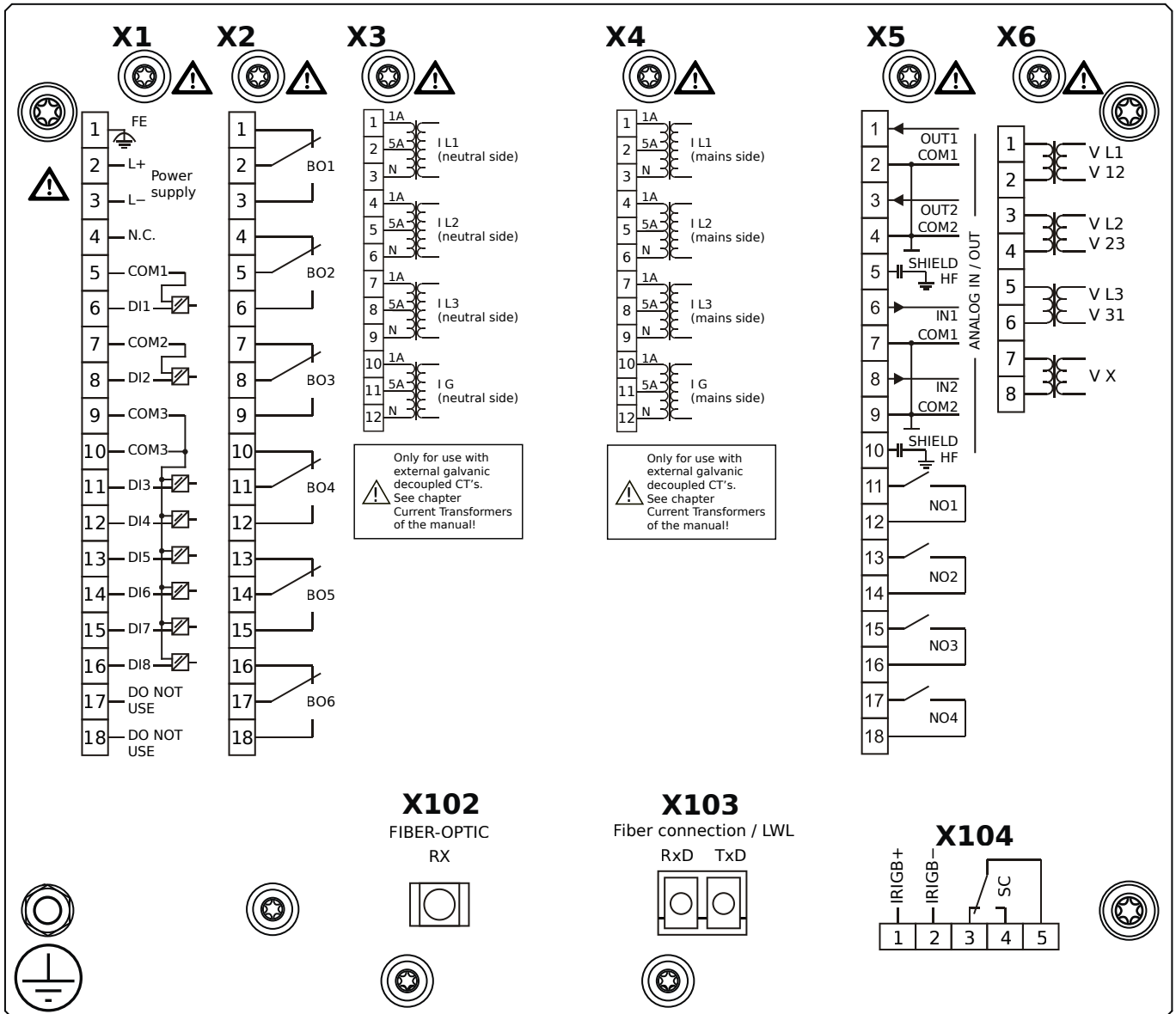


## Housing B2, large display, 19" rack mounting

+ Conformal Coating (for installations in harsh environment)

- X1** – DI8-X1: Wide-range power supply unit, incl. 2 non-grouped digital inputs and 6 grouped digital inputs
- X2** – OR6: Assembly Group with 6 Output Relays
- X3** – TI: Standard current measuring card (for the neutral side of the differential protection)
- X4** – TI: Standard current measuring card (for the mains side of the differential protection)
- X5** – AnIO2-OR4: Assembly Group with 2 Analog Inputs, 2 Analog Outputs and 4 Output Relays
- X6** – TU: Card with 4 voltage transformer measuring inputs
- X100** – Modbus TCP / DNP3.0 TCP/UDP, Ethernet interface, 100 Mbit/s, RJ45 (BASE100-FX)
- X102** – Universal Resistance-Temperature Detector (URTD) input, Fiber optics interface, Versatile Link
- X103** – IEC 60870-5-103 / Modbus RTU / DNP3.0 RTU, RS485, Terminals
- X104** – IRIG-B00X, incl. System Contact (Supervision Contact)

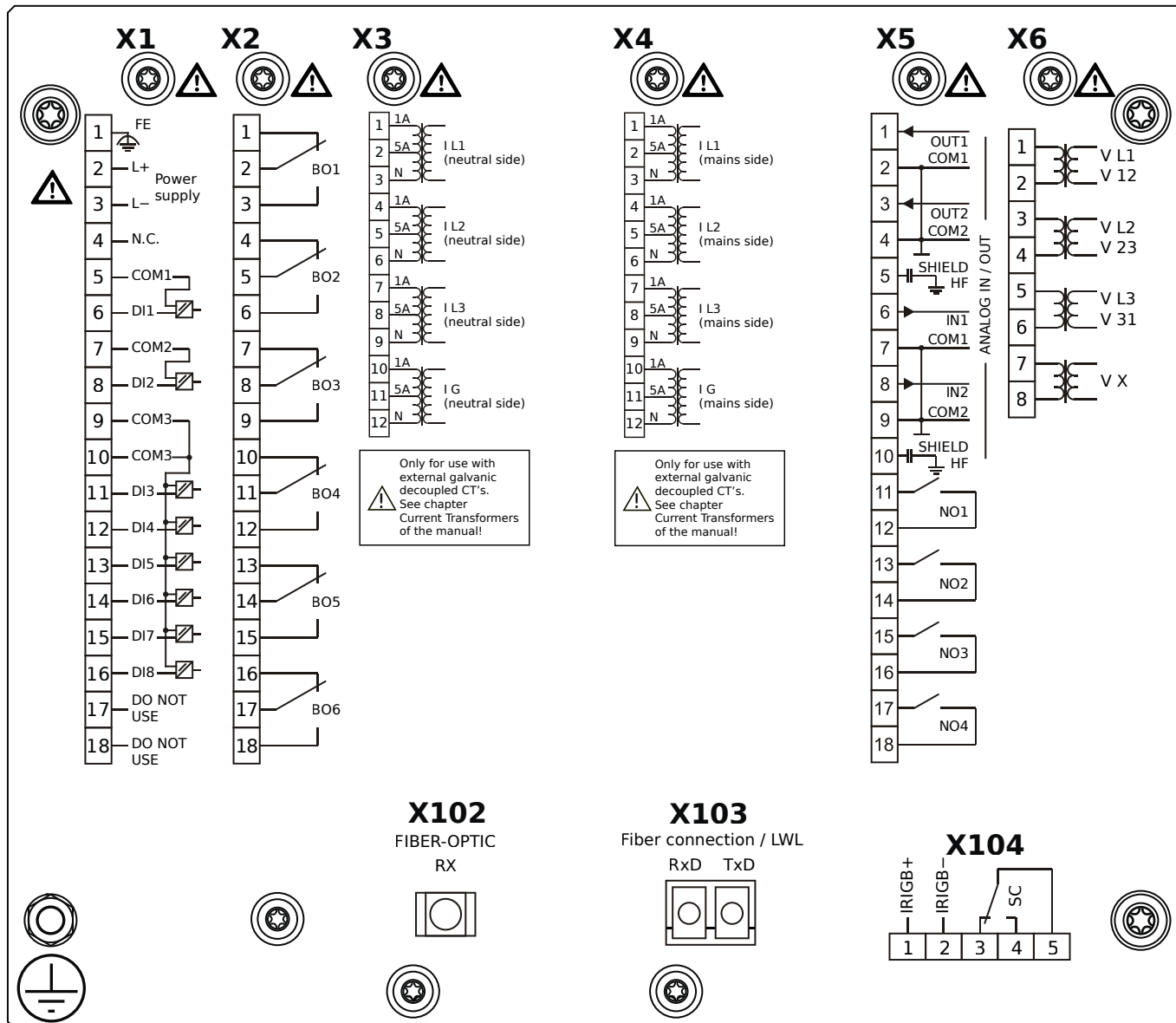
# MCDGV4-2B0BKA



## Housing B2, large display, 19" rack mounting

- X1** – DI8-X1: Wide-range power supply unit, incl. 2 non-grouped digital inputs and 6 grouped digital inputs
- X2** – OR6: Assembly Group with 6 Output Relays
- X3** – TI: Standard current measuring card (for the neutral side of the differential protection)
- X4** – TI: Standard current measuring card (for the mains side of the differential protection)
- X5** – AnIO2-OR4: Assembly Group with 2 Analog Inputs, 2 Analog Outputs and 4 Output Relays
- X6** – TU: Card with 4 voltage transformer measuring inputs
- X102** – Universal Resistance-Temperature Detector (URTD) input, Fiber optics interface, Versatile Link
- X103** – IEC 61850 / Modbus TCP / DNP3.0 TCP/UDP, Fiber optics interface, LC Connector
- X104** – IRIG-B00X, incl. System Contact (Supervision Contact)

# MCDGV4-2B0BKB

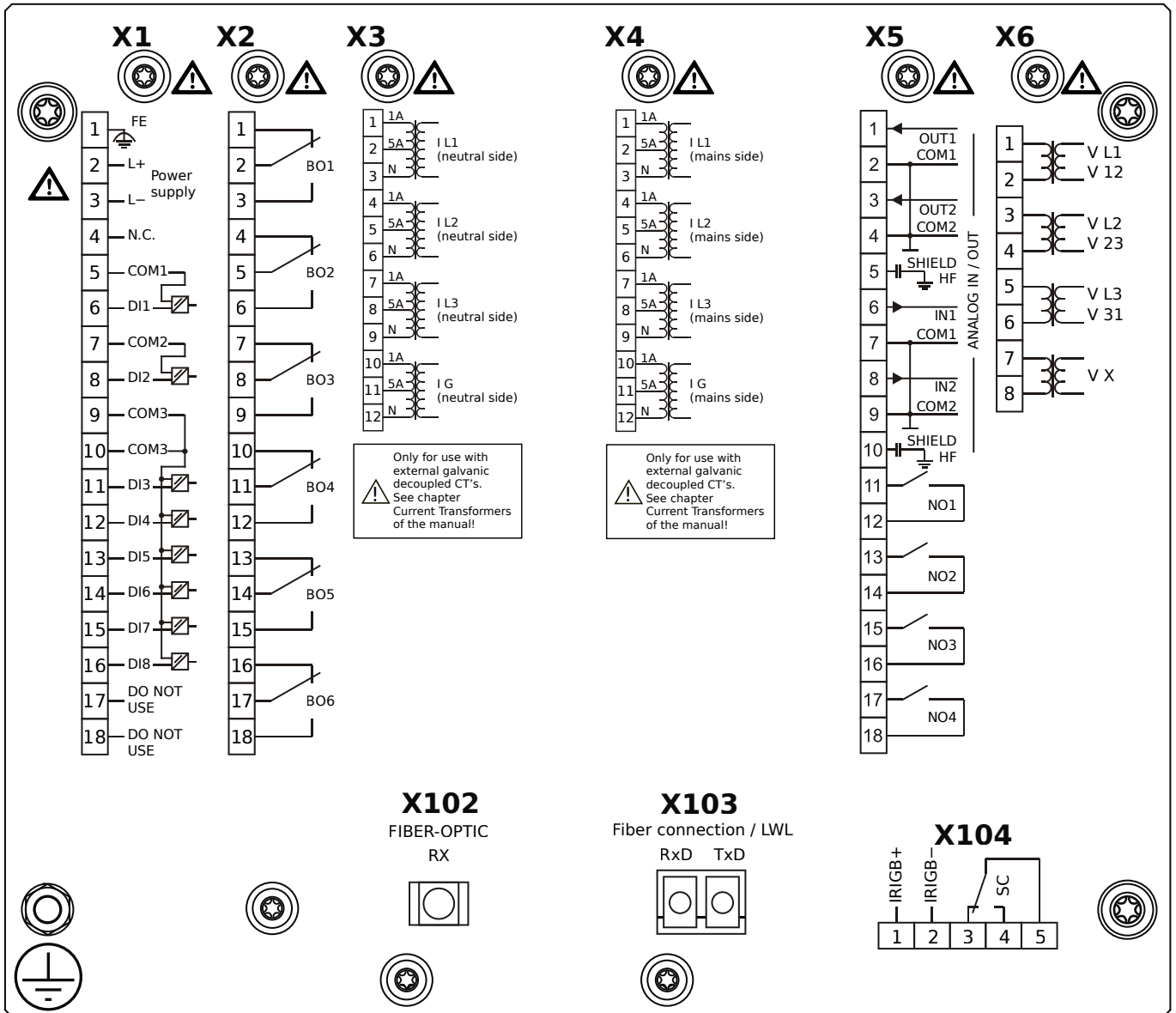


## Housing B2, large display, 19" rack mounting

+ Conformal Coating (for installations in harsh environment)

- X1** – DI8-X1: Wide-range power supply unit, incl. 2 non-grouped digital inputs and 6 grouped digital inputs
- X2** – OR6: Assembly Group with 6 Output Relays
- X3** – TI: Standard current measuring card (for the neutral side of the differential protection)
- X4** – TI: Standard current measuring card (for the mains side of the differential protection)
- X5** – AnIO2-OR4: Assembly Group with 2 Analog Inputs, 2 Analog Outputs and 4 Output Relays
- X6** – TU: Card with 4 voltage transformer measuring inputs
- X102** – Universal Resistance-Temperature Detector (URTD) input, Fiber optics interface, Versatile Link
- X103** – IEC 61850 / Modbus TCP / DNP3.0 TCP/UDP, Fiber optics interface, LC Connector
- X104** – IRIG-B00X, incl. System Contact (Supervision Contact)

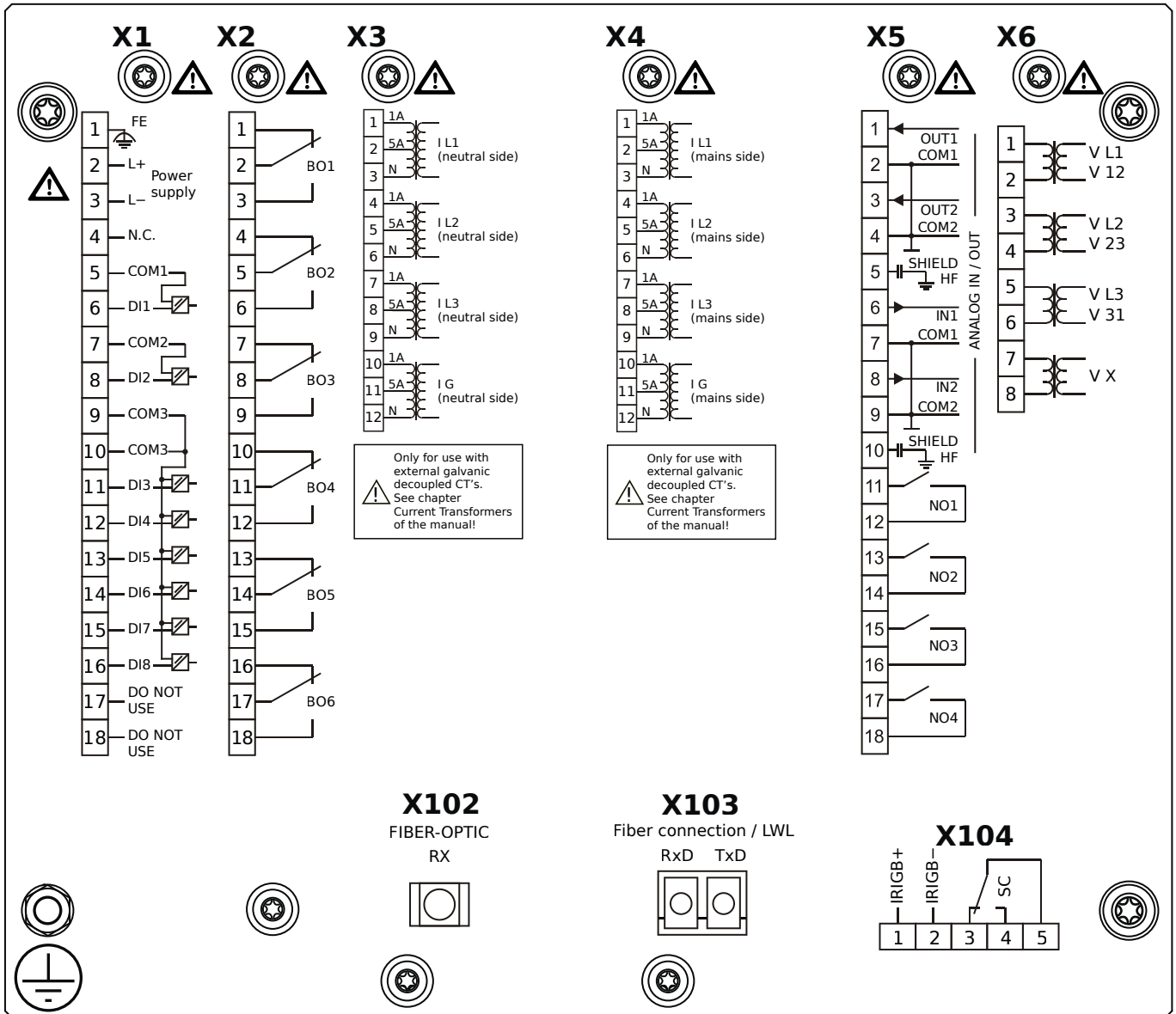
# MCDGV4-2B0BLA



## Housing B2, large display, 19" rack mounting

- X1** – DI8-X1: Wide-range power supply unit, incl. 2 non-grouped digital inputs and 6 grouped digital inputs
- X2** – OR6: Assembly Group with 6 Output Relays
- X3** – TI: Standard current measuring card (for the neutral side of the differential protection)
- X4** – TI: Standard current measuring card (for the mains side of the differential protection)
- X5** – AnIO2-OR4: Assembly Group with 2 Analog Inputs, 2 Analog Outputs and 4 Output Relays
- X6** – TU: Card with 4 voltage transformer measuring inputs
- X102** – Universal Resistance-Temperature Detector (URTD) input, Fiber optics interface, Versatile Link
- X103** – Modbus TCP / DNP3.0 TCP/UDP, Fiber optics interface, LC Connector
- X104** – IRIG-B00X, incl. System Contact (Supervision Contact)

# MCDGV4-2B0BLB

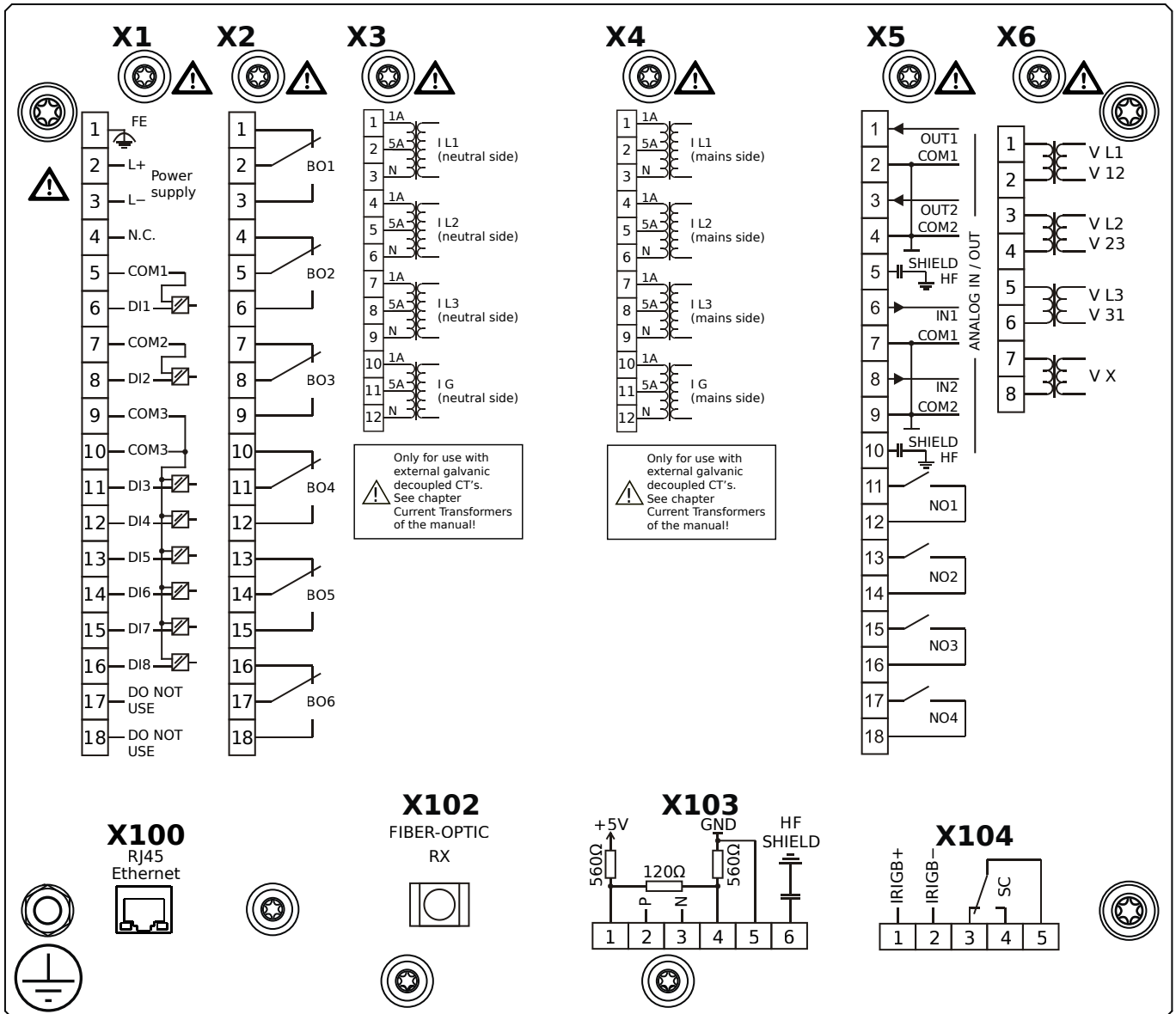


## Housing B2, large display, 19" rack mounting

+ Conformal Coating (for installations in harsh environment)

- X1** – DI8-X1: Wide-range power supply unit, incl. 2 non-grouped digital inputs and 6 grouped digital inputs
- X2** – OR6: Assembly Group with 6 Output Relays
- X3** – TI: Standard current measuring card (for the neutral side of the differential protection)
- X4** – TI: Standard current measuring card (for the mains side of the differential protection)
- X5** – AnIO2-OR4: Assembly Group with 2 Analog Inputs, 2 Analog Outputs and 4 Output Relays
- X6** – TU: Card with 4 voltage transformer measuring inputs
- X102** – Universal Resistance-Temperature Detector (URTD) input, Fiber optics interface, Versatile Link
- X103** – Modbus TCP / DNP3.0 TCP/UDP, Fiber optics interface, LC Connector
- X104** – IRIG-B00X, incl. System Contact (Supervision Contact)

# MCDGV4-2B0BTA

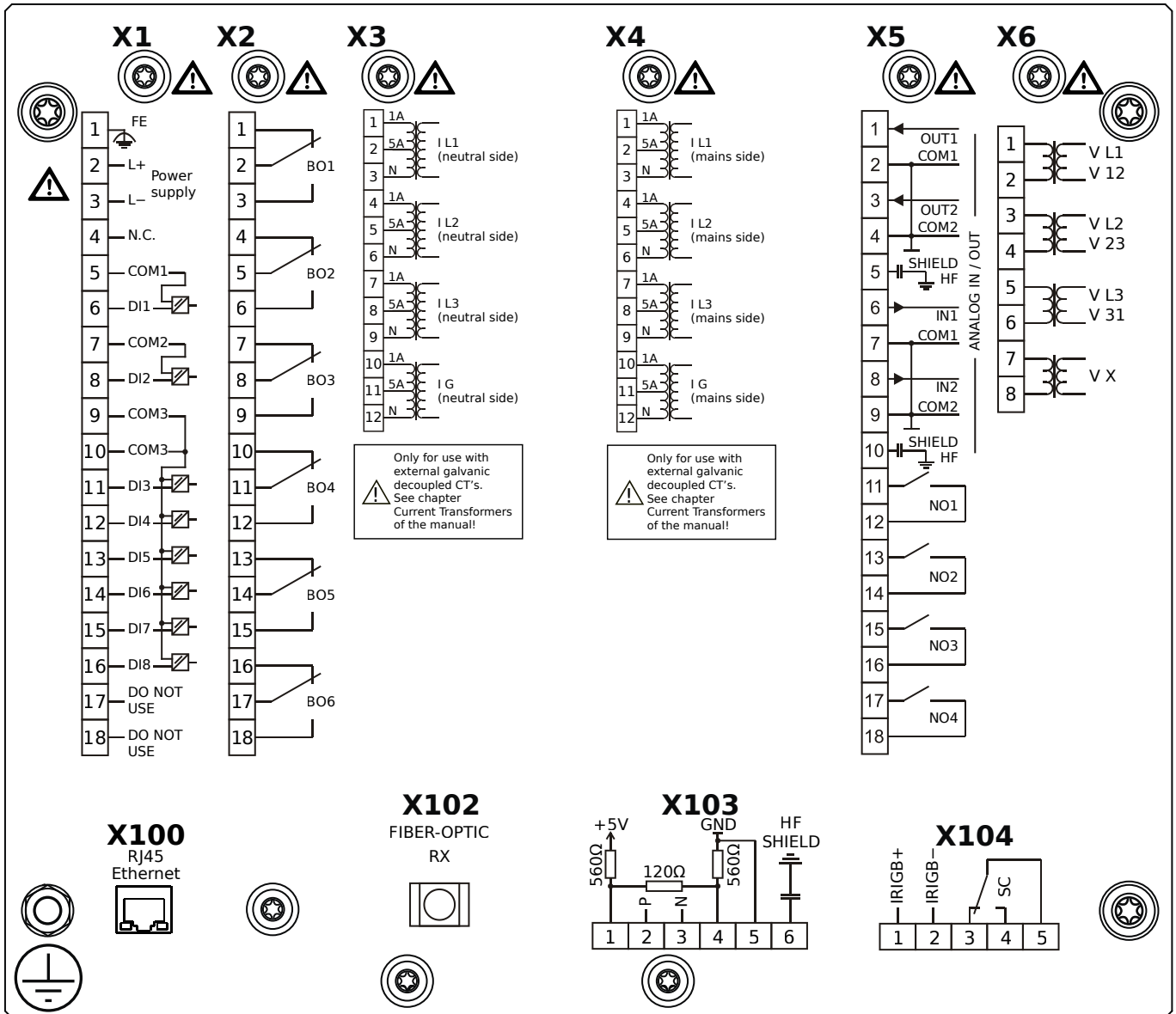


## Housing B2, large display, 19" rack mounting

- X1** – DI8-X1: Wide-range power supply unit, incl. 2 non-grouped digital inputs and 6 grouped digital inputs
- X2** – OR6: Assembly Group with 6 Output Relays
- X3** – TI: Standard current measuring card (for the neutral side of the differential protection)
- X4** – TI: Standard current measuring card (for the mains side of the differential protection)
- X5** – AnIO2-OR4: Assembly Group with 2 Analog Inputs, 2 Analog Outputs and 4 Output Relays
- X6** – TU: Card with 4 voltage transformer measuring inputs
- X100** – IEC 61850 / Modbus TCP / DNP3.0 TCP/UDP, Ethernet interface, 100 Mbit/s, RJ45 (BASE100-FX)
- X102** – Universal Resistance-Temperature Detector (URTD) input, Fiber optics interface, Versatile Link
- X103** – IEC 60870-5-103 / Modbus RTU / DNP3.0 RTU, RS485, Terminals
- X104** – IRIG-B00X, incl. System Contact (Supervision Contact)



# MCDGV4-2B0BTB

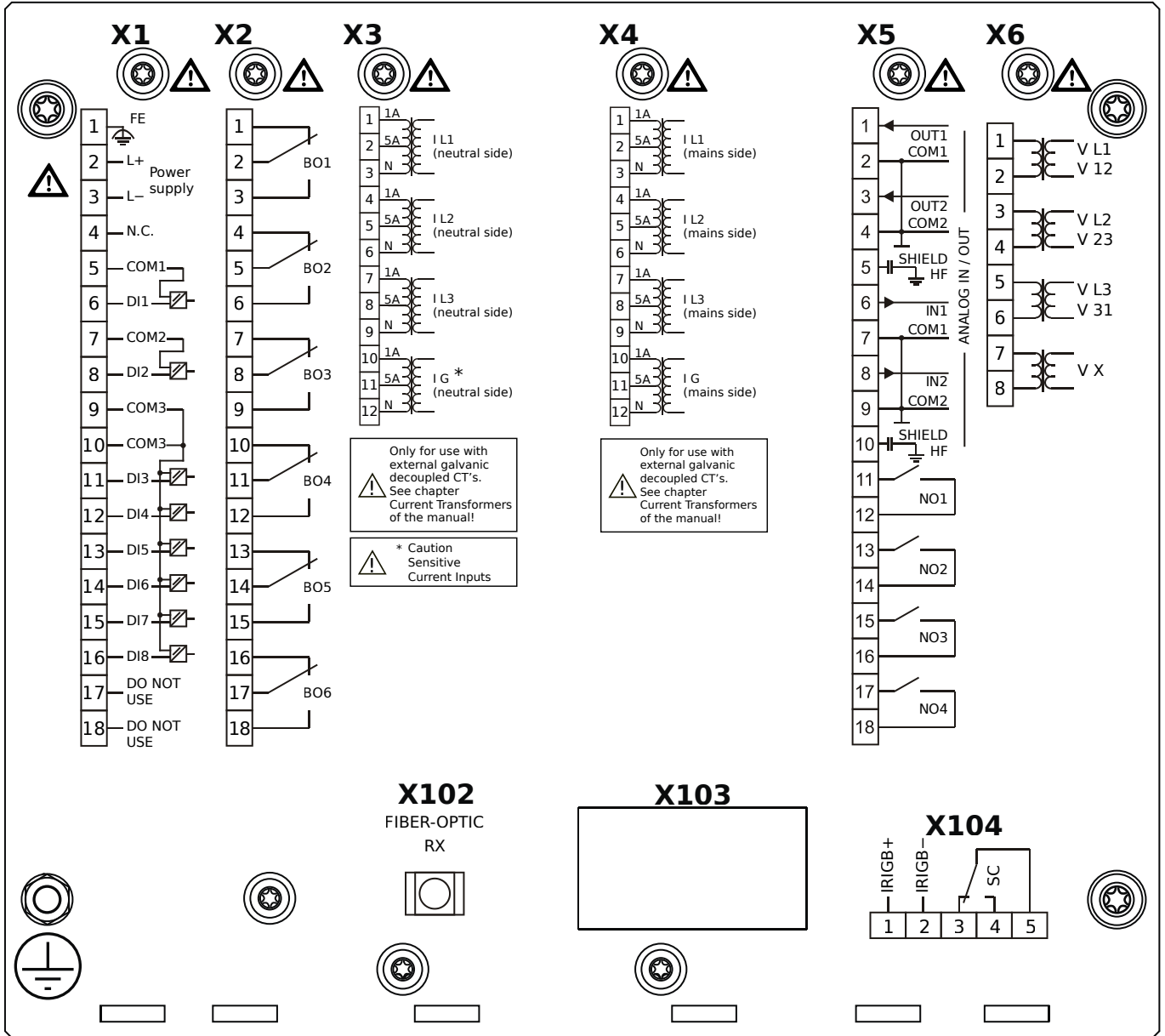


## Housing B2, large display, 19" rack mounting

+ Conformal Coating (for installations in harsh environment)

- X1** – DI8-X1: Wide-range power supply unit, incl. 2 non-grouped digital inputs and 6 grouped digital inputs
- X2** – OR6: Assembly Group with 6 Output Relays
- X3** – TI: Standard current measuring card (for the neutral side of the differential protection)
- X4** – TI: Standard current measuring card (for the mains side of the differential protection)
- X5** – AnIO2-OR4: Assembly Group with 2 Analog Inputs, 2 Analog Outputs and 4 Output Relays
- X6** – TU: Card with 4 voltage transformer measuring inputs
- X100** – IEC 61850 / Modbus TCP / DNP3.0 TCP/UDP, Ethernet interface, 100 Mbit/s, RJ45 (BASE100-FX)
- X102** – Universal Resistance-Temperature Detector (URTD) input, Fiber optics interface, Versatile Link
- X103** – IEC 60870-5-103 / Modbus RTU / DNP3.0 RTU, RS485, Terminals
- X104** – IRIG-B00X, incl. System Contact (Supervision Contact)

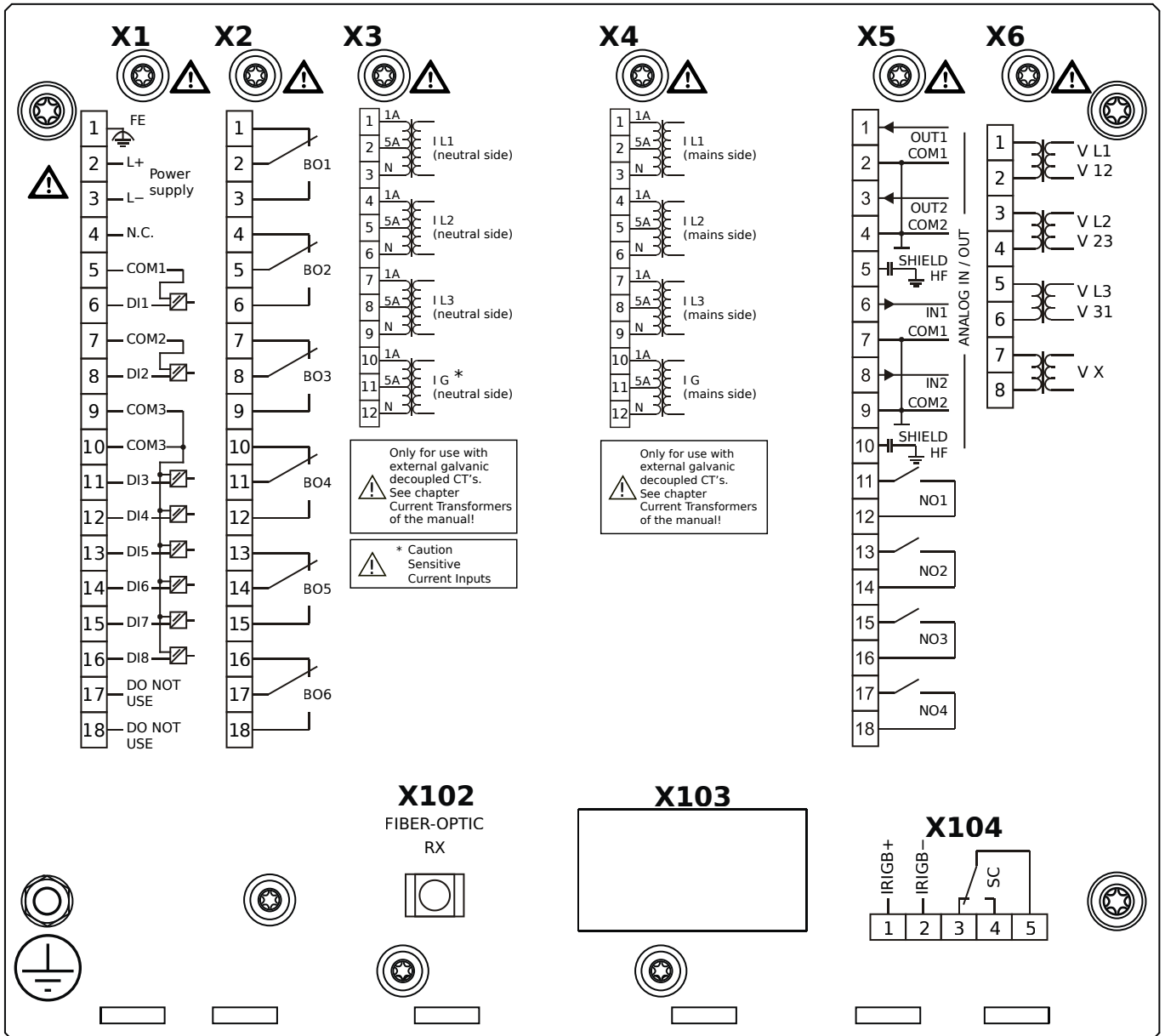
# MCDGV4-2B1AAA



## Housing B2, large display, door mounting

- X1** – DI8-X1: Wide-range power supply unit, incl. 2 non-grouped digital inputs and 6 grouped digital inputs
- X2** – OR6: Assembly Group with 6 Output Relays
- X3** – TIs: Standard phase current measuring card and sensitive ground current measuring (neutral side of the diff. prot.)
- X4** – TI: Standard current measuring card (for the mains side of the differential protection)
- X5** – AnIO2-OR4: Assembly Group with 2 Analog Inputs, 2 Analog Outputs and 4 Output Relays
- X6** – TU: Card with 4 voltage transformer measuring inputs
- X102** – Universal Resistance-Temperature Detector (URTD) input, Fiber optics interface, Versatile Link
- X104** – IRIG-B00X, incl. System Contact (Supervision Contact)

# MCDGV4-2B1AAB

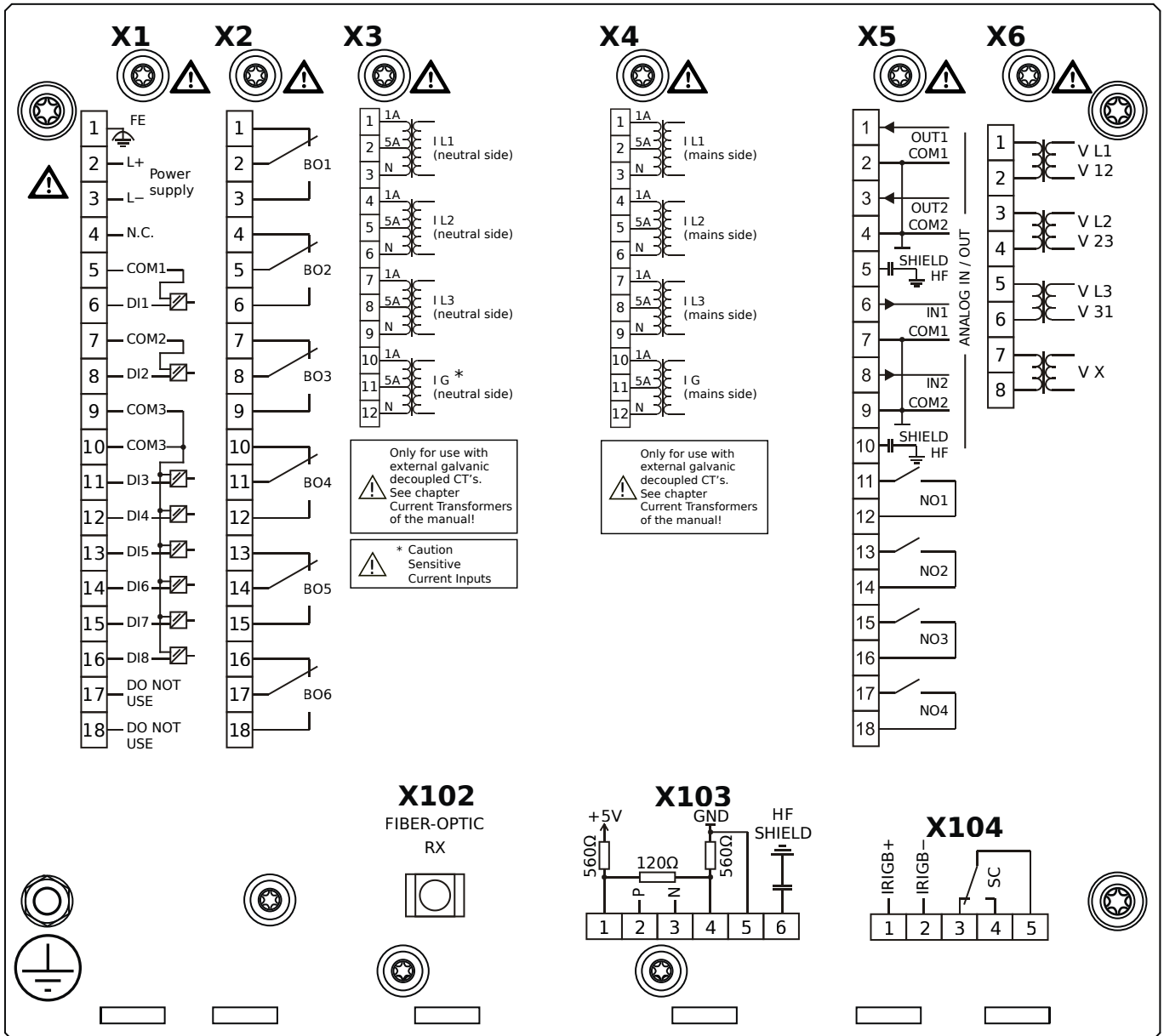


## Housing B2, large display, door mounting

+ Conformal Coating (for installations in harsh environment)

- X1** – DI8-X1: Wide-range power supply unit, incl. 2 non-grouped digital inputs and 6 grouped digital inputs
- X2** – OR6: Assembly Group with 6 Output Relays
- X3** – TIs: Standard phase current measuring card and sensitive ground current measuring (neutral side of the diff. prot.)
- X4** – TI: Standard current measuring card (for the mains side of the differential protection)
- X5** – AnIO2-OR4: Assembly Group with 2 Analog Inputs, 2 Analog Outputs and 4 Output Relays
- X6** – TU: Card with 4 voltage transformer measuring inputs
- X102** – Universal Resistance-Temperature Detector (URTD) input, Fiber optics interface, Versatile Link
- X104** – IRIG-B00X, incl. System Contact (Supervision Contact)

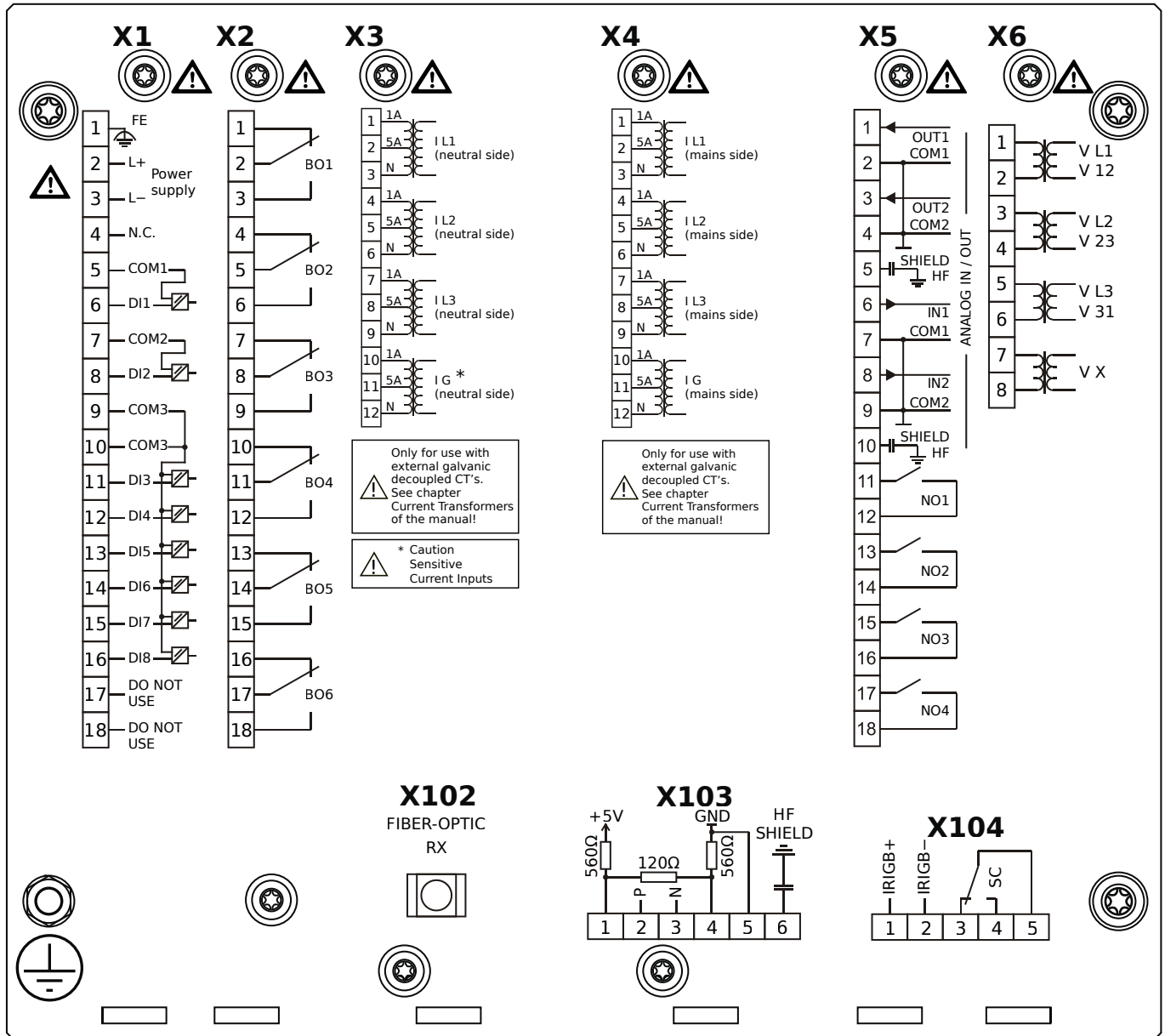
# MCDGV4-2B1ABA



## Housing B2, large display, door mounting

- X1** – DI8-X1: Wide-range power supply unit, incl. 2 non-grouped digital inputs and 6 grouped digital inputs
- X2** – OR6: Assembly Group with 6 Output Relays
- X3** – TIs: Standard phase current measuring card and sensitive ground current measuring (neutral side of the diff. prot.)
- X4** – TI: Standard current measuring card (for the mains side of the differential protection)
- X5** – AnIO2-OR4: Assembly Group with 2 Analog Inputs, 2 Analog Outputs and 4 Output Relays
- X6** – TU: Card with 4 voltage transformer measuring inputs
- X102** – Universal Resistance-Temperature Detector (URTD) input, Fiber optics interface, Versatile Link
- X103** – Modbus RTU / IEC 60870-5-103 / DNP3.0 RTU, RS485, Terminals
- X104** – IRIG-B00X, incl. System Contact (Supervision Contact)

# MCDGV4-2B1ABB



## Housing B2, large display, door mounting

+ Conformal Coating (for installations in harsh environment)

**X1** – DI8-X1: Wide-range power supply unit, incl. 2 non-grouped digital inputs and 6 grouped digital inputs

**X2** – OR6: Assembly Group with 6 Output Relays

**X3** – TIs: Standard phase current measuring card and sensitive ground current measuring (neutral side of the diff. prot.)

**X4** – TI: Standard current measuring card (for the mains side of the differential protection)

**X5** – AnIO2-OR4: Assembly Group with 2 Analog Inputs, 2 Analog Outputs and 4 Output Relays

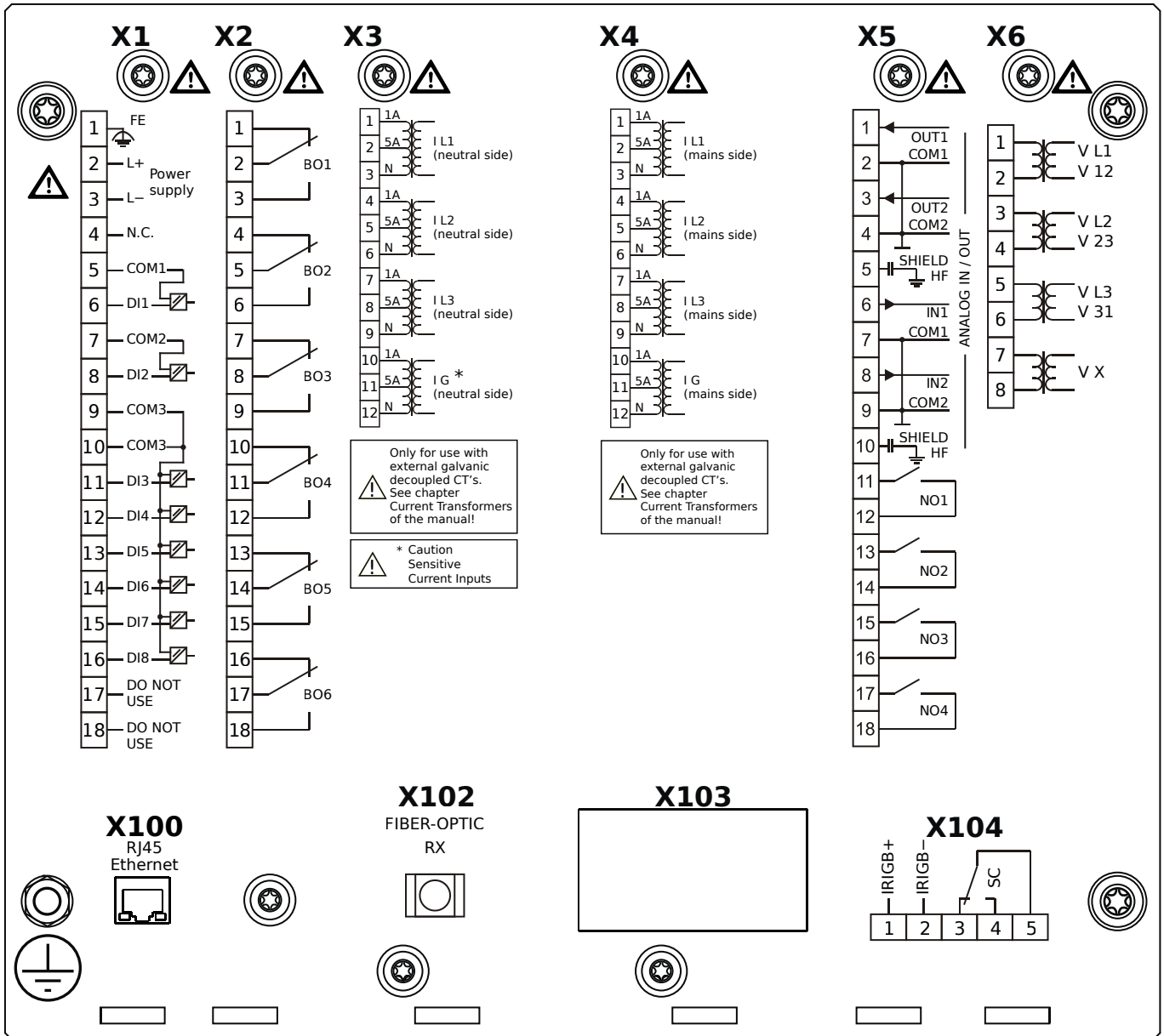
**X6** – TU: Card with 4 voltage transformer measuring inputs

**X102** – Universal Resistance-Temperature Detector (URTD) input, Fiber optics interface, Versatile Link

**X103** – Modbus RTU / IEC 60870-5-103 / DNP3.0 RTU, RS485, Terminals

**X104** – IRIG-B00X, incl. System Contact (Supervision Contact)

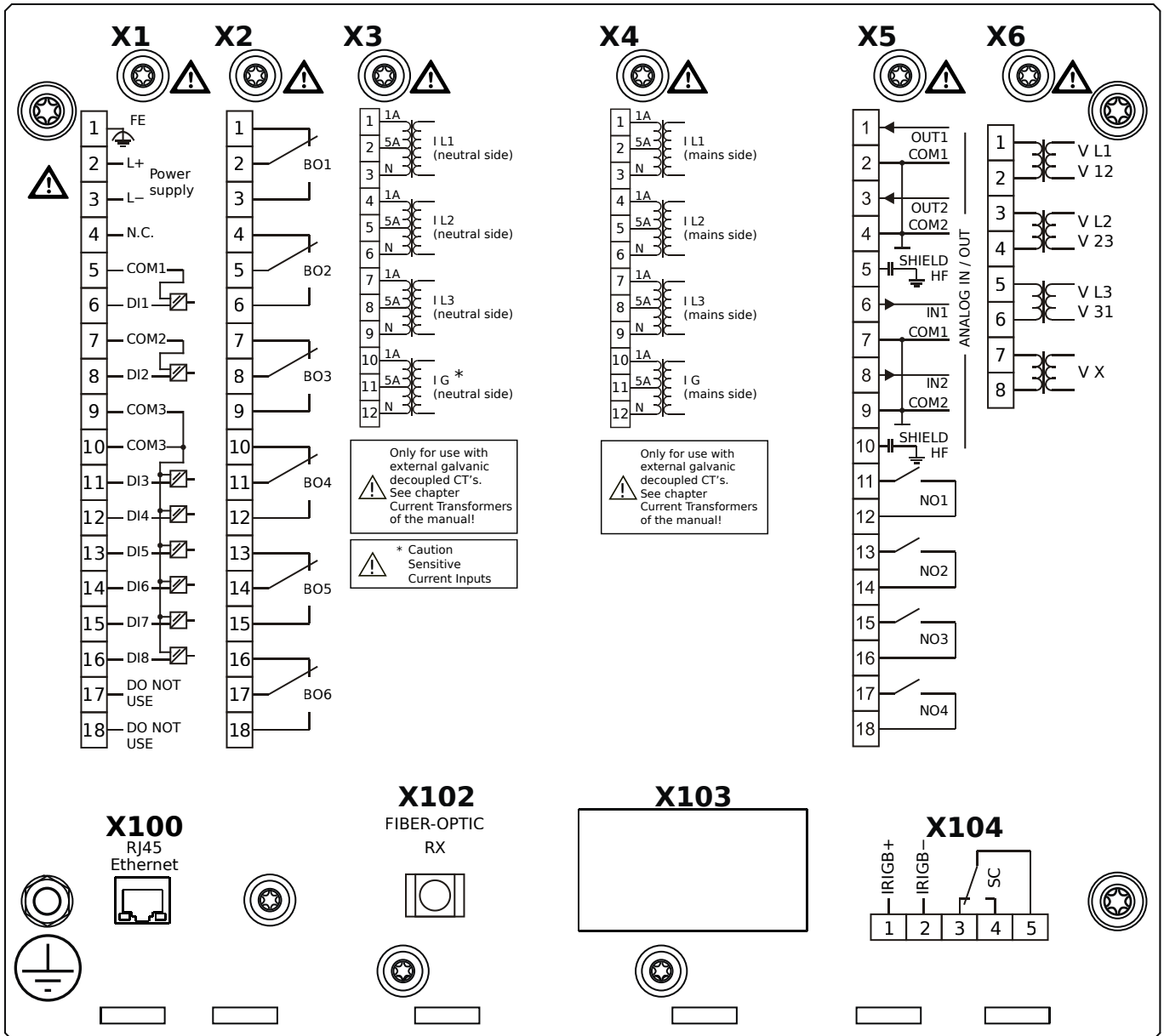
# MCDGV4-2B1ACA



## Housing B2, large display, door mounting

- X1** – DI8-X1: Wide-range power supply unit, incl. 2 non-grouped digital inputs and 6 grouped digital inputs
- X2** – OR6: Assembly Group with 6 Output Relays
- X3** – TIs: Standard phase current measuring card and sensitive ground current measuring (neutral side of the diff. prot.)
- X4** – TI: Standard current measuring card (for the mains side of the differential protection)
- X5** – AnIO2-OR4: Assembly Group with 2 Analog Inputs, 2 Analog Outputs and 4 Output Relays
- X6** – TU: Card with 4 voltage transformer measuring inputs
- X100** – Modbus TCP / DNP3.0 TCP/UDP, Ethernet interface, 100 Mbit/s, RJ45 (BASE100-FX)
- X102** – Universal Resistance-Temperature Detector (URTD) input, Fiber optics interface, Versatile Link
- X104** – IRIG-B00X, incl. System Contact (Supervision Contact)

# MCDGV4-2B1ACB

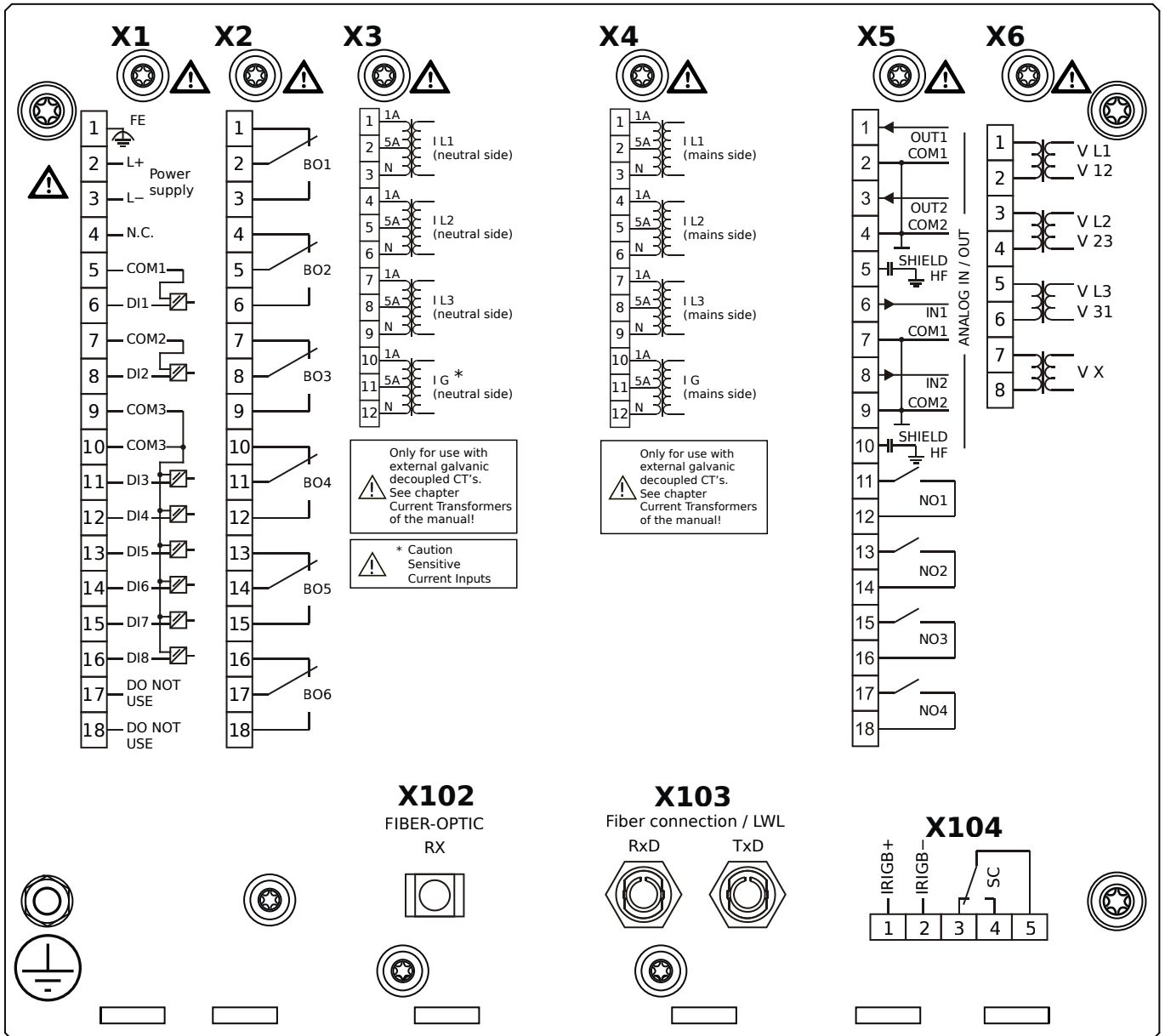


## Housing B2, large display, door mounting

+ Conformal Coating (for installations in harsh environment)

- X1** – DI8-X1: Wide-range power supply unit, incl. 2 non-grouped digital inputs and 6 grouped digital inputs
- X2** – OR6: Assembly Group with 6 Output Relays
- X3** – TIs: Standard phase current measuring card and sensitive ground current measuring (neutral side of the diff. prot.)
- X4** – TI: Standard current measuring card (for the mains side of the differential protection)
- X5** – AnIO2-OR4: Assembly Group with 2 Analog Inputs, 2 Analog Outputs and 4 Output Relays
- X6** – TU: Card with 4 voltage transformer measuring inputs
- X100** – Modbus TCP / DNP3.0 TCP/UDP, Ethernet interface, 100 Mbit/s, RJ45 (BASE100-FX)
- X102** – Universal Resistance-Temperature Detector (URTD) input, Fiber optics interface, Versatile Link
- X104** – IRIG-B00X, incl. System Contact (Supervision Contact)

# MCDGV4-2B1ADA

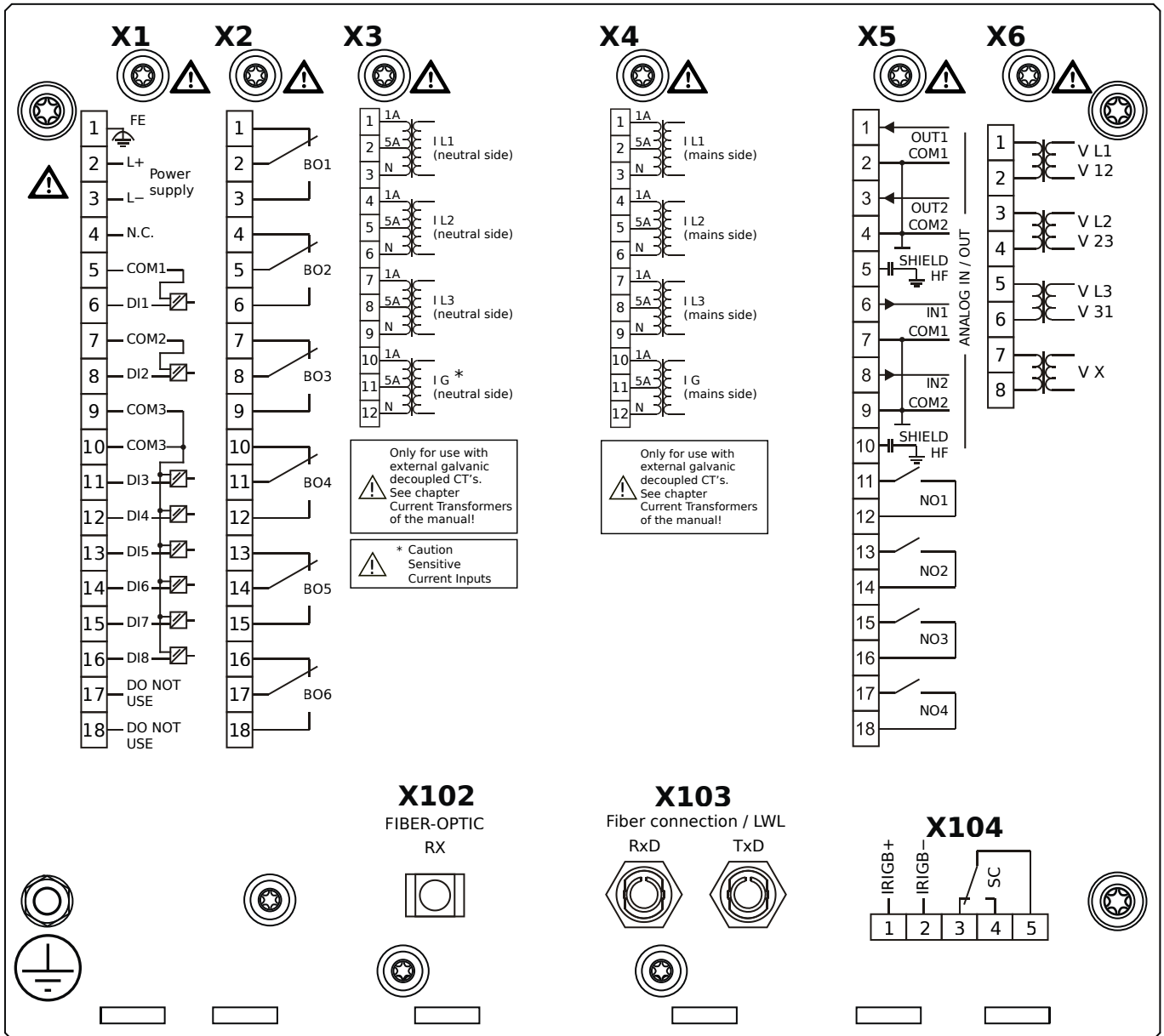


## Housing B2, large display, door mounting

- X1** – DI8-X1: Wide-range power supply unit, incl. 2 non-grouped digital inputs and 6 grouped digital inputs
- X2** – OR6: Assembly Group with 6 Output Relays
- X3** – TIs: Standard phase current measuring card and sensitive ground current measuring (neutral side of the diff. prot.)
- X4** – TI: Standard current measuring card (for the mains side of the differential protection)
- X5** – AnIO2-OR4: Assembly Group with 2 Analog Inputs, 2 Analog Outputs and 4 Output Relays
- X6** – TU: Card with 4 voltage transformer measuring inputs
- X102** – Universal Resistance-Temperature Detector (URTD) input, Fiber optics interface, Versatile Link
- X103** – Profibus-DP, Fiber optics interface, ST Connector
- X104** – IRIG-B00X, incl. System Contact (Supervision Contact)



# MCDGV4-2B1ADB

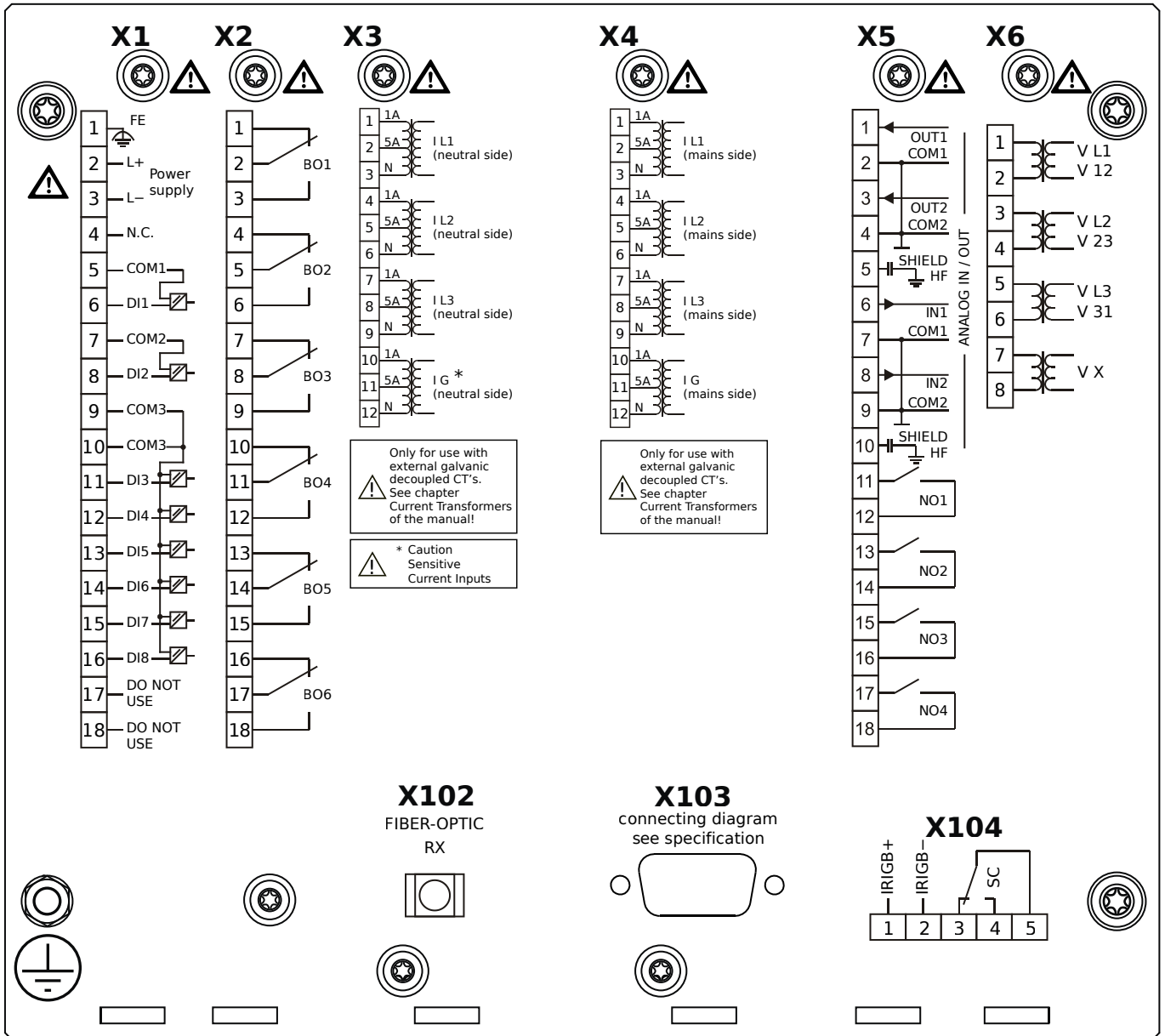


## Housing B2, large display, door mounting

+ Conformal Coating (for installations in harsh environment)

- X1** – DI8-X1: Wide-range power supply unit, incl. 2 non-grouped digital inputs and 6 grouped digital inputs
- X2** – OR6: Assembly Group with 6 Output Relays
- X3** – TIs: Standard phase current measuring card and sensitive ground current measuring (neutral side of the diff. prot.)
- X4** – TI: Standard current measuring card (for the mains side of the differential protection)
- X5** – AnIO2-OR4: Assembly Group with 2 Analog Inputs, 2 Analog Outputs and 4 Output Relays
- X6** – TU: Card with 4 voltage transformer measuring inputs
- X102** – Universal Resistance-Temperature Detector (URTD) input, Fiber optics interface, Versatile Link
- X103** – Profibus-DP, Fiber optics interface, ST Connector
- X104** – IRIG-B00X, incl. System Contact (Supervision Contact)

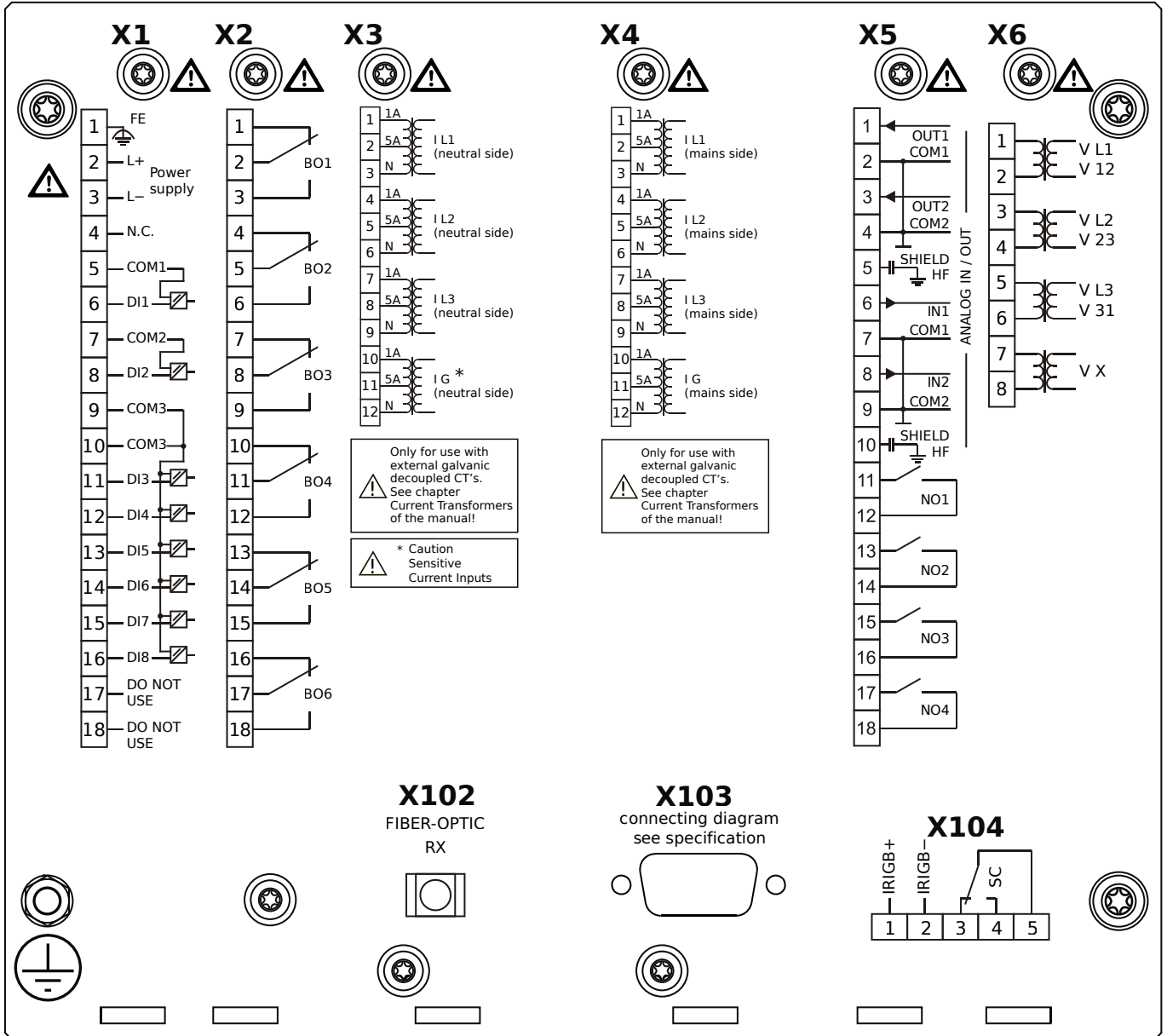
# MCDGV4-2B1AEA



## Housing B2, large display, door mounting

- X1** – DI8-X1: Wide-range power supply unit, incl. 2 non-grouped digital inputs and 6 grouped digital inputs
- X2** – OR6: Assembly Group with 6 Output Relays
- X3** – TIs: Standard phase current measuring card and sensitive ground current measuring (neutral side of the diff. prot.)
- X4** – TI: Standard current measuring card (for the mains side of the differential protection)
- X5** – AnIO2-OR4: Assembly Group with 2 Analog Inputs, 2 Analog Outputs and 4 Output Relays
- X6** – TU: Card with 4 voltage transformer measuring inputs
- X102** – Universal Resistance-Temperature Detector (URTD) input, Fiber optics interface, Versatile Link
- X103** – Profibus-DP, RS485, D-SUB
- X104** – IRIG-B00X, incl. System Contact (Supervision Contact)

# MCDGV4-2B1AEB

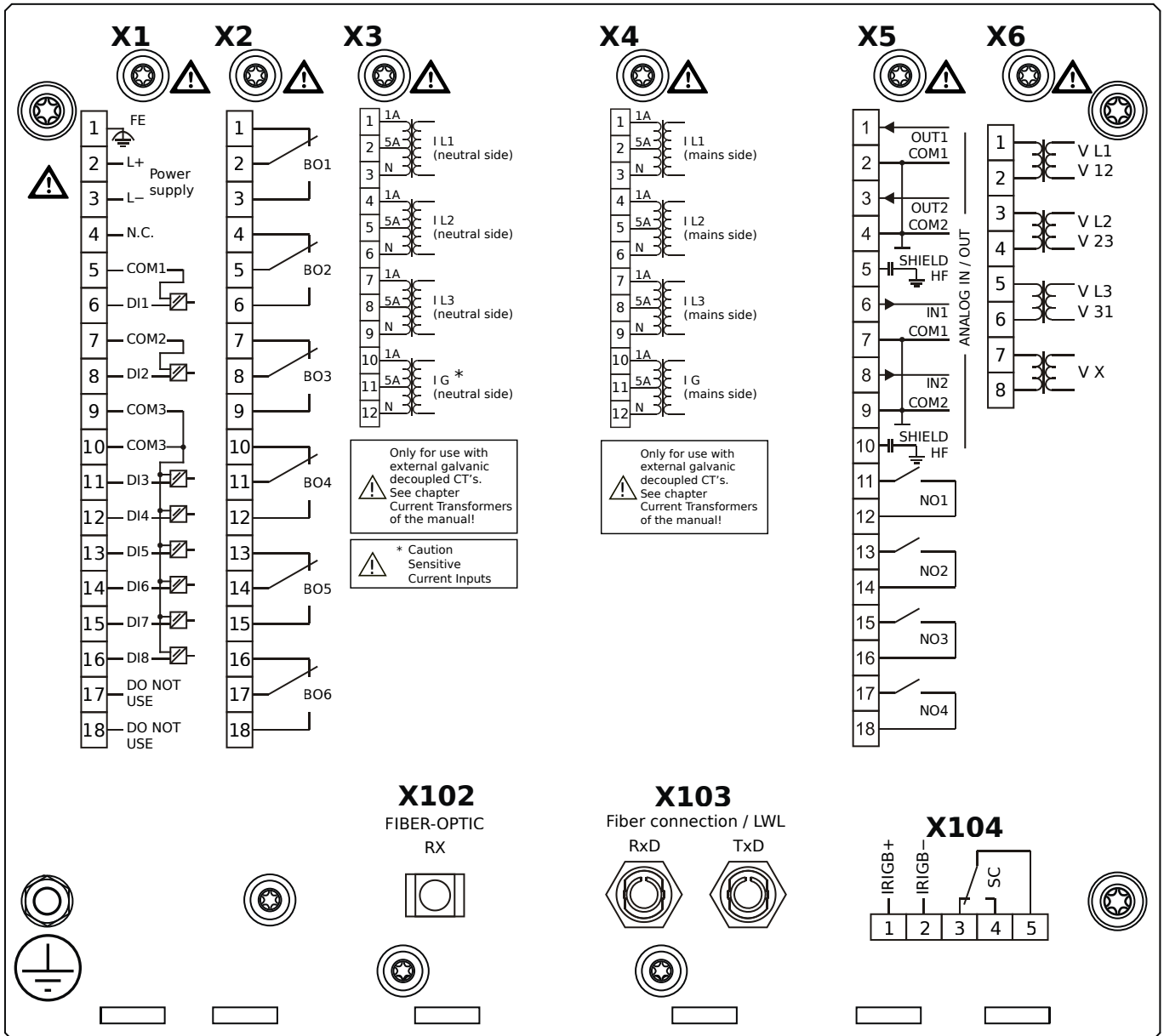


## Housing B2, large display, door mounting

+ Conformal Coating (for installations in harsh environment)

- X1** – DI8-X1: Wide-range power supply unit, incl. 2 non-grouped digital inputs and 6 grouped digital inputs
- X2** – OR6: Assembly Group with 6 Output Relays
- X3** – TIs: Standard phase current measuring card and sensitive ground current measuring (neutral side of the diff. prot.)
- X4** – TI: Standard current measuring card (for the mains side of the differential protection)
- X5** – AnIO2-OR4: Assembly Group with 2 Analog Inputs, 2 Analog Outputs and 4 Output Relays
- X6** – TU: Card with 4 voltage transformer measuring inputs
- X102** – Universal Resistance-Temperature Detector (URTD) input, Fiber optics interface, Versatile Link
- X103** – Profibus-DP, RS485, D-SUB
- X104** – IRIG-B00X, incl. System Contact (Supervision Contact)

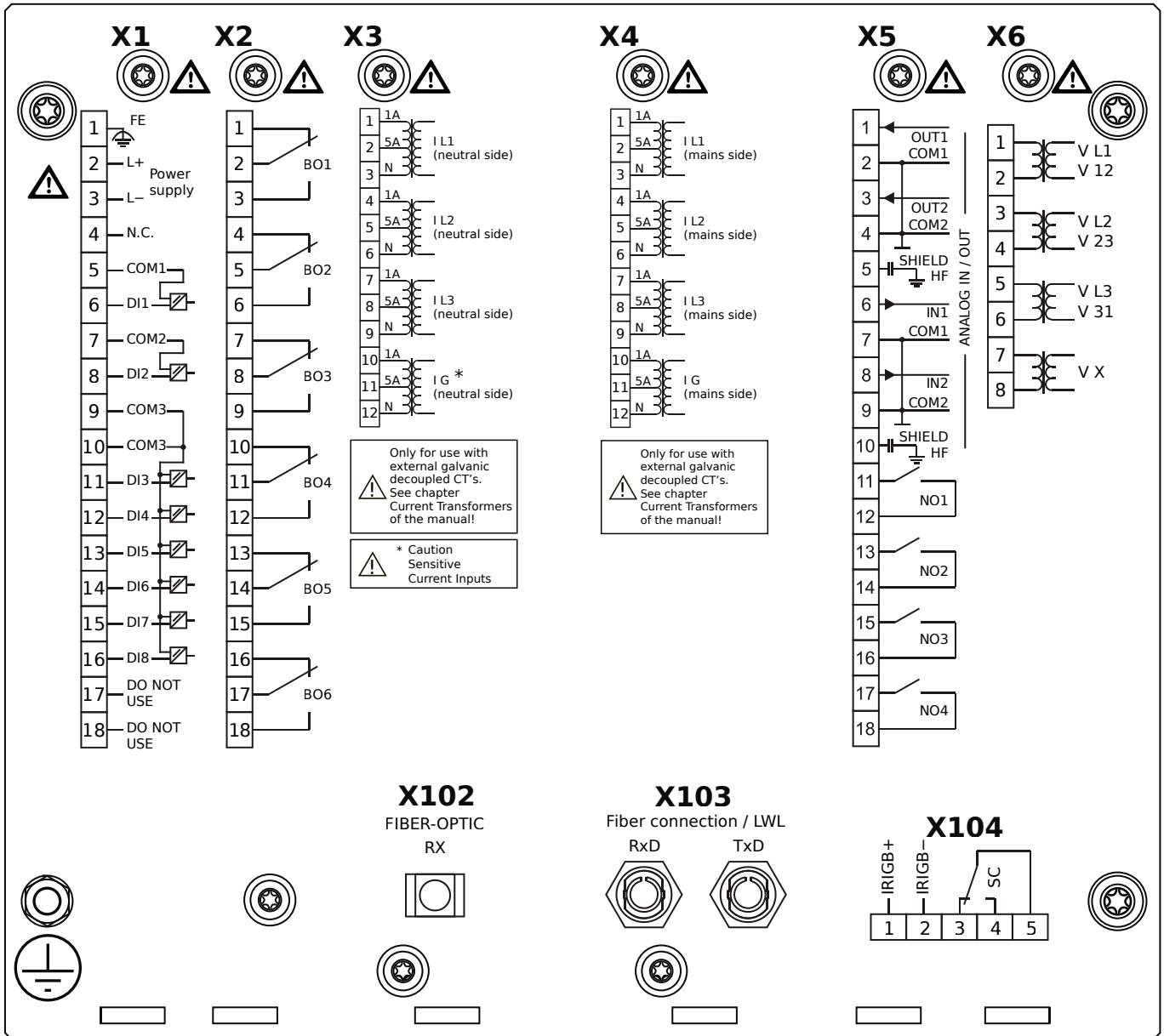
# MCDGV4-2B1AFA



## Housing B2, large display, door mounting

- X1** – DI8-X1: Wide-range power supply unit, incl. 2 non-grouped digital inputs and 6 grouped digital inputs
- X2** – OR6: Assembly Group with 6 Output Relays
- X3** – TIs: Standard phase current measuring card and sensitive ground current measuring (neutral side of the diff. prot.)
- X4** – TI: Standard current measuring card (for the mains side of the differential protection)
- X5** – AnIO2-OR4: Assembly Group with 2 Analog Inputs, 2 Analog Outputs and 4 Output Relays
- X6** – TU: Card with 4 voltage transformer measuring inputs
- X102** – Universal Resistance-Temperature Detector (URTD) input, Fiber optics interface, Versatile Link
- X103** – Modbus RTU / IEC 60870-5-103 / DNP3.0 RTU, Fiber optics interface, ST Connector
- X104** – IRIG-B00X, incl. System Contact (Supervision Contact)

# MCDGV4-2B1AFB



## Housing B2, large display, door mounting

+ Conformal Coating (for installations in harsh environment)

**X1** – DI8-X1: Wide-range power supply unit, incl. 2 non-grouped digital inputs and 6 grouped digital inputs

**X2** – OR6: Assembly Group with 6 Output Relays

**X3** – TIs: Standard phase current measuring card and sensitive ground current measuring (neutral side of the diff. prot.)

**X4** – TI: Standard current measuring card (for the mains side of the differential protection)

**X5** – AnIO2-OR4: Assembly Group with 2 Analog Inputs, 2 Analog Outputs and 4 Output Relays

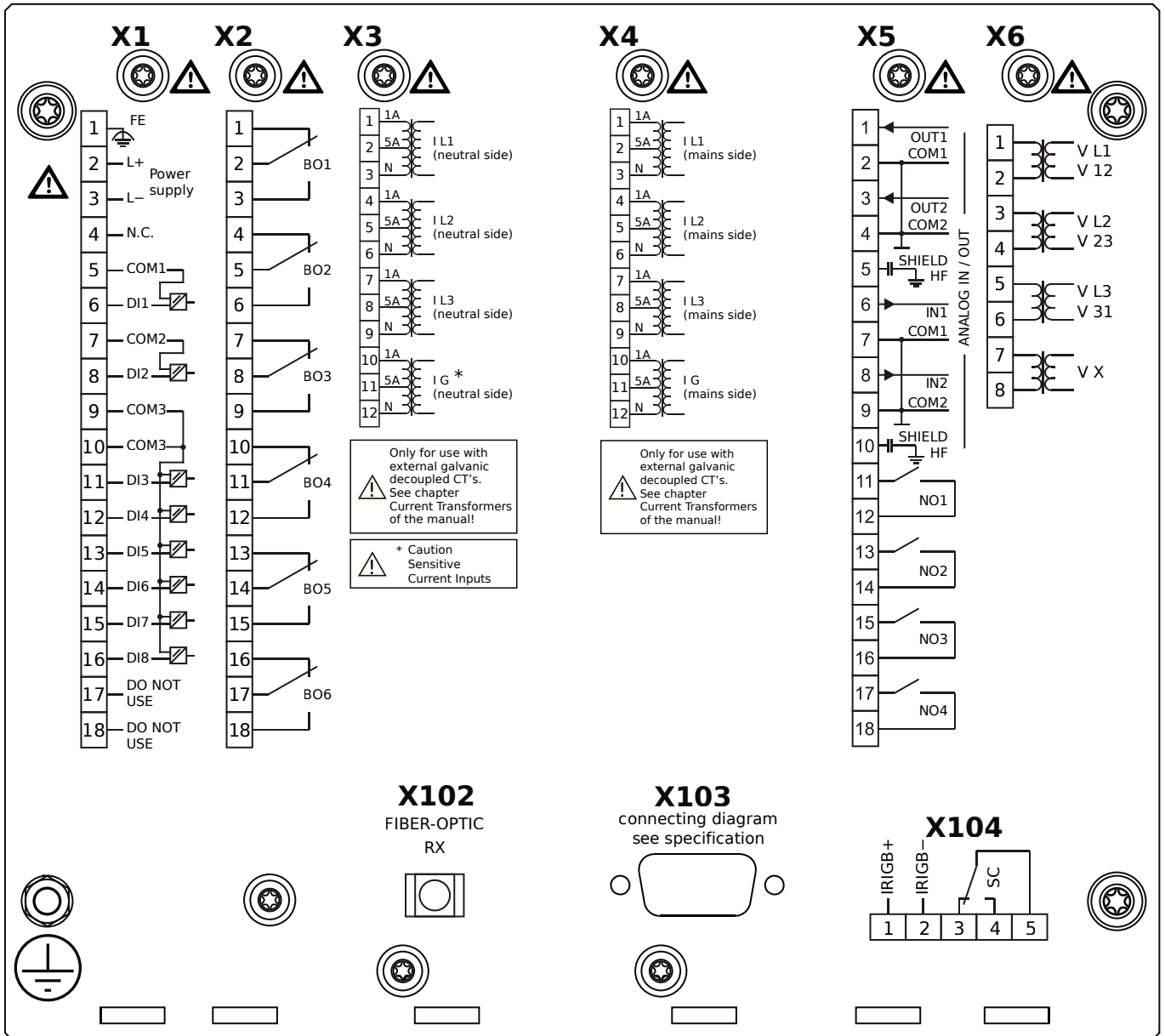
**X6** – TU: Card with 4 voltage transformer measuring inputs

**X102** – Universal Resistance-Temperature Detector (URTD) input, Fiber optics interface, Versatile Link

**X103** – Modbus RTU / IEC 60870-5-103 / DNP3.0 RTU, Fiber optics interface, ST Connector

**X104** – IRIG-B00X, incl. System Contact (Supervision Contact)

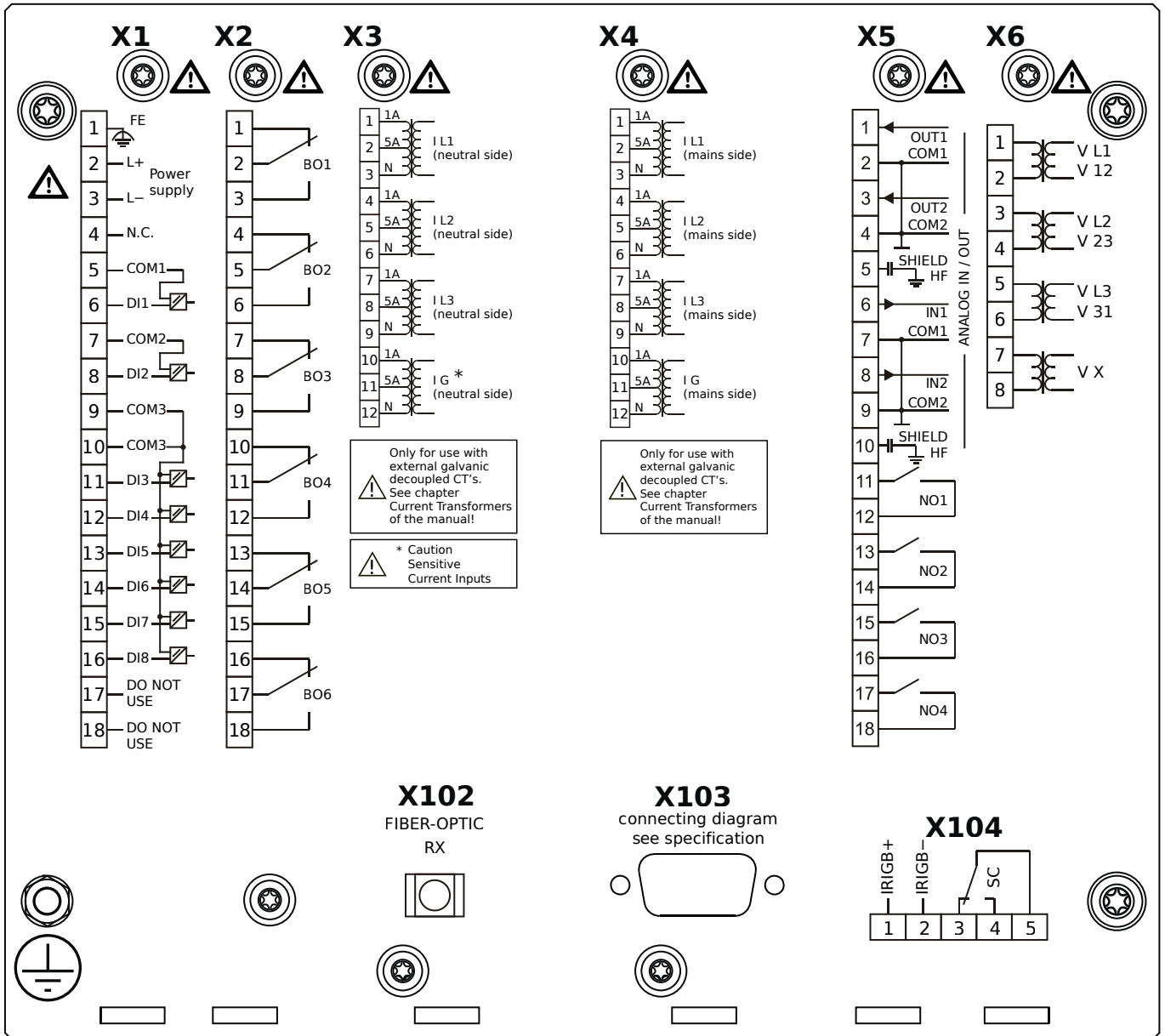
# MCDGV4-2B1AGA



## Housing B2, large display, door mounting

- X1** – DI8-X1: Wide-range power supply unit, incl. 2 non-grouped digital inputs and 6 grouped digital inputs
- X2** – OR6: Assembly Group with 6 Output Relays
- X3** – TIs: Standard phase current measuring card and sensitive ground current measuring (neutral side of the diff. prot.)
- X4** – TI: Standard current measuring card (for the mains side of the differential protection)
- X5** – AnIO2-OR4: Assembly Group with 2 Analog Inputs, 2 Analog Outputs and 4 Output Relays
- X6** – TU: Card with 4 voltage transformer measuring inputs
- X102** – Universal Resistance-Temperature Detector (URTD) input, Fiber optics interface, Versatile Link
- X103** – Modbus RTU / IEC 60870-5-103 / DNP3.0 RTU, RS485, D-SUB
- X104** – IRIG-B00X, incl. System Contact (Supervision Contact)

# MCDGV4-2B1AGB



## Housing B2, large display, door mounting

+ Conformal Coating (for installations in harsh environment)

**X1** – DI8-X1: Wide-range power supply unit, incl. 2 non-grouped digital inputs and 6 grouped digital inputs

**X2** – OR6: Assembly Group with 6 Output Relays

**X3** – TIs: Standard phase current measuring card and sensitive ground current measuring (neutral side of the diff. prot.)

**X4** – TI: Standard current measuring card (for the mains side of the differential protection)

**X5** – AnIO2-OR4: Assembly Group with 2 Analog Inputs, 2 Analog Outputs and 4 Output Relays

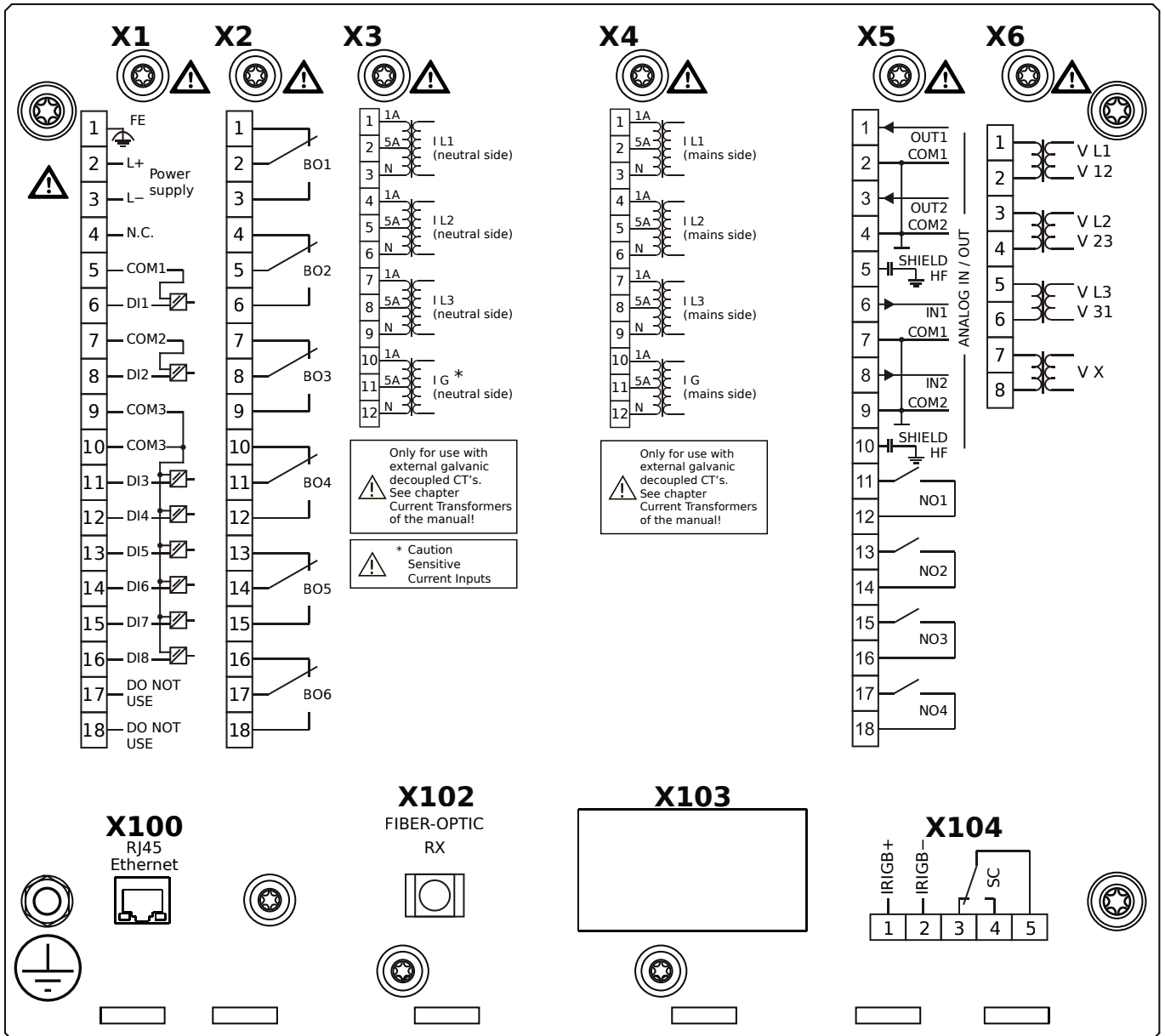
**X6** – TU: Card with 4 voltage transformer measuring inputs

**X102** – Universal Resistance-Temperature Detector (URTD) input, Fiber optics interface, Versatile Link

**X103** – Modbus RTU / IEC 60870-5-103 / DNP3.0 RTU, RS485, D-SUB

**X104** – IRIG-B00X, incl. System Contact (Supervision Contact)

# MCDGV4-2B1AHA

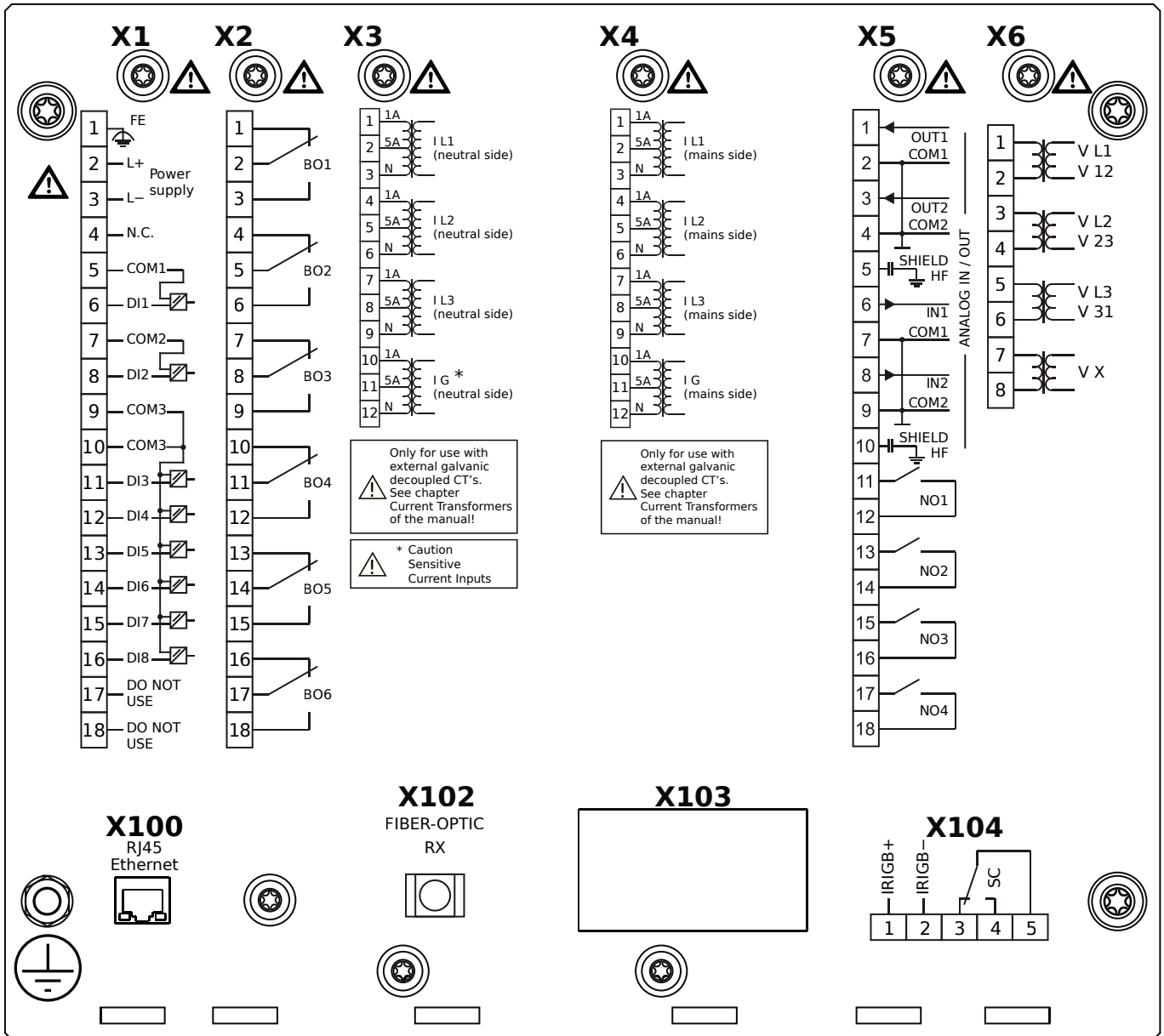


## Housing B2, large display, door mounting

- X1** – DI8-X1: Wide-range power supply unit, incl. 2 non-grouped digital inputs and 6 grouped digital inputs
- X2** – OR6: Assembly Group with 6 Output Relays
- X3** – TIs: Standard phase current measuring card and sensitive ground current measuring (neutral side of the diff. prot.)
- X4** – TI: Standard current measuring card (for the mains side of the differential protection)
- X5** – AnIO2-OR4: Assembly Group with 2 Analog Inputs, 2 Analog Outputs and 4 Output Relays
- X6** – TU: Card with 4 voltage transformer measuring inputs
- X100** – IEC 61850 / Modbus TCP / DNP3.0 TCP/UDP, Ethernet interface, 100 Mbit/s, RJ45 (BASE100-FX)
- X102** – Universal Resistance-Temperature Detector (URTD) input, Fiber optics interface, Versatile Link
- X104** – IRIG-B00X, incl. System Contact (Supervision Contact)



# MCDGV4-2B1AHB

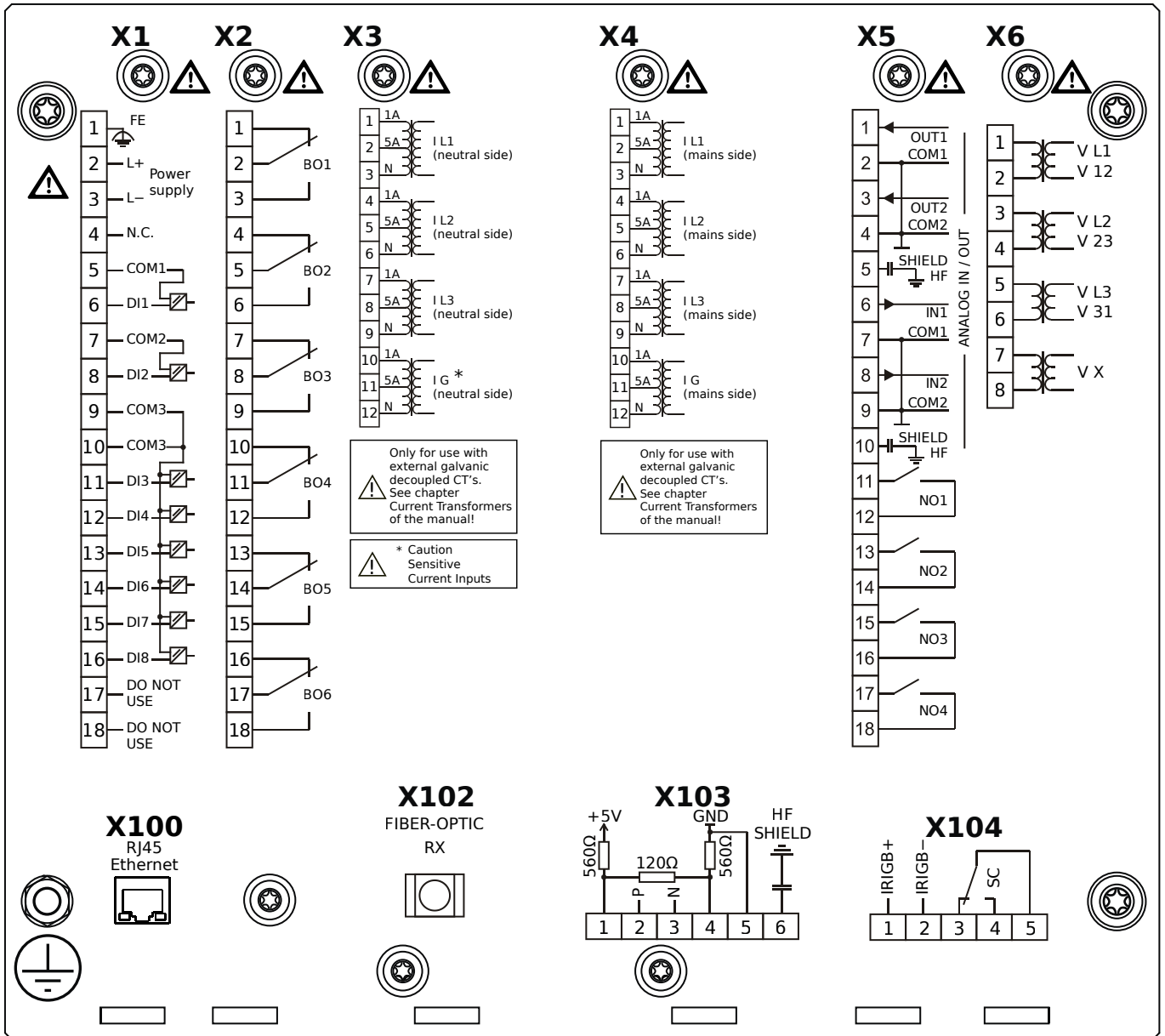


## Housing B2, large display, door mounting

+ Conformal Coating (for installations in harsh environment)

- X1** – DI8-X1: Wide-range power supply unit, incl. 2 non-grouped digital inputs and 6 grouped digital inputs
- X2** – OR6: Assembly Group with 6 Output Relays
- X3** – TIs: Standard phase current measuring card and sensitive ground current measuring (neutral side of the diff. prot.)
- X4** – TI: Standard current measuring card (for the mains side of the differential protection)
- X5** – AnIO2-OR4: Assembly Group with 2 Analog Inputs, 2 Analog Outputs and 4 Output Relays
- X6** – TU: Card with 4 voltage transformer measuring inputs
- X100** – IEC 61850 / Modbus TCP / DNP3.0 TCP/UDP, Ethernet interface, 100 Mbit/s, RJ45 (BASE100-FX)
- X102** – Universal Resistance-Temperature Detector (URTD) input, Fiber optics interface, Versatile Link
- X104** – IRIG-B00X, incl. System Contact (Supervision Contact)

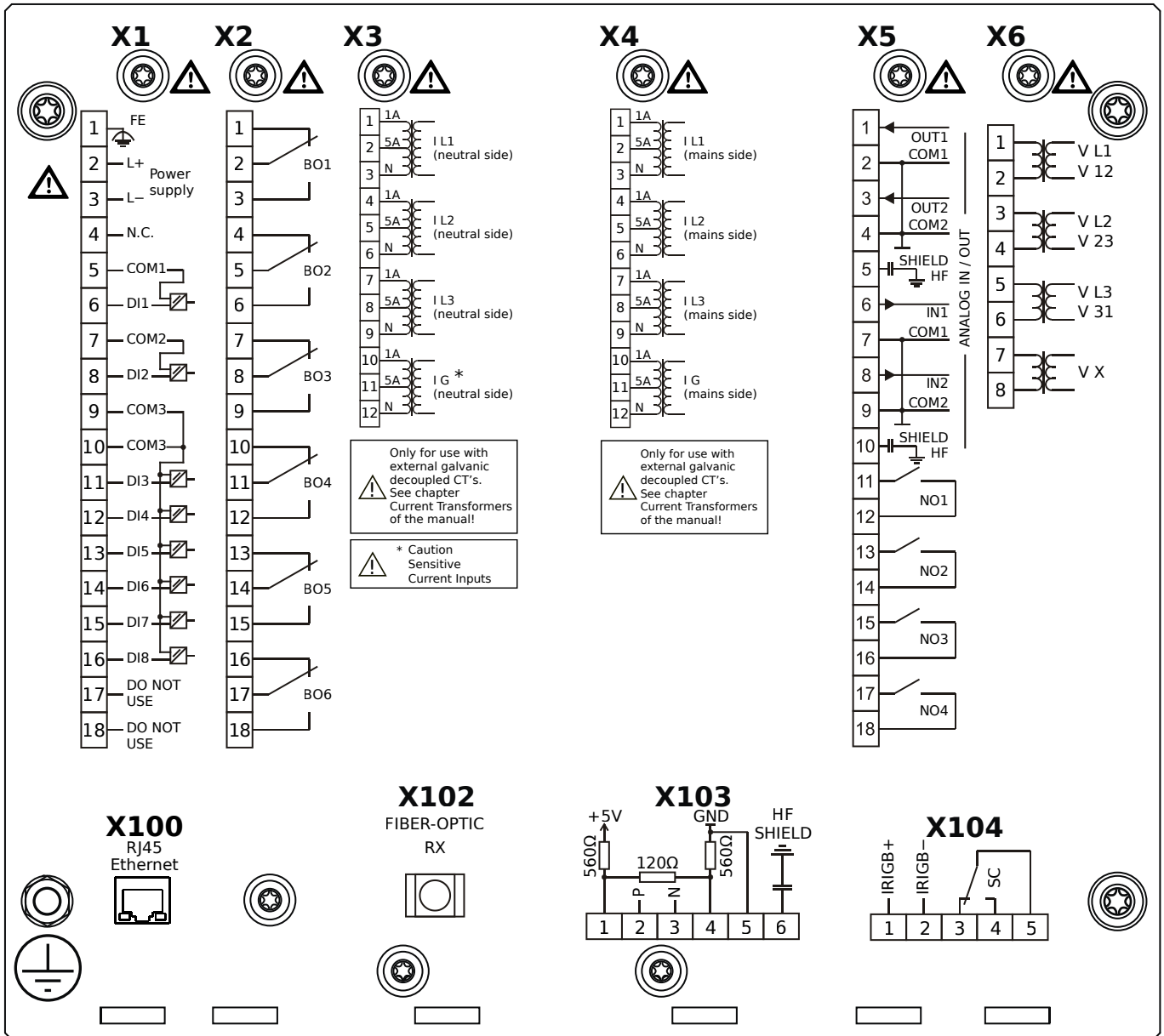
# MCDGV4-2B1AIA



## Housing B2, large display, door mounting

- X1** – DI8-X1: Wide-range power supply unit, incl. 2 non-grouped digital inputs and 6 grouped digital inputs
- X2** – OR6: Assembly Group with 6 Output Relays
- X3** – TIs: Standard phase current measuring card and sensitive ground current measuring (neutral side of the diff. prot.)
- X4** – TI: Standard current measuring card (for the mains side of the differential protection)
- X5** – AnIO2-OR4: Assembly Group with 2 Analog Inputs, 2 Analog Outputs and 4 Output Relays
- X6** – TU: Card with 4 voltage transformer measuring inputs
- X100** – Modbus TCP / DNP3.0 TCP/UDP, Ethernet interface, 100 Mbit/s, RJ45 (BASE100-FX)
- X102** – Universal Resistance-Temperature Detector (URTD) input, Fiber optics interface, Versatile Link
- X103** – IEC 60870-5-103 / Modbus RTU / DNP3.0 RTU, RS485, Terminals
- X104** – IRIG-B00X, incl. System Contact (Supervision Contact)

# MCDGV4-2B1AIB

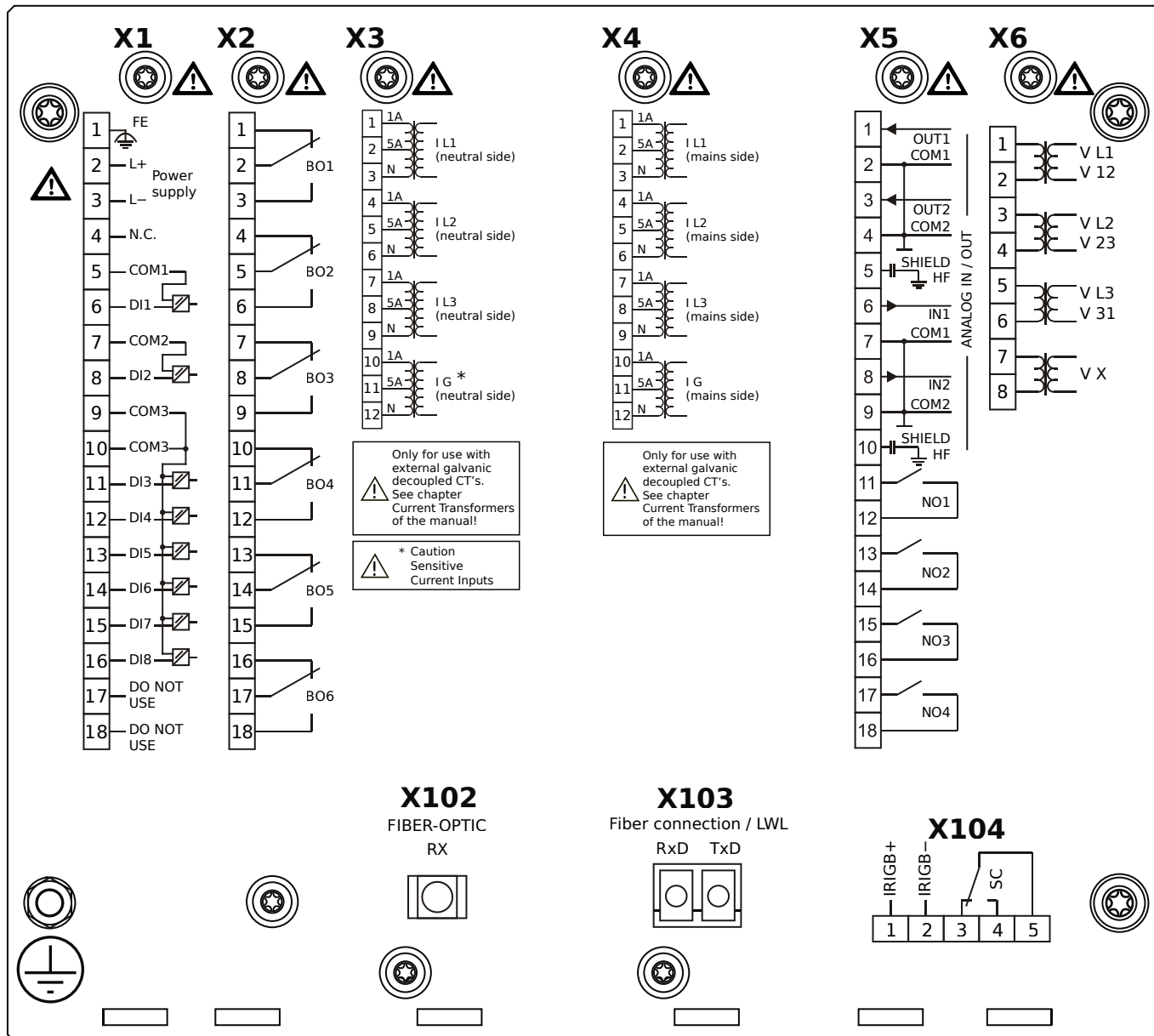


## Housing B2, large display, door mounting

+ Conformal Coating (for installations in harsh environment)

- X1** – DI8-X1: Wide-range power supply unit, incl. 2 non-grouped digital inputs and 6 grouped digital inputs
- X2** – OR6: Assembly Group with 6 Output Relays
- X3** – TIs: Standard phase current measuring card and sensitive ground current measuring (neutral side of the diff. prot.)
- X4** – TI: Standard current measuring card (for the mains side of the differential protection)
- X5** – AnIO2-OR4: Assembly Group with 2 Analog Inputs, 2 Analog Outputs and 4 Output Relays
- X6** – TU: Card with 4 voltage transformer measuring inputs
- X100** – Modbus TCP / DNP3.0 TCP/UDP, Ethernet interface, 100 Mbit/s, RJ45 (BASE100-FX)
- X102** – Universal Resistance-Temperature Detector (URTD) input, Fiber optics interface, Versatile Link
- X103** – IEC 60870-5-103 / Modbus RTU / DNP3.0 RTU, RS485, Terminals
- X104** – IRIG-B00X, incl. System Contact (Supervision Contact)

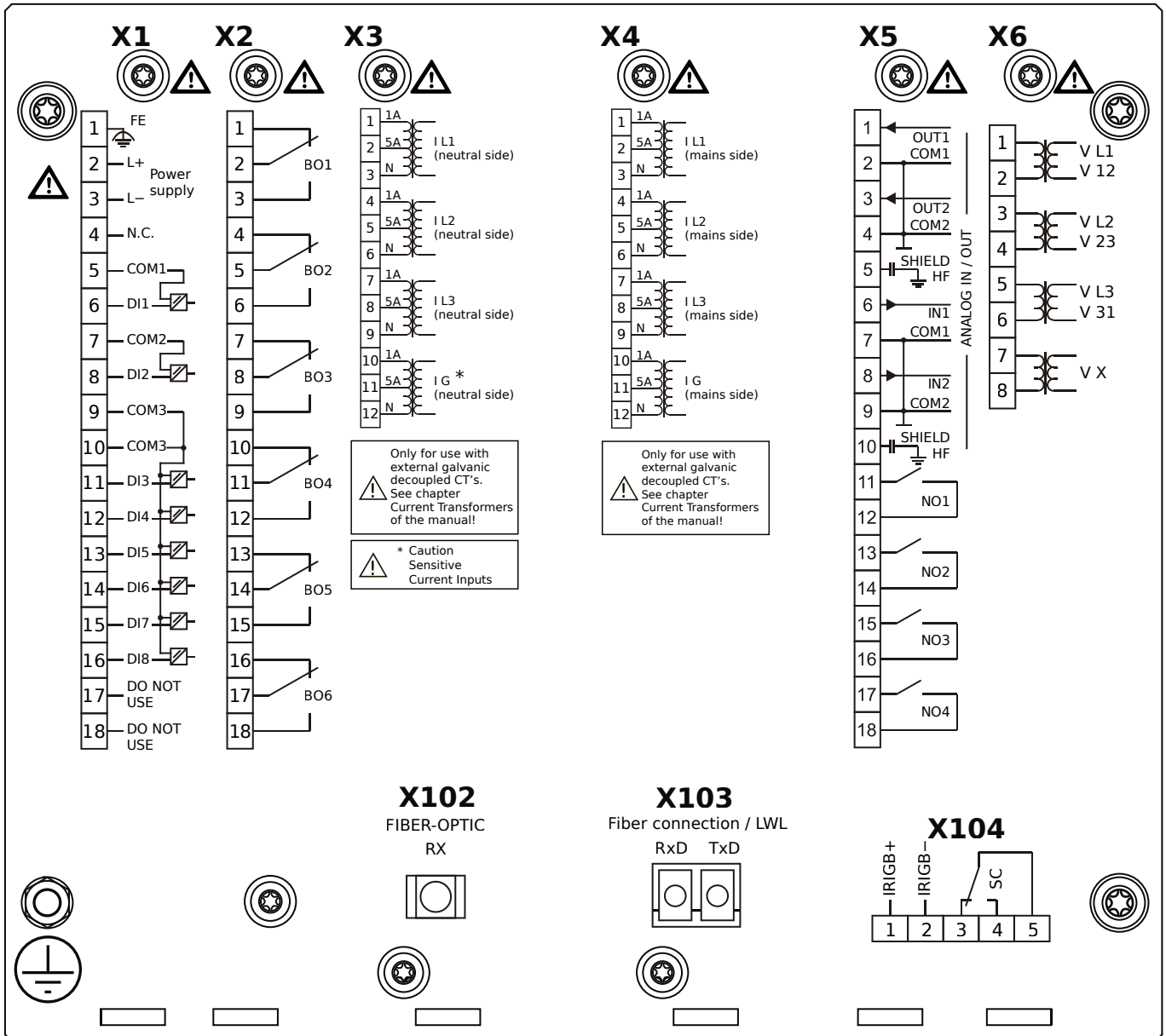
# MCDGV4-2B1AKA



## Housing B2, large display, door mounting

- X1** – DI8-X1: Wide-range power supply unit, incl. 2 non-grouped digital inputs and 6 grouped digital inputs
- X2** – OR6: Assembly Group with 6 Output Relays
- X3** – TIs: Standard phase current measuring card and sensitive ground current measuring (neutral side of the diff. prot.)
- X4** – TI: Standard current measuring card (for the mains side of the differential protection)
- X5** – AnIO2-OR4: Assembly Group with 2 Analog Inputs, 2 Analog Outputs and 4 Output Relays
- X6** – TU: Card with 4 voltage transformer measuring inputs
- X102** – Universal Resistance-Temperature Detector (URTD) input, Fiber optics interface, Versatile Link
- X103** – IEC 61850 / Modbus TCP / DNP3.0 TCP/UDP, Fiber optics interface, LC Connector
- X104** – IRIG-B00X, incl. System Contact (Supervision Contact)

# MCDGV4-2B1AKB



## Housing B2, large display, door mounting

+ Conformal Coating (for installations in harsh environment)

**X1** – DI8-X1: Wide-range power supply unit, incl. 2 non-grouped digital inputs and 6 grouped digital inputs

**X2** – OR6: Assembly Group with 6 Output Relays

**X3** – TIs: Standard phase current measuring card and sensitive ground current measuring (neutral side of the diff. prot.)

**X4** – TI: Standard current measuring card (for the mains side of the differential protection)

**X5** – AnIO2-OR4: Assembly Group with 2 Analog Inputs, 2 Analog Outputs and 4 Output Relays

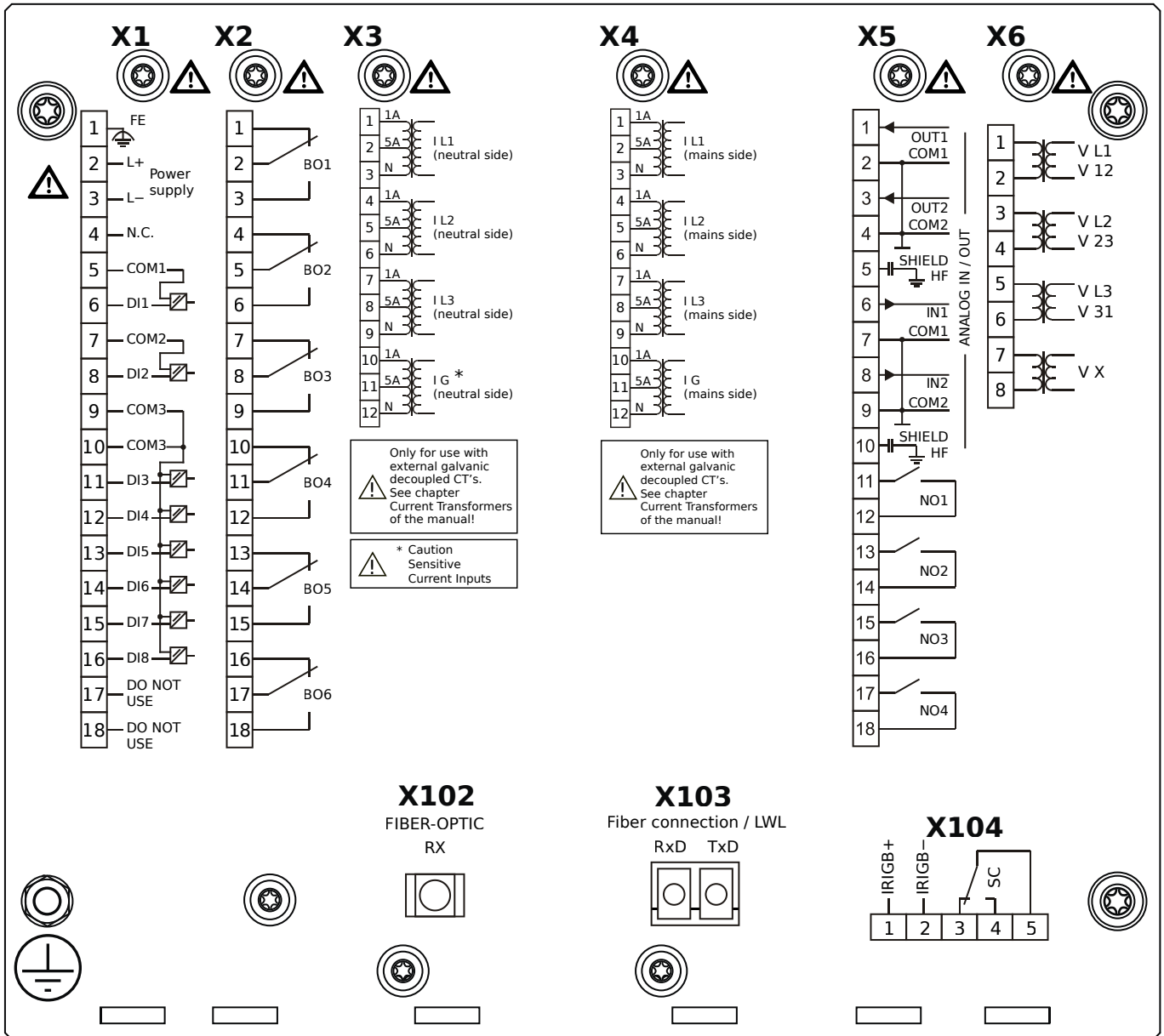
**X6** – TU: Card with 4 voltage transformer measuring inputs

**X102** – Universal Resistance-Temperature Detector (URTD) input, Fiber optics interface, Versatile Link

**X103** – IEC 61850 / Modbus TCP / DNP3.0 TCP/UDP, Fiber optics interface, LC Connector

**X104** – IRIG-B00X, incl. System Contact (Supervision Contact)

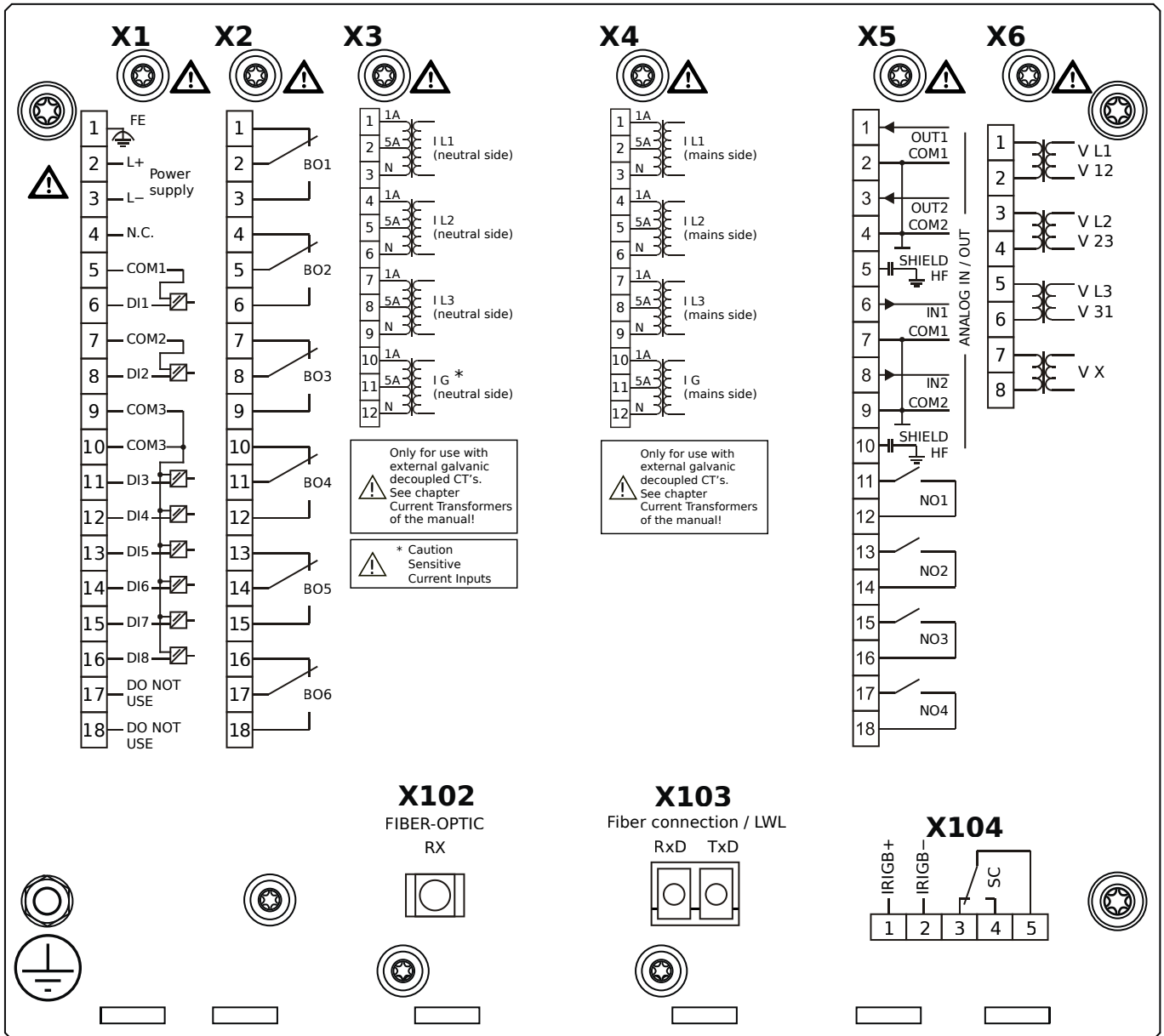
# MCDGV4-2B1ALA



## Housing B2, large display, door mounting

- X1** – DI8-X1: Wide-range power supply unit, incl. 2 non-grouped digital inputs and 6 grouped digital inputs
- X2** – OR6: Assembly Group with 6 Output Relays
- X3** – TIs: Standard phase current measuring card and sensitive ground current measuring (neutral side of the diff. prot.)
- X4** – TI: Standard current measuring card (for the mains side of the differential protection)
- X5** – AnIO2-OR4: Assembly Group with 2 Analog Inputs, 2 Analog Outputs and 4 Output Relays
- X6** – TU: Card with 4 voltage transformer measuring inputs
- X102** – Universal Resistance-Temperature Detector (URTD) input, Fiber optics interface, Versatile Link
- X103** – Modbus TCP / DNP3.0 TCP/UDP, Fiber optics interface, LC Connector
- X104** – IRIG-B00X, incl. System Contact (Supervision Contact)

# MCDGV4-2B1ALB



## Housing B2, large display, door mounting

+ Conformal Coating (for installations in harsh environment)

**X1** – DI8-X1: Wide-range power supply unit, incl. 2 non-grouped digital inputs and 6 grouped digital inputs

**X2** – OR6: Assembly Group with 6 Output Relays

**X3** – TIs: Standard phase current measuring card and sensitive ground current measuring (neutral side of the diff. prot.)

**X4** – TI: Standard current measuring card (for the mains side of the differential protection)

**X5** – AnIO2-OR4: Assembly Group with 2 Analog Inputs, 2 Analog Outputs and 4 Output Relays

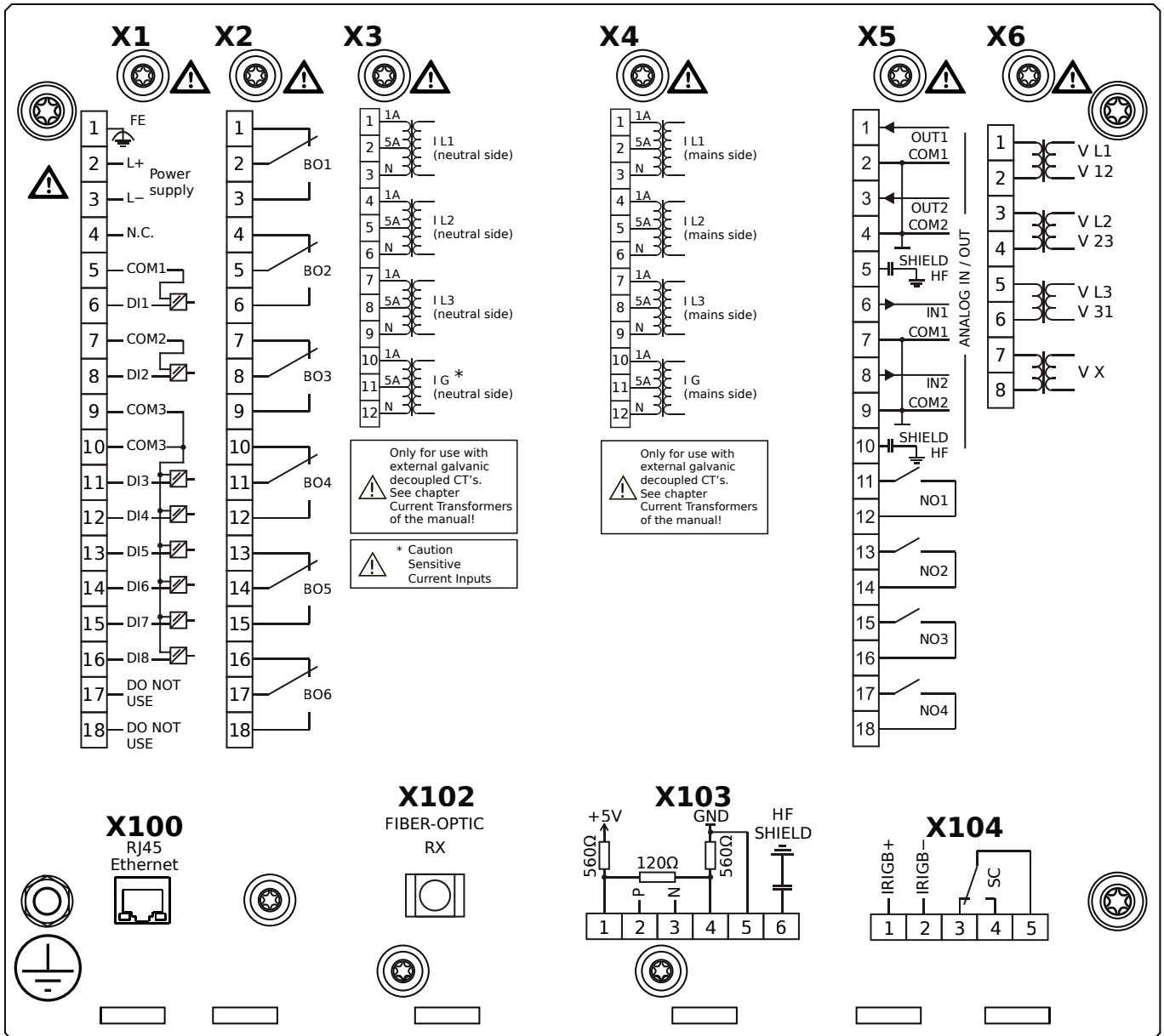
**X6** – TU: Card with 4 voltage transformer measuring inputs

**X102** – Universal Resistance-Temperature Detector (URTD) input, Fiber optics interface, Versatile Link

**X103** – Modbus TCP / DNP3.0 TCP/UDP, Fiber optics interface, LC Connector

**X104** – IRIG-B00X, incl. System Contact (Supervision Contact)

# MCDGV4-2B1ATA

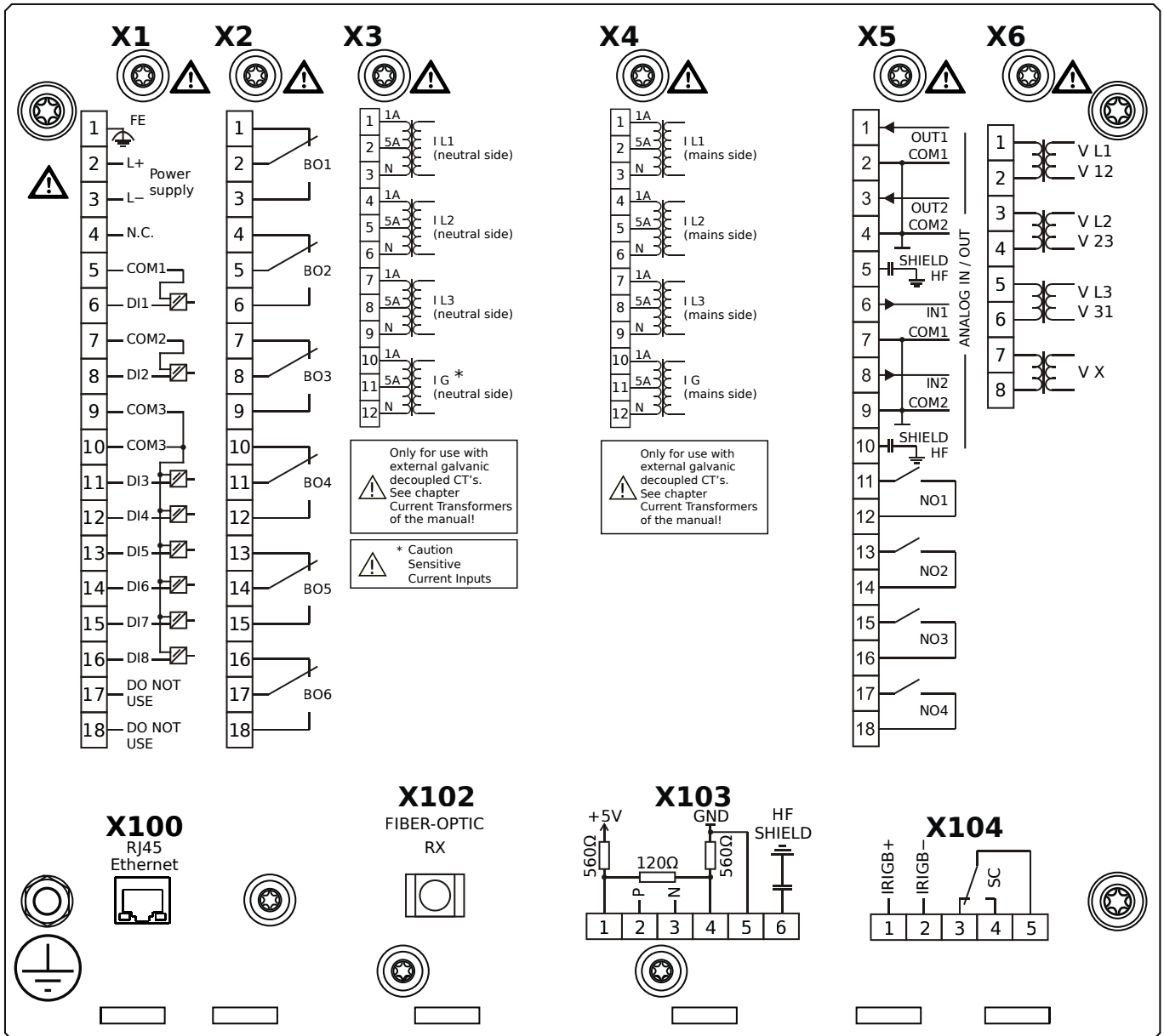


## Housing B2, large display, door mounting

- X1** – DI8-X1: Wide-range power supply unit, incl. 2 non-grouped digital inputs and 6 grouped digital inputs
- X2** – OR6: Assembly Group with 6 Output Relays
- X3** – TIs: Standard phase current measuring card and sensitive ground current measuring (neutral side of the diff. prot.)
- X4** – TI: Standard current measuring card (for the mains side of the differential protection)
- X5** – AnIO2-OR4: Assembly Group with 2 Analog Inputs, 2 Analog Outputs and 4 Output Relays
- X6** – TU: Card with 4 voltage transformer measuring inputs
- X100** – IEC 61850 / Modbus TCP / DNP3.0 TCP/UDP, Ethernet interface, 100 Mbit/s, RJ45 (BASE100-FX)
- X102** – Universal Resistance-Temperature Detector (URTD) input, Fiber optics interface, Versatile Link
- X103** – IEC 60870-5-103 / Modbus RTU / DNP3.0 RTU, RS485, Terminals
- X104** – IRIG-B00X, incl. System Contact (Supervision Contact)



# MCDGV4-2B1ATB

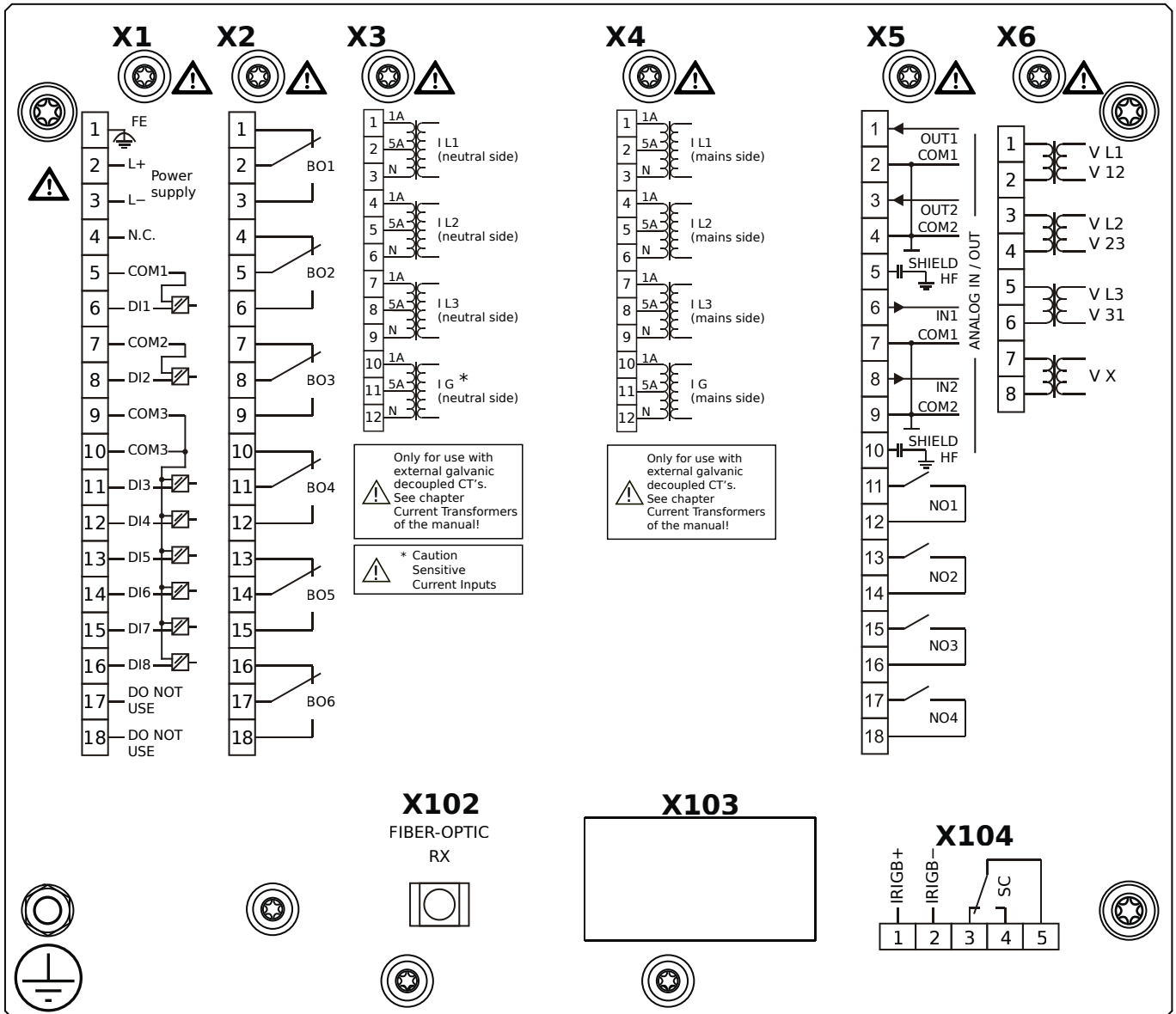


## Housing B2, large display, door mounting

+ Conformal Coating (for installations in harsh environment)

- X1** – DI8-X1: Wide-range power supply unit, incl. 2 non-grouped digital inputs and 6 grouped digital inputs
- X2** – OR6: Assembly Group with 6 Output Relays
- X3** – TIs: Standard phase current measuring card and sensitive ground current measuring (neutral side of the diff. prot.)
- X4** – TI: Standard current measuring card (for the mains side of the differential protection)
- X5** – AnIO2-OR4: Assembly Group with 2 Analog Inputs, 2 Analog Outputs and 4 Output Relays
- X6** – TU: Card with 4 voltage transformer measuring inputs
- X100** – IEC 61850 / Modbus TCP / DNP3.0 TCP/UDP, Ethernet interface, 100 Mbit/s, RJ45 (BASE100-FX)
- X102** – Universal Resistance-Temperature Detector (URTD) input, Fiber optics interface, Versatile Link
- X103** – IEC 60870-5-103 / Modbus RTU / DNP3.0 RTU, RS485, Terminals
- X104** – IRIG-B00X, incl. System Contact (Supervision Contact)

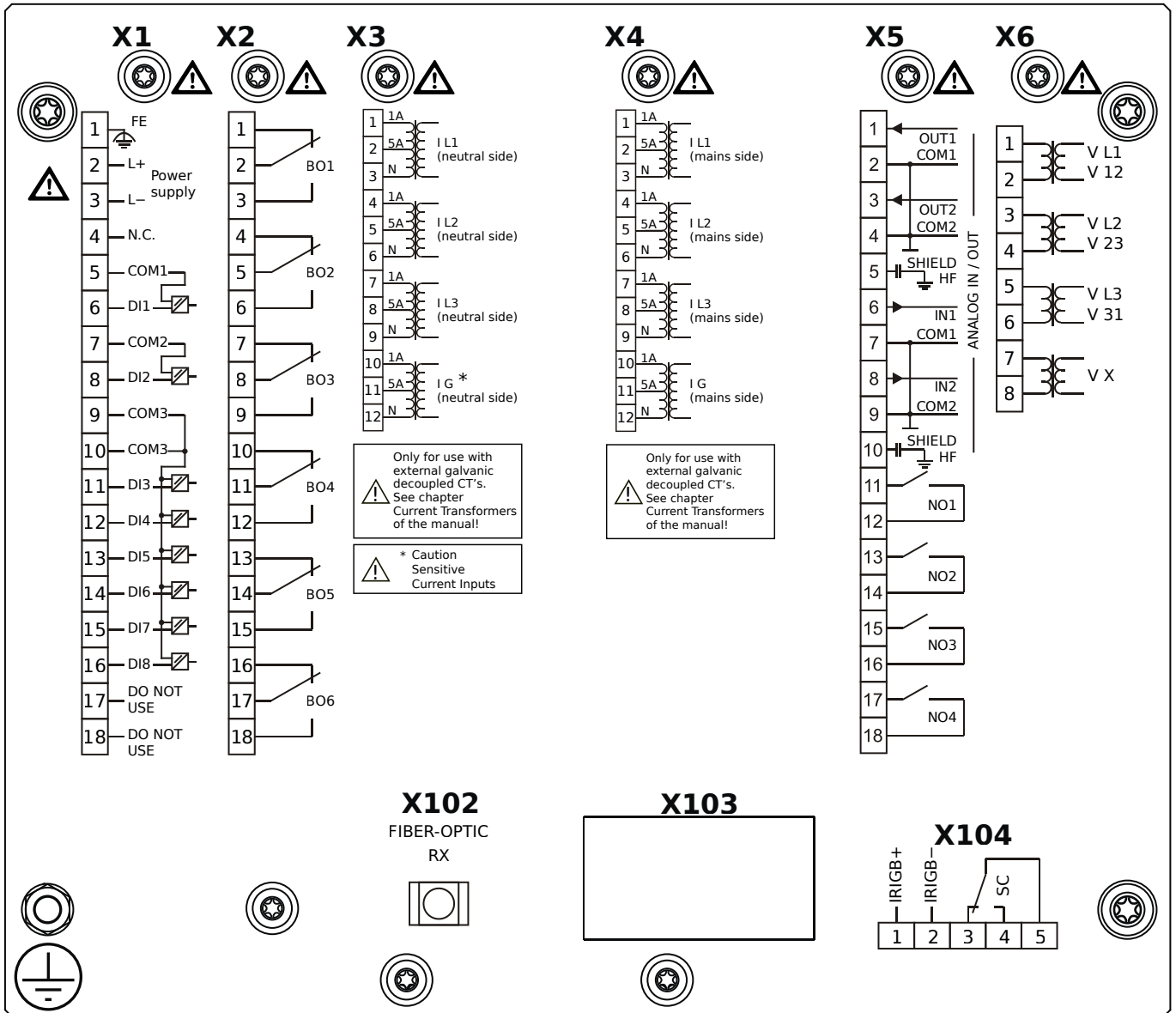
# MCDGV4-2B1BAA



## Housing B2, large display, 19" rack mounting

- X1** – DI8-X1: Wide-range power supply unit, incl. 2 non-grouped digital inputs and 6 grouped digital inputs
- X2** – OR6: Assembly Group with 6 Output Relays
- X3** – TIs: Standard phase current measuring card and sensitive ground current measuring (neutral side of the diff. prot.)
- X4** – TI: Standard current measuring card (for the mains side of the differential protection)
- X5** – AnIO2-OR4: Assembly Group with 2 Analog Inputs, 2 Analog Outputs and 4 Output Relays
- X6** – TU: Card with 4 voltage transformer measuring inputs
- X102** – Universal Resistance-Temperature Detector (URTD) input, Fiber optics interface, Versatile Link
- X104** – IRIG-B00X, incl. System Contact (Supervision Contact)

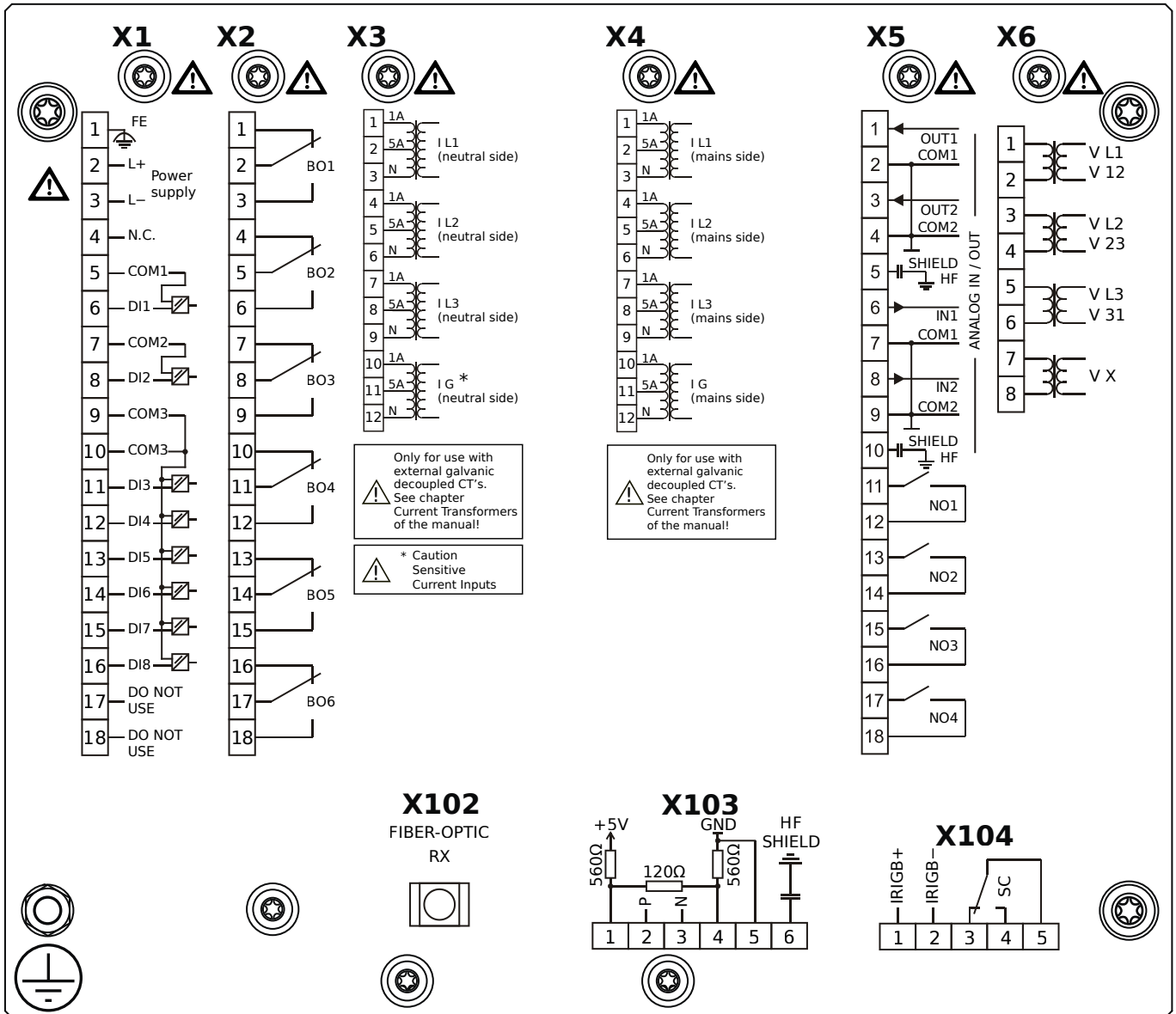
# MCDGV4-2B1BAB



## Housing B2, large display, 19" rack mounting

- + Conformal Coating (for installations in harsh environment)
- X1** – DI8-X1: Wide-range power supply unit, incl. 2 non-grouped digital inputs and 6 grouped digital inputs
- X2** – OR6: Assembly Group with 6 Output Relays
- X3** – TIs: Standard phase current measuring card and sensitive ground current measuring (neutral side of the diff. prot.)
- X4** – TI: Standard current measuring card (for the mains side of the differential protection)
- X5** – AnIO2-OR4: Assembly Group with 2 Analog Inputs, 2 Analog Outputs and 4 Output Relays
- X6** – TU: Card with 4 voltage transformer measuring inputs
- X102** – Universal Resistance-Temperature Detector (URTD) input, Fiber optics interface, Versatile Link
- X104** – IRIG-B00X, incl. System Contact (Supervision Contact)

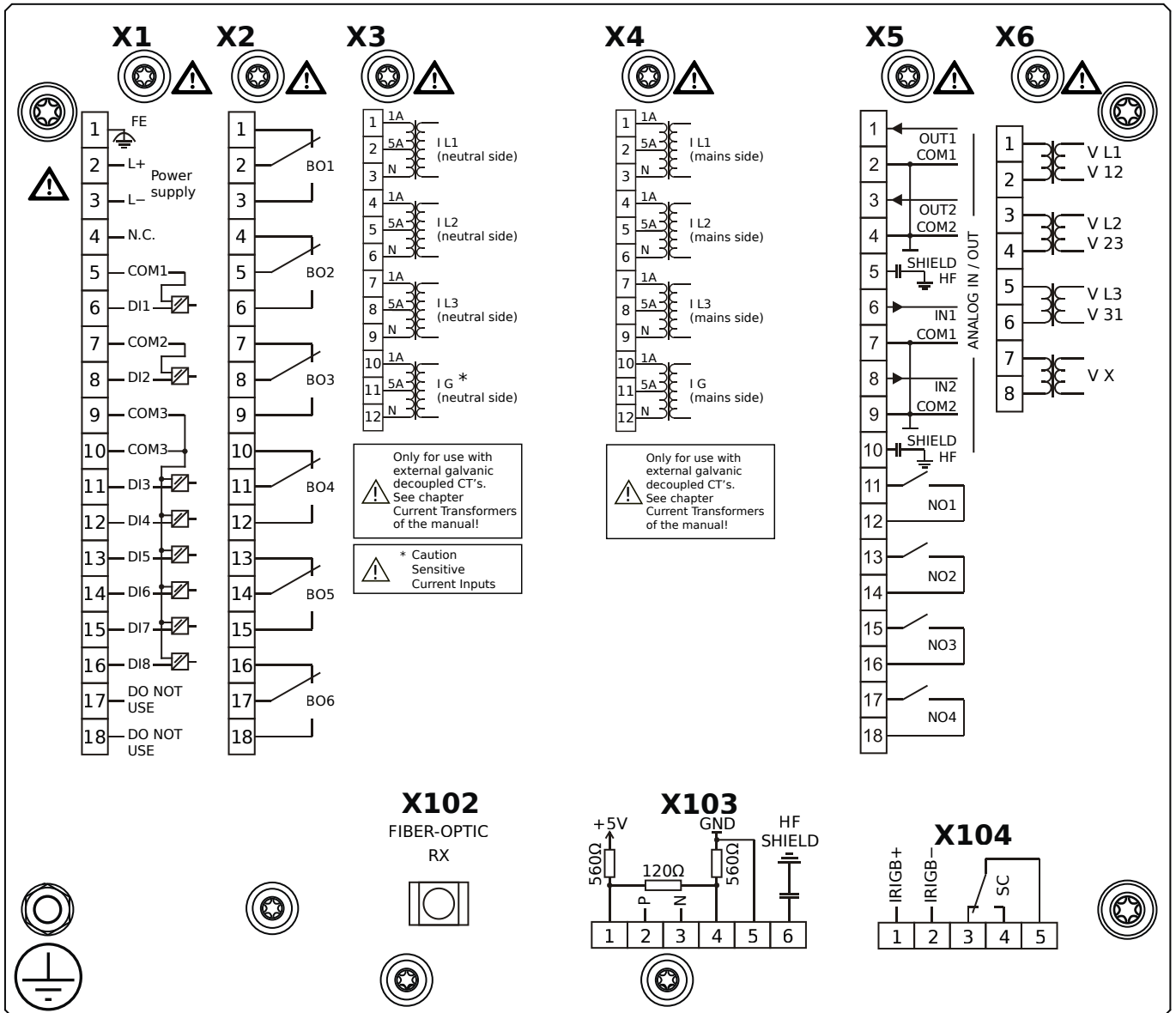
# MCDGV4-2B1BBA



## Housing B2, large display, 19" rack mounting

- X1** – DI8-X1: Wide-range power supply unit, incl. 2 non-grouped digital inputs and 6 grouped digital inputs
- X2** – OR6: Assembly Group with 6 Output Relays
- X3** – TIs: Standard phase current measuring card and sensitive ground current measuring (neutral side of the diff. prot.)
- X4** – TI: Standard current measuring card (for the mains side of the differential protection)
- X5** – AnIO2-OR4: Assembly Group with 2 Analog Inputs, 2 Analog Outputs and 4 Output Relays
- X6** – TU: Card with 4 voltage transformer measuring inputs
- X102** – Universal Resistance-Temperature Detector (URTD) input, Fiber optics interface, Versatile Link
- X103** – Modbus RTU / IEC 60870-5-103 / DNP3.0 RTU, RS485, Terminals
- X104** – IRIG-B00X, incl. System Contact (Supervision Contact)

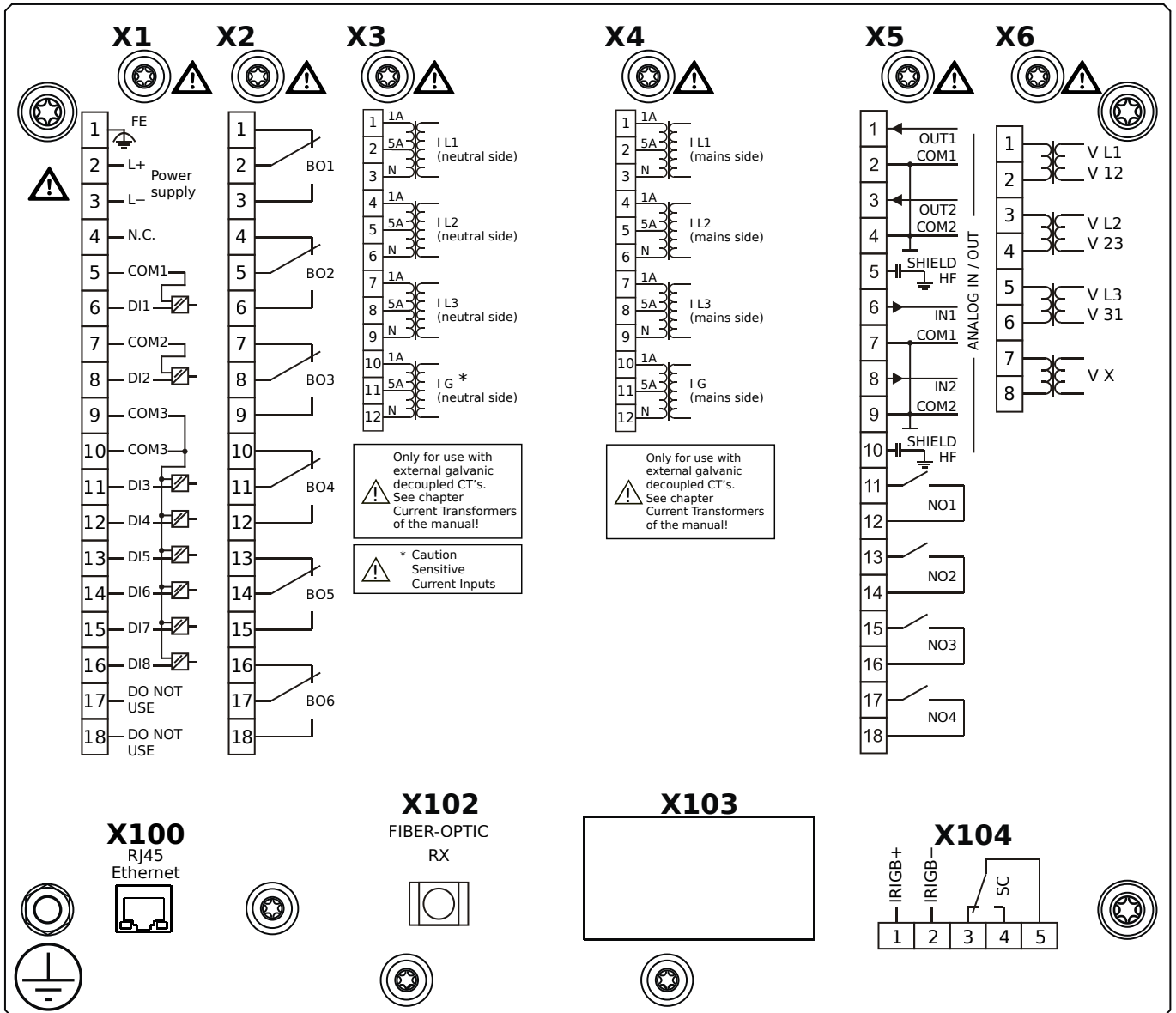
# MCDGV4-2B1BBB



## Housing B2, large display, 19" rack mounting

- + Conformal Coating (for installations in harsh environment)
- X1** – DI8-X1: Wide-range power supply unit, incl. 2 non-grouped digital inputs and 6 grouped digital inputs
- X2** – OR6: Assembly Group with 6 Output Relays
- X3** – TIs: Standard phase current measuring card and sensitive ground current measuring (neutral side of the diff. prot.)
- X4** – TI: Standard current measuring card (for the mains side of the differential protection)
- X5** – AnIO2-OR4: Assembly Group with 2 Analog Inputs, 2 Analog Outputs and 4 Output Relays
- X6** – TU: Card with 4 voltage transformer measuring inputs
- X102** – Universal Resistance-Temperature Detector (URTD) input, Fiber optics interface, Versatile Link
- X103** – Modbus RTU / IEC 60870-5-103 / DNP3.0 RTU, RS485, Terminals
- X104** – IRIG-B00X, incl. System Contact (Supervision Contact)

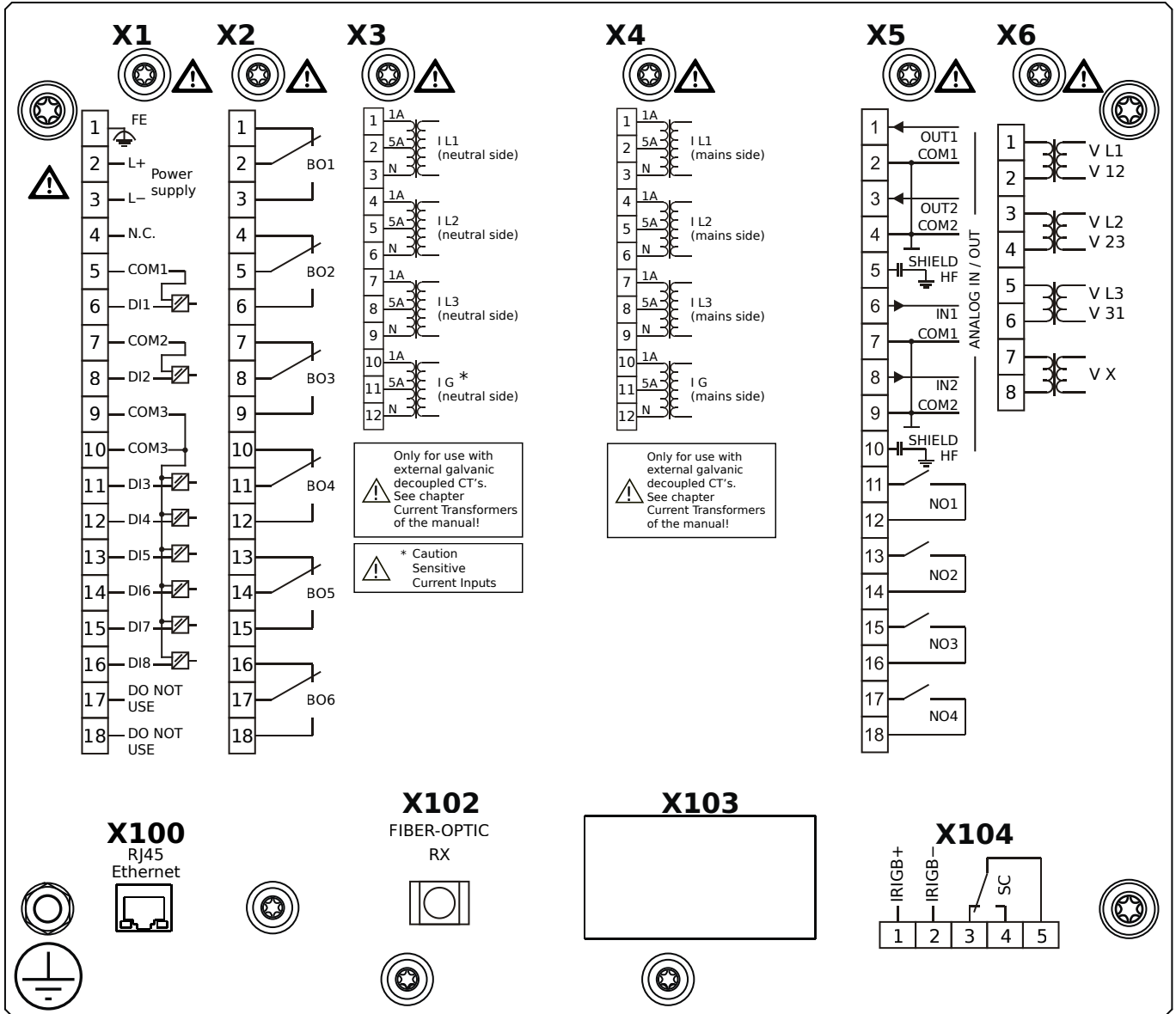
# MCDGV4-2B1BCA



## Housing B2, large display, 19" rack mounting

- X1** – DI8-X1: Wide-range power supply unit, incl. 2 non-grouped digital inputs and 6 grouped digital inputs
- X2** – OR6: Assembly Group with 6 Output Relays
- X3** – TIs: Standard phase current measuring card and sensitive ground current measuring (neutral side of the diff. prot.)
- X4** – TI: Standard current measuring card (for the mains side of the differential protection)
- X5** – AnIO2-OR4: Assembly Group with 2 Analog Inputs, 2 Analog Outputs and 4 Output Relays
- X6** – TU: Card with 4 voltage transformer measuring inputs
- X100** – Modbus TCP / DNP3.0 TCP/UDP, Ethernet interface, 100 Mbit/s, RJ45 (BASE100-FX)
- X102** – Universal Resistance-Temperature Detector (URTD) input, Fiber optics interface, Versatile Link
- X104** – IRIG-B00X, incl. System Contact (Supervision Contact)

# MCDGV4-2B1BCB

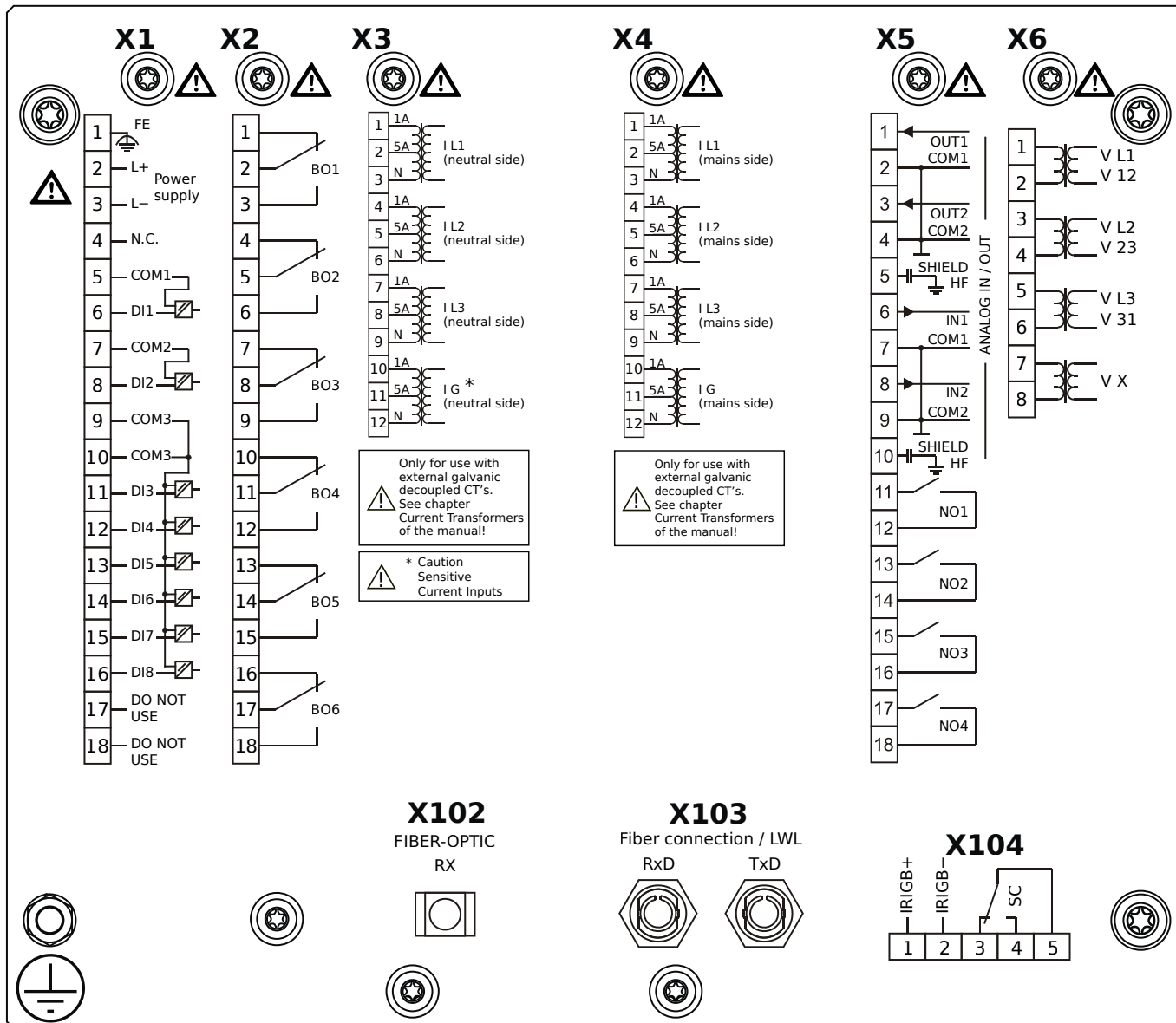


## Housing B2, large display, 19" rack mounting

+ Conformal Coating (for installations in harsh environment)

- X1** – DI8-X1: Wide-range power supply unit, incl. 2 non-grouped digital inputs and 6 grouped digital inputs
- X2** – OR6: Assembly Group with 6 Output Relays
- X3** – TIs: Standard phase current measuring card and sensitive ground current measuring (neutral side of the diff. prot.)
- X4** – TI: Standard current measuring card (for the mains side of the differential protection)
- X5** – AnIO2-OR4: Assembly Group with 2 Analog Inputs, 2 Analog Outputs and 4 Output Relays
- X6** – TU: Card with 4 voltage transformer measuring inputs
- X100** – Modbus TCP / DNP3.0 TCP/UDP, Ethernet interface, 100 Mbit/s, RJ45 (BASE100-FX)
- X102** – Universal Resistance-Temperature Detector (URTD) input, Fiber optics interface, Versatile Link
- X104** – IRIG-B00X, incl. System Contact (Supervision Contact)

# MCDGV4-2B1BDA

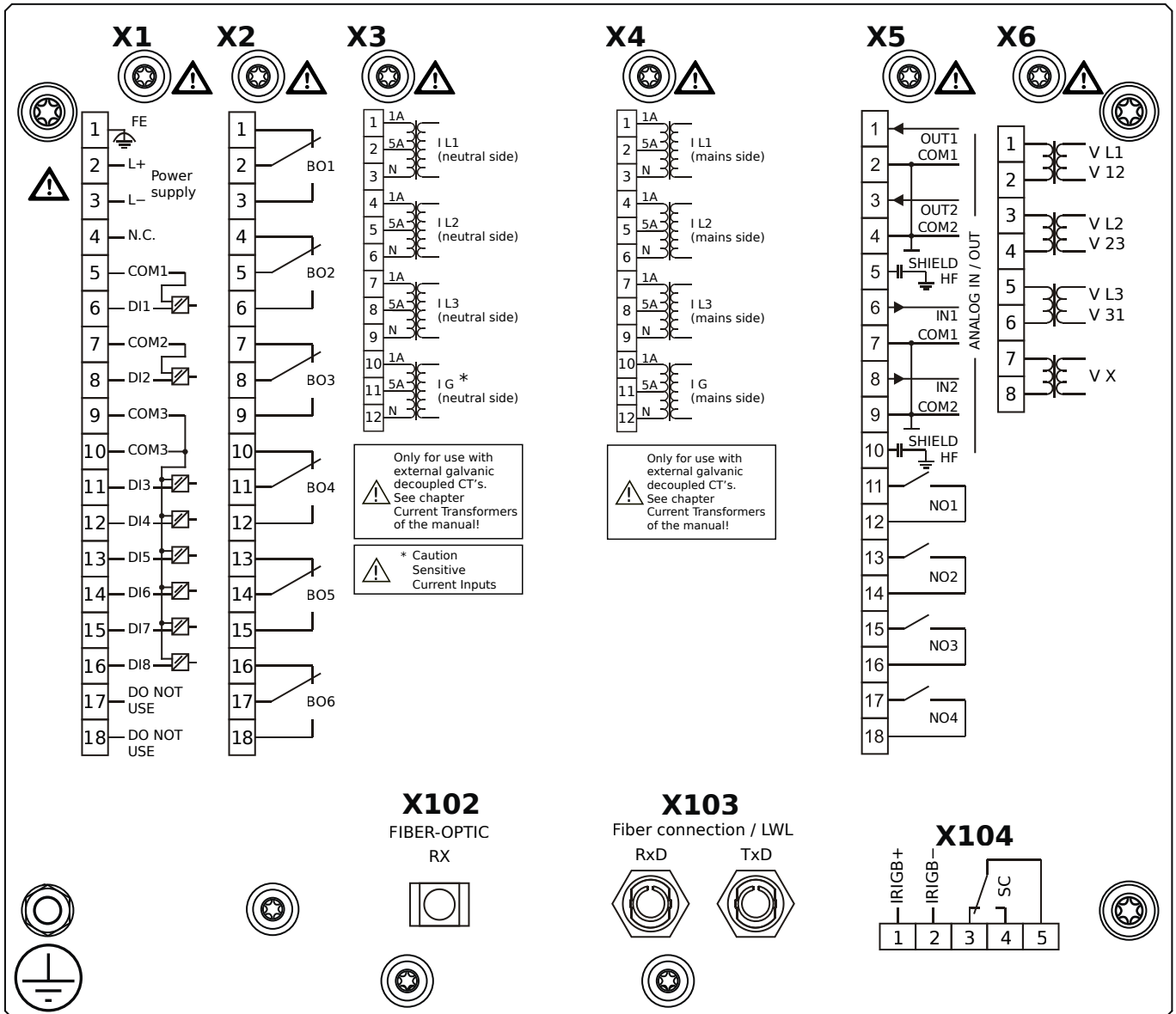


## Housing B2, large display, 19" rack mounting

- X1** – DI8-X1: Wide-range power supply unit, incl. 2 non-grouped digital inputs and 6 grouped digital inputs
- X2** – OR6: Assembly Group with 6 Output Relays
- X3** – TIs: Standard phase current measuring card and sensitive ground current measuring (neutral side of the diff. prot.)
- X4** – TI: Standard current measuring card (for the mains side of the differential protection)
- X5** – AnIO2-OR4: Assembly Group with 2 Analog Inputs, 2 Analog Outputs and 4 Output Relays
- X6** – TU: Card with 4 voltage transformer measuring inputs
- X102** – Universal Resistance-Temperature Detector (URTD) input, Fiber optics interface, Versatile Link
- X103** – Profibus-DP, Fiber optics interface, ST Connector
- X104** – IRIG-B00X, incl. System Contact (Supervision Contact)



# MCDGV4-2B1BDB



## Housing B2, large display, 19" rack mounting

+ Conformal Coating (for installations in harsh environment)

**X1** – DI8-X1: Wide-range power supply unit, incl. 2 non-grouped digital inputs and 6 grouped digital inputs

**X2** – OR6: Assembly Group with 6 Output Relays

**X3** – TIs: Standard phase current measuring card and sensitive ground current measuring (neutral side of the diff. prot.)

**X4** – TI: Standard current measuring card (for the mains side of the differential protection)

**X5** – AnIO2-OR4: Assembly Group with 2 Analog Inputs, 2 Analog Outputs and 4 Output Relays

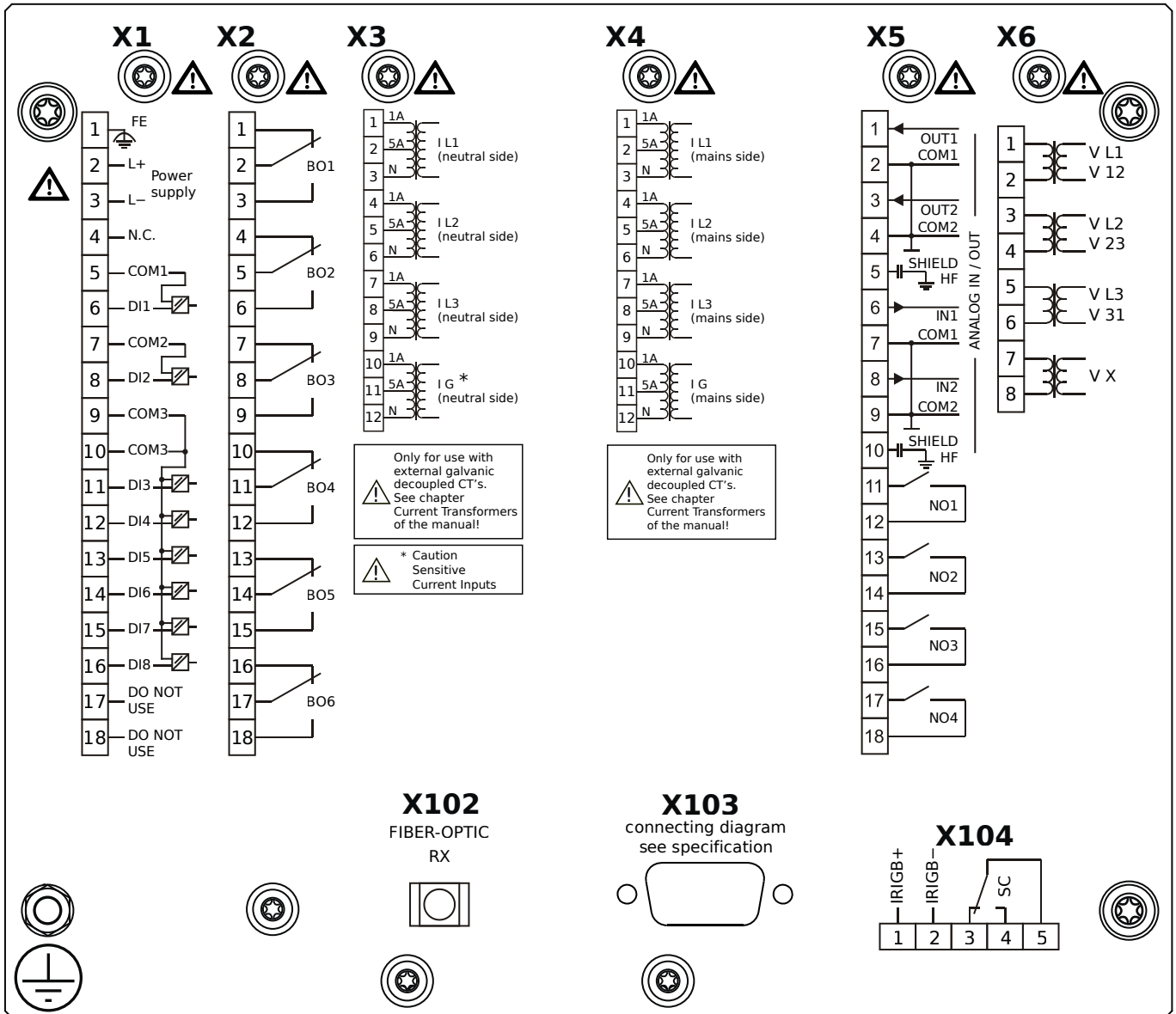
**X6** – TU: Card with 4 voltage transformer measuring inputs

**X102** – Universal Resistance-Temperature Detector (URTD) input, Fiber optics interface, Versatile Link

**X103** – Profibus-DP, Fiber optics interface, ST Connector

**X104** – IRIG-B00X, incl. System Contact (Supervision Contact)

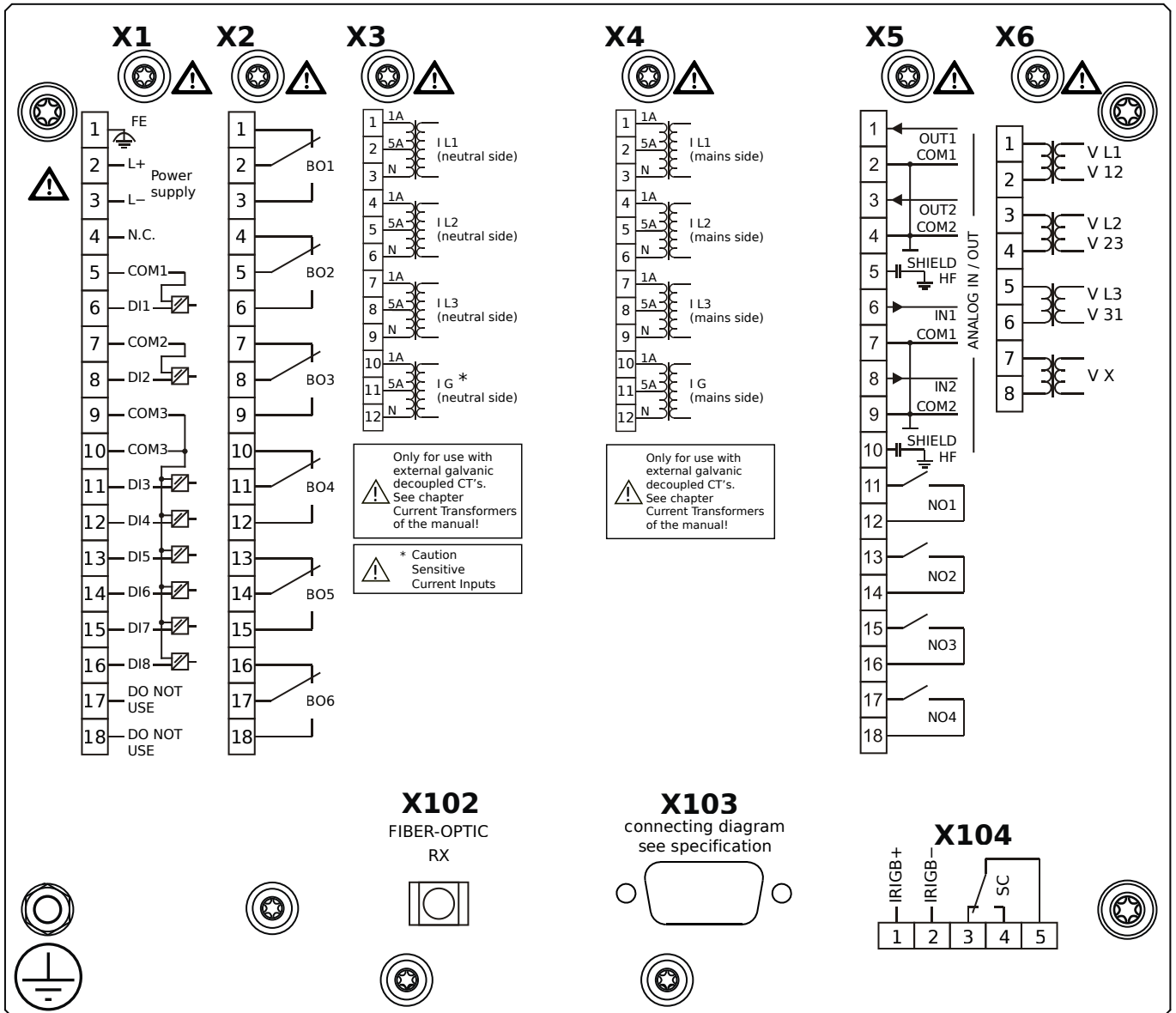
# MCDGV4-2B1BEA



## Housing B2, large display, 19" rack mounting

- X1** – DI8-X1: Wide-range power supply unit, incl. 2 non-grouped digital inputs and 6 grouped digital inputs
- X2** – OR6: Assembly Group with 6 Output Relays
- X3** – TIs: Standard phase current measuring card and sensitive ground current measuring (neutral side of the diff. prot.)
- X4** – TI: Standard current measuring card (for the mains side of the differential protection)
- X5** – AnIO2-OR4: Assembly Group with 2 Analog Inputs, 2 Analog Outputs and 4 Output Relays
- X6** – TU: Card with 4 voltage transformer measuring inputs
- X102** – Universal Resistance-Temperature Detector (URTD) input, Fiber optics interface, Versatile Link
- X103** – Profibus-DP, RS485, D-SUB
- X104** – IRIG-B00X, incl. System Contact (Supervision Contact)

# MCDGV4-2B1BEB



## Housing B2, large display, 19" rack mounting

+ Conformal Coating (for installations in harsh environment)

**X1** – DI8-X1: Wide-range power supply unit, incl. 2 non-grouped digital inputs and 6 grouped digital inputs

**X2** – OR6: Assembly Group with 6 Output Relays

**X3** – TIs: Standard phase current measuring card and sensitive ground current measuring (neutral side of the diff. prot.)

**X4** – TI: Standard current measuring card (for the mains side of the differential protection)

**X5** – AnIO2-OR4: Assembly Group with 2 Analog Inputs, 2 Analog Outputs and 4 Output Relays

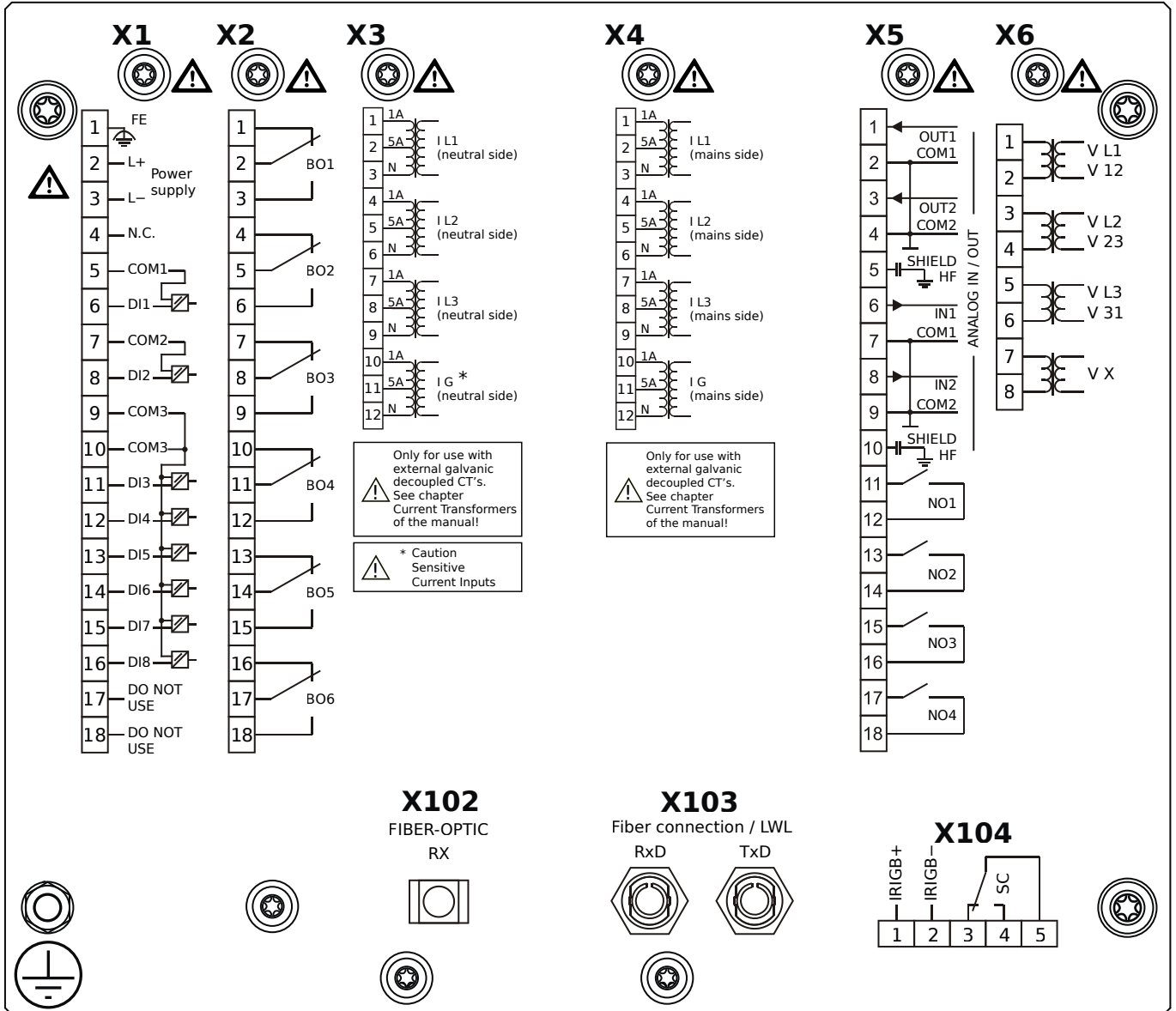
**X6** – TU: Card with 4 voltage transformer measuring inputs

**X102** – Universal Resistance-Temperature Detector (URTD) input, Fiber optics interface, Versatile Link

**X103** – Profibus-DP, RS485, D-SUB

**X104** – IRIG-B00X, incl. System Contact (Supervision Contact)

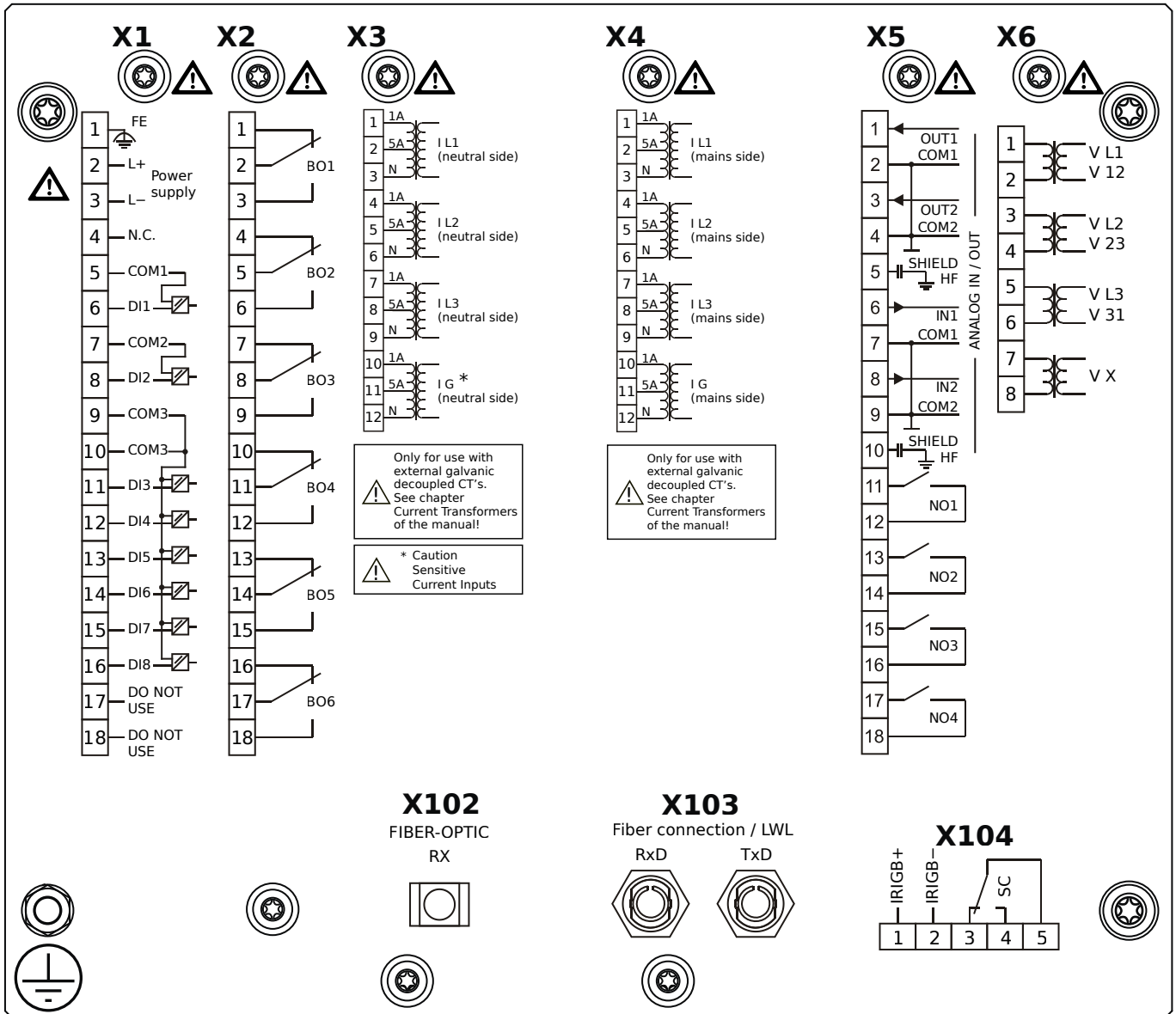
# MCDGV4-2B1BFA



## Housing B2, large display, 19" rack mounting

- X1** – DI8-X1: Wide-range power supply unit, incl. 2 non-grouped digital inputs and 6 grouped digital inputs
- X2** – OR6: Assembly Group with 6 Output Relays
- X3** – TIs: Standard phase current measuring card and sensitive ground current measuring (neutral side of the diff. prot.)
- X4** – TI: Standard current measuring card (for the mains side of the differential protection)
- X5** – AnIO2-OR4: Assembly Group with 2 Analog Inputs, 2 Analog Outputs and 4 Output Relays
- X6** – TU: Card with 4 voltage transformer measuring inputs
- X102** – Universal Resistance-Temperature Detector (URTD) input, Fiber optics interface, Versatile Link
- X103** – Modbus RTU / IEC 60870-5-103 / DNP3.0 RTU, Fiber optics interface, ST Connector
- X104** – IRIG-B00X, incl. System Contact (Supervision Contact)

# MCDGV4-2B1BFB



## Housing B2, large display, 19" rack mounting

+ Conformal Coating (for installations in harsh environment)

**X1** – DI8-X1: Wide-range power supply unit, incl. 2 non-grouped digital inputs and 6 grouped digital inputs

**X2** – OR6: Assembly Group with 6 Output Relays

**X3** – TIs: Standard phase current measuring card and sensitive ground current measuring (neutral side of the diff. prot.)

**X4** – TI: Standard current measuring card (for the mains side of the differential protection)

**X5** – AnIO2-OR4: Assembly Group with 2 Analog Inputs, 2 Analog Outputs and 4 Output Relays

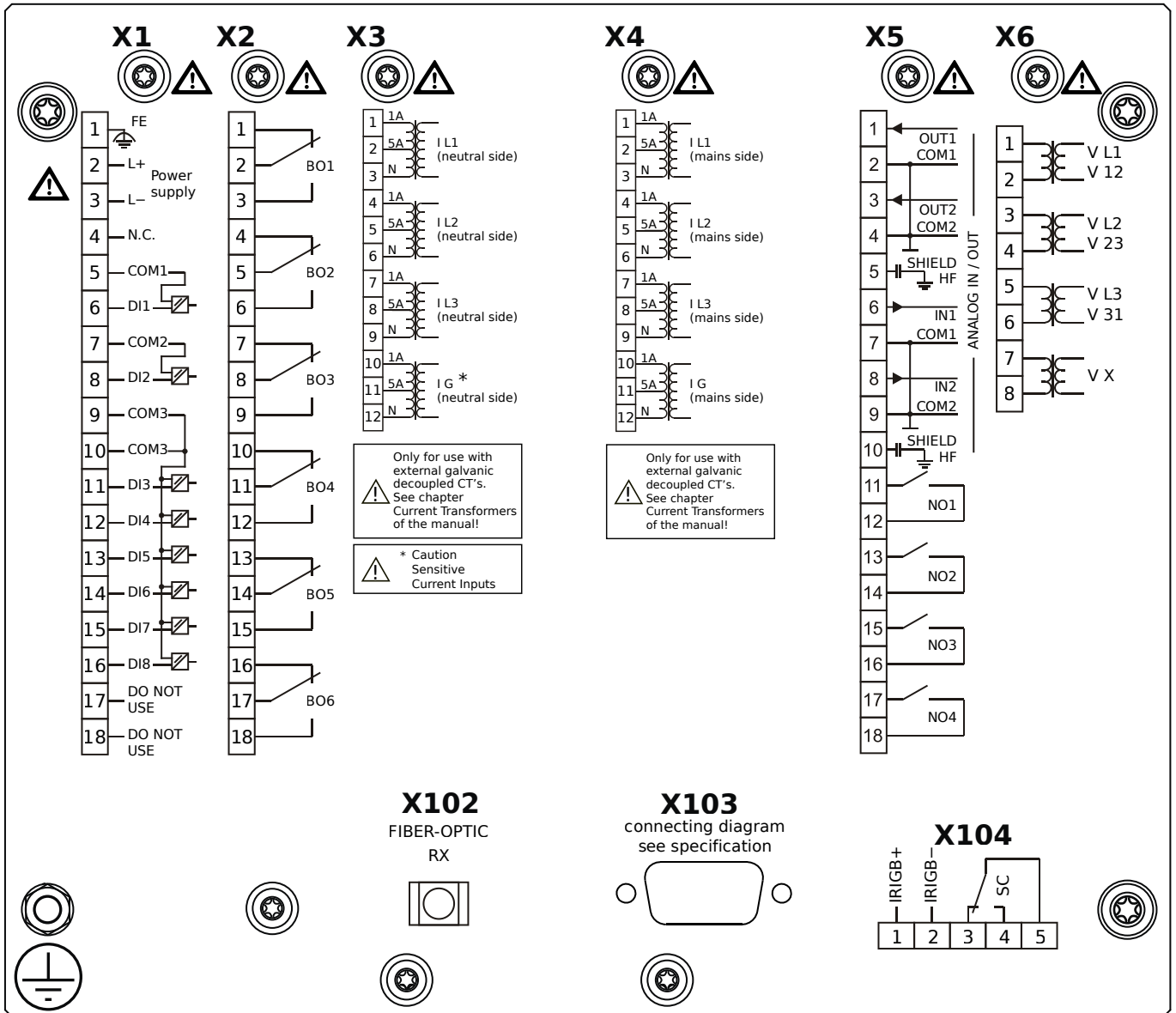
**X6** – TU: Card with 4 voltage transformer measuring inputs

**X102** – Universal Resistance-Temperature Detector (URTD) input, Fiber optics interface, Versatile Link

**X103** – Modbus RTU / IEC 60870-5-103 / DNP3.0 RTU, Fiber optics interface, ST Connector

**X104** – IRIG-B00X, incl. System Contact (Supervision Contact)

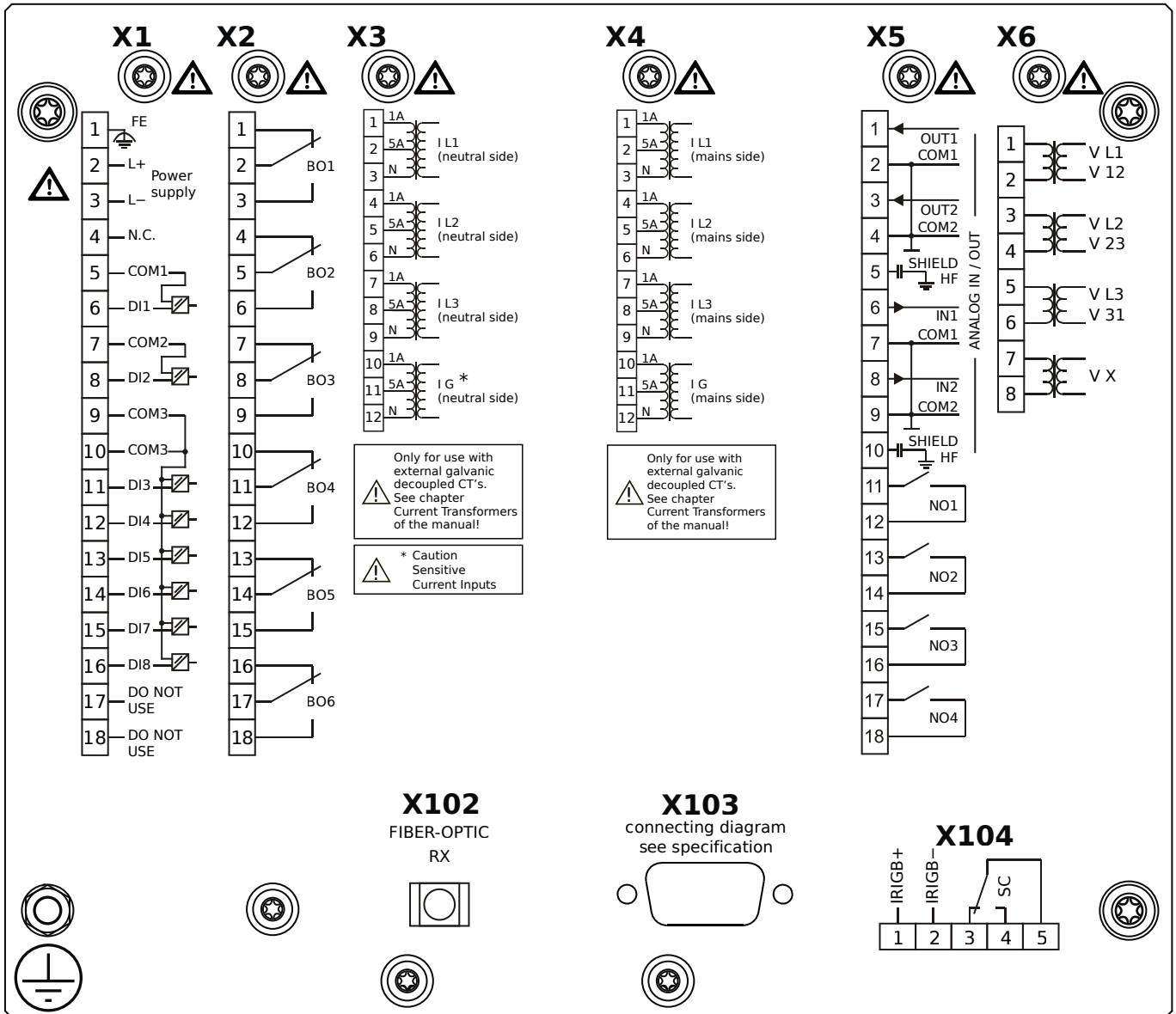
# MCDGV4-2B1BGA



## Housing B2, large display, 19" rack mounting

- X1** – DI8-X1: Wide-range power supply unit, incl. 2 non-grouped digital inputs and 6 grouped digital inputs
- X2** – OR6: Assembly Group with 6 Output Relays
- X3** – TIs: Standard phase current measuring card and sensitive ground current measuring (neutral side of the diff. prot.)
- X4** – TI: Standard current measuring card (for the mains side of the differential protection)
- X5** – AnIO2-OR4: Assembly Group with 2 Analog Inputs, 2 Analog Outputs and 4 Output Relays
- X6** – TU: Card with 4 voltage transformer measuring inputs
- X102** – Universal Resistance-Temperature Detector (URTD) input, Fiber optics interface, Versatile Link
- X103** – Modbus RTU / IEC 60870-5-103 / DNP3.0 RTU, RS485, D-SUB
- X104** – IRIG-B00X, incl. System Contact (Supervision Contact)

# MCDGV4-2B1BGB



## Housing B2, large display, 19" rack mounting

+ Conformal Coating (for installations in harsh environment)

**X1** – DI8-X1: Wide-range power supply unit, incl. 2 non-grouped digital inputs and 6 grouped digital inputs

**X2** – OR6: Assembly Group with 6 Output Relays

**X3** – TIs: Standard phase current measuring card and sensitive ground current measuring (neutral side of the diff. prot.)

**X4** – TI: Standard current measuring card (for the mains side of the differential protection)

**X5** – AnIO2-OR4: Assembly Group with 2 Analog Inputs, 2 Analog Outputs and 4 Output Relays

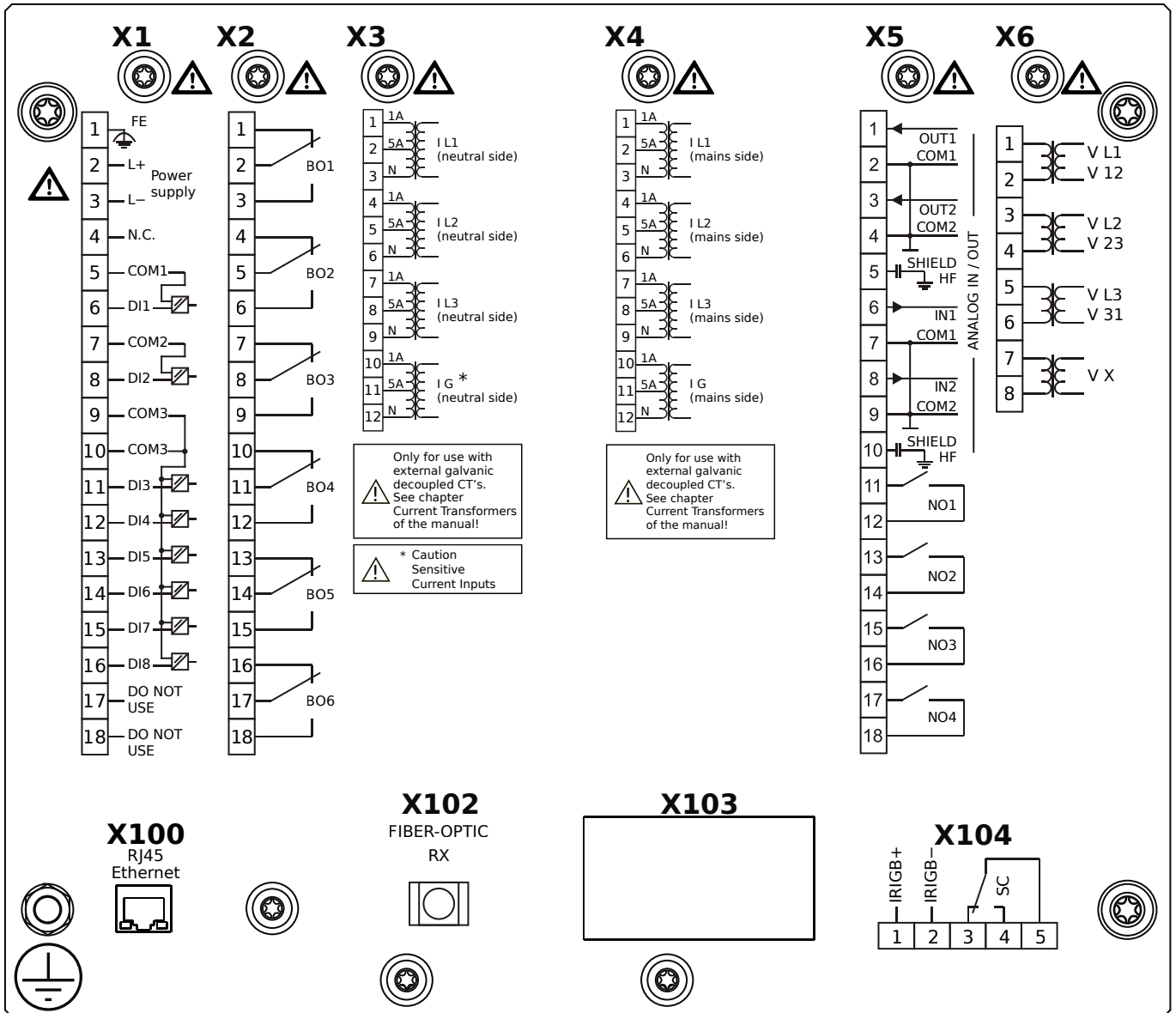
**X6** – TU: Card with 4 voltage transformer measuring inputs

**X102** – Universal Resistance-Temperature Detector (URTD) input, Fiber optics interface, Versatile Link

**X103** – Modbus RTU / IEC 60870-5-103 / DNP3.0 RTU, RS485, D-SUB

**X104** – IRIG-B00X, incl. System Contact (Supervision Contact)

# MCDGV4-2B1BHA

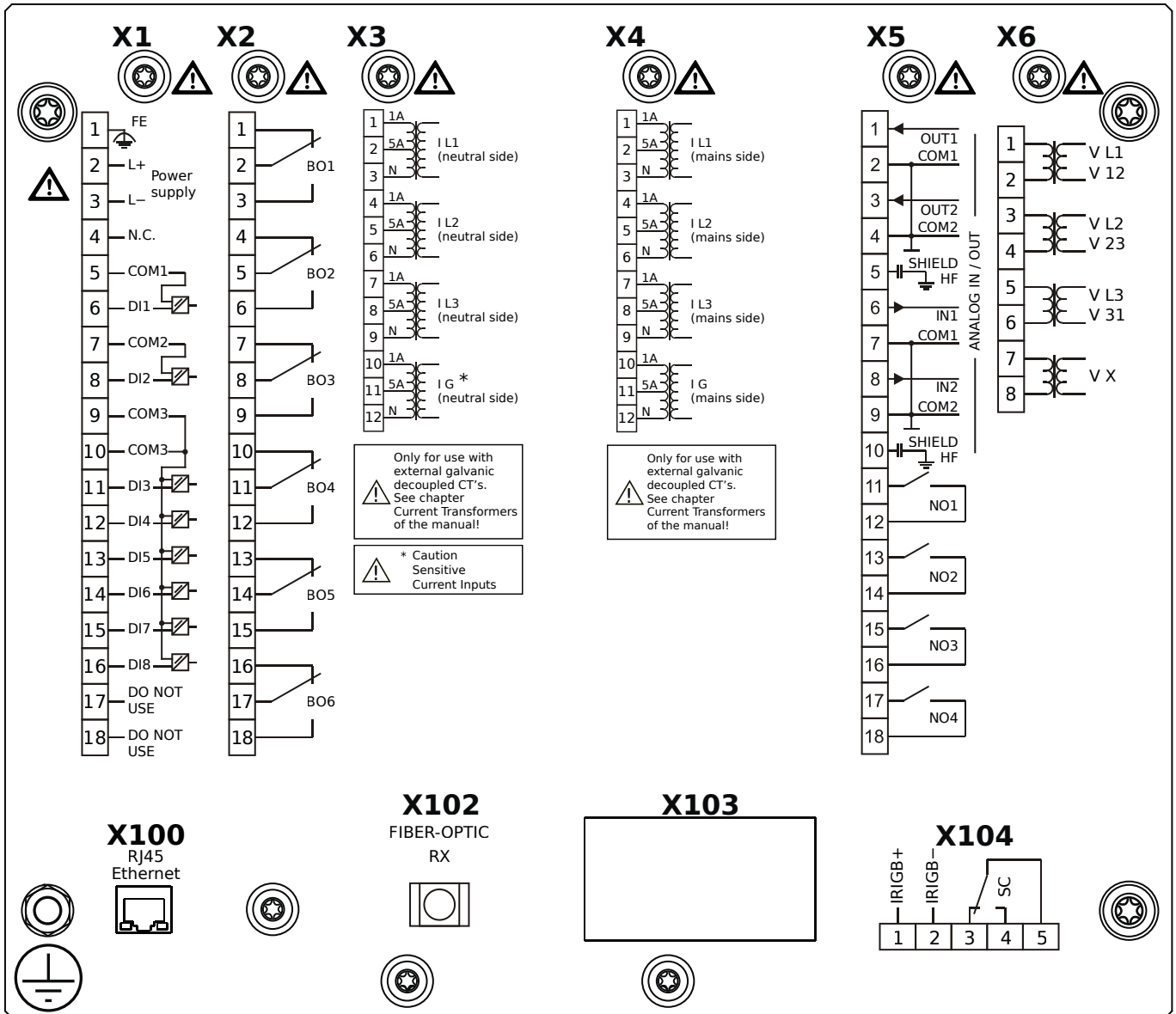


## Housing B2, large display, 19" rack mounting

- X1** – DI8-X1: Wide-range power supply unit, incl. 2 non-grouped digital inputs and 6 grouped digital inputs
- X2** – OR6: Assembly Group with 6 Output Relays
- X3** – TIs: Standard phase current measuring card and sensitive ground current measuring (neutral side of the diff. prot.)
- X4** – TI: Standard current measuring card (for the mains side of the differential protection)
- X5** – AnIO2-OR4: Assembly Group with 2 Analog Inputs, 2 Analog Outputs and 4 Output Relays
- X6** – TU: Card with 4 voltage transformer measuring inputs
- X100** – IEC 61850 / Modbus TCP / DNP3.0 TCP/UDP, Ethernet interface, 100 Mbit/s, RJ45 (BASE100-FX)
- X102** – Universal Resistance-Temperature Detector (URTD) input, Fiber optics interface, Versatile Link
- X104** – IRIG-B00X, incl. System Contact (Supervision Contact)



# MCDGV4-2B1BHB



## Housing B2, large display, 19" rack mounting

+ Conformal Coating (for installations in harsh environment)

**X1** – DI8-X1: Wide-range power supply unit, incl. 2 non-grouped digital inputs and 6 grouped digital inputs

**X2** – OR6: Assembly Group with 6 Output Relays

**X3** – TIs: Standard phase current measuring card and sensitive ground current measuring (neutral side of the diff. prot.)

**X4** – TI: Standard current measuring card (for the mains side of the differential protection)

**X5** – AnIO2-OR4: Assembly Group with 2 Analog Inputs, 2 Analog Outputs and 4 Output Relays

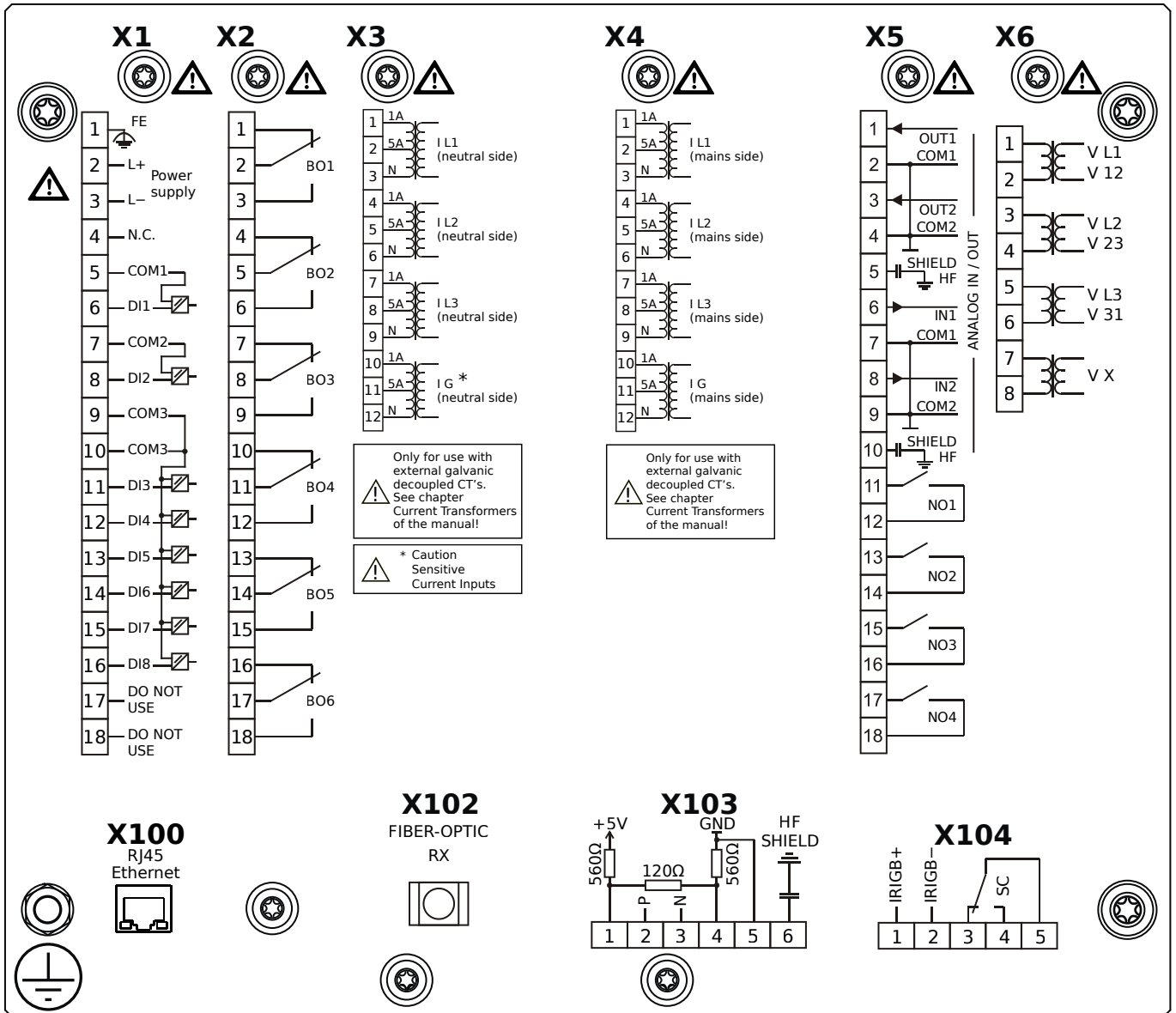
**X6** – TU: Card with 4 voltage transformer measuring inputs

**X100** – IEC 61850 / Modbus TCP / DNP3.0 TCP/UDP, Ethernet interface, 100 Mbit/s, RJ45 (BASE100-FX)

**X102** – Universal Resistance-Temperature Detector (URTD) input, Fiber optics interface, Versatile Link

**X104** – IRIG-B00X, incl. System Contact (Supervision Contact)

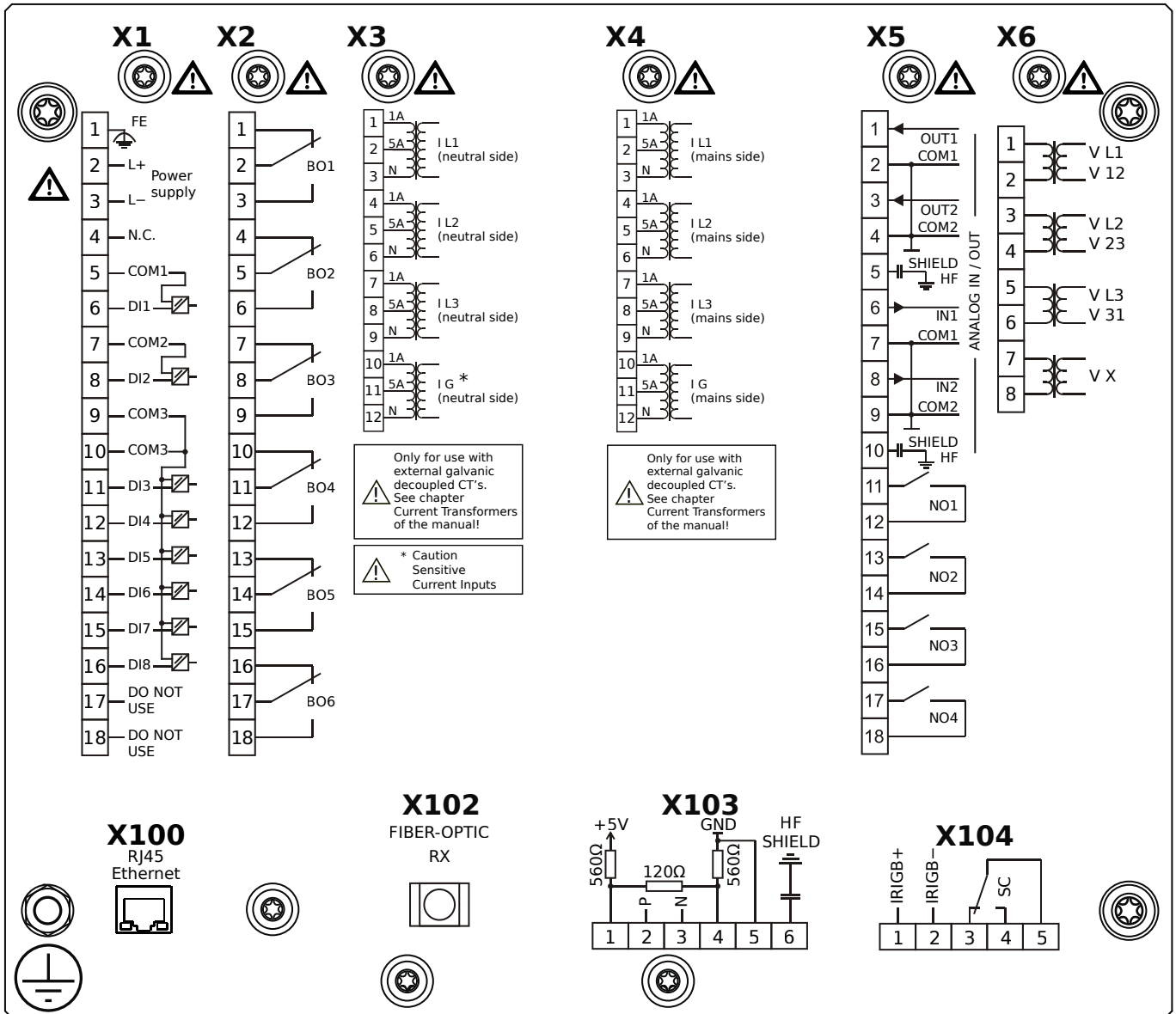
# MCDGV4-2B1BIA



## Housing B2, large display, 19" rack mounting

- X1** – DI8-X1: Wide-range power supply unit, incl. 2 non-grouped digital inputs and 6 grouped digital inputs
- X2** – OR6: Assembly Group with 6 Output Relays
- X3** – TIs: Standard phase current measuring card and sensitive ground current measuring (neutral side of the diff. prot.)
- X4** – TI: Standard current measuring card (for the mains side of the differential protection)
- X5** – AnIO2-OR4: Assembly Group with 2 Analog Inputs, 2 Analog Outputs and 4 Output Relays
- X6** – TU: Card with 4 voltage transformer measuring inputs
- X100** – Modbus TCP / DNP3.0 TCP/UDP, Ethernet interface, 100 Mbit/s, RJ45 (BASE100-FX)
- X102** – Universal Resistance-Temperature Detector (URTD) input, Fiber optics interface, Versatile Link
- X103** – IEC 60870-5-103 / Modbus RTU / DNP3.0 RTU, RS485, Terminals
- X104** – IRIG-B00X, incl. System Contact (Supervision Contact)

# MCDGV4-2B1BIB

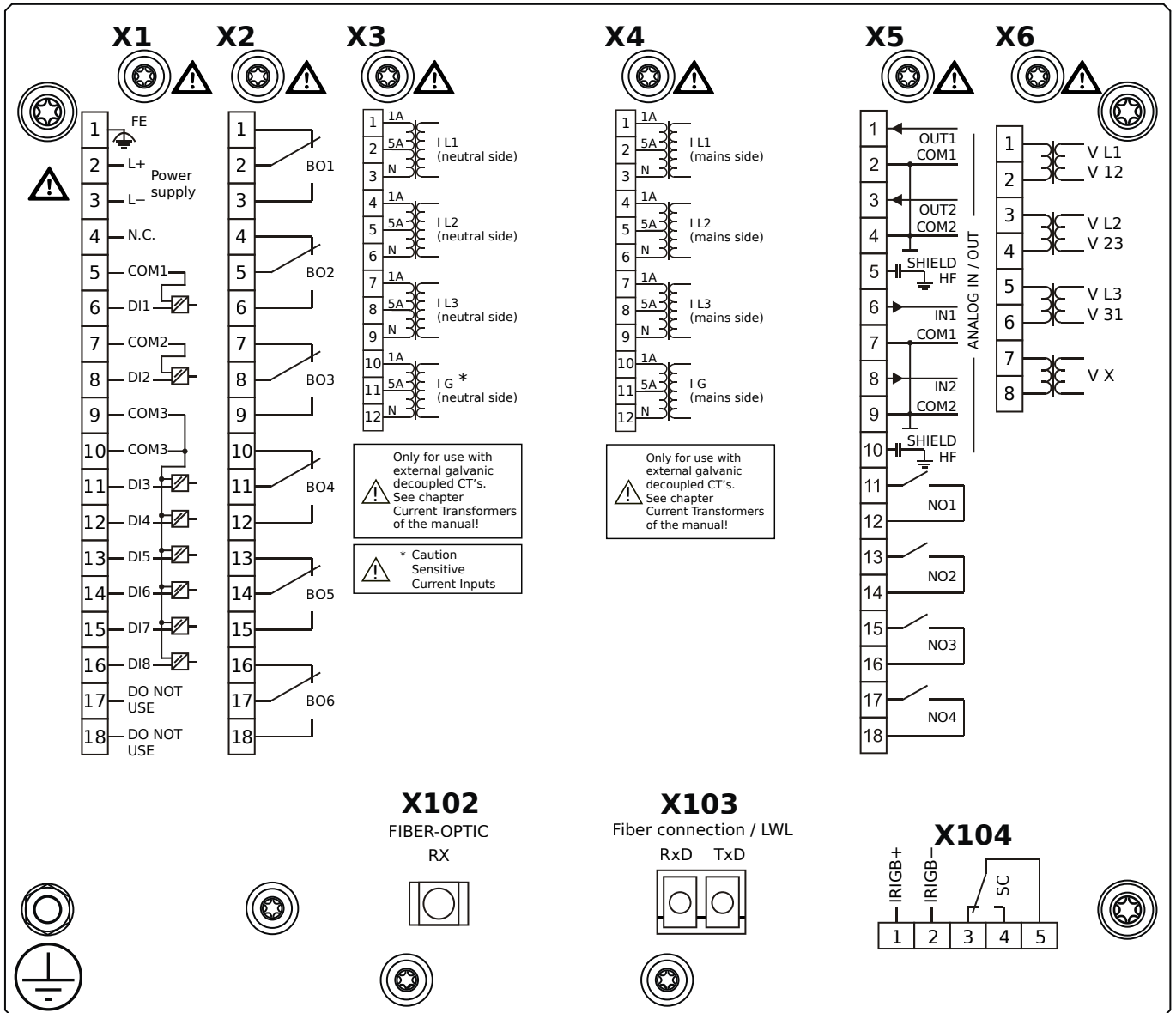


## Housing B2, large display, 19" rack mounting

+ Conformal Coating (for installations in harsh environment)

- X1** – DI8-X1: Wide-range power supply unit, incl. 2 non-grouped digital inputs and 6 grouped digital inputs
- X2** – OR6: Assembly Group with 6 Output Relays
- X3** – TIs: Standard phase current measuring card and sensitive ground current measuring (neutral side of the diff. prot.)
- X4** – TI: Standard current measuring card (for the mains side of the differential protection)
- X5** – AnIO2-OR4: Assembly Group with 2 Analog Inputs, 2 Analog Outputs and 4 Output Relays
- X6** – TU: Card with 4 voltage transformer measuring inputs
- X100** – Modbus TCP / DNP3.0 TCP/UDP, Ethernet interface, 100 Mbit/s, RJ45 (BASE100-FX)
- X102** – Universal Resistance-Temperature Detector (URTD) input, Fiber optics interface, Versatile Link
- X103** – IEC 60870-5-103 / Modbus RTU / DNP3.0 RTU, RS485, Terminals
- X104** – IRIG-B00X, incl. System Contact (Supervision Contact)

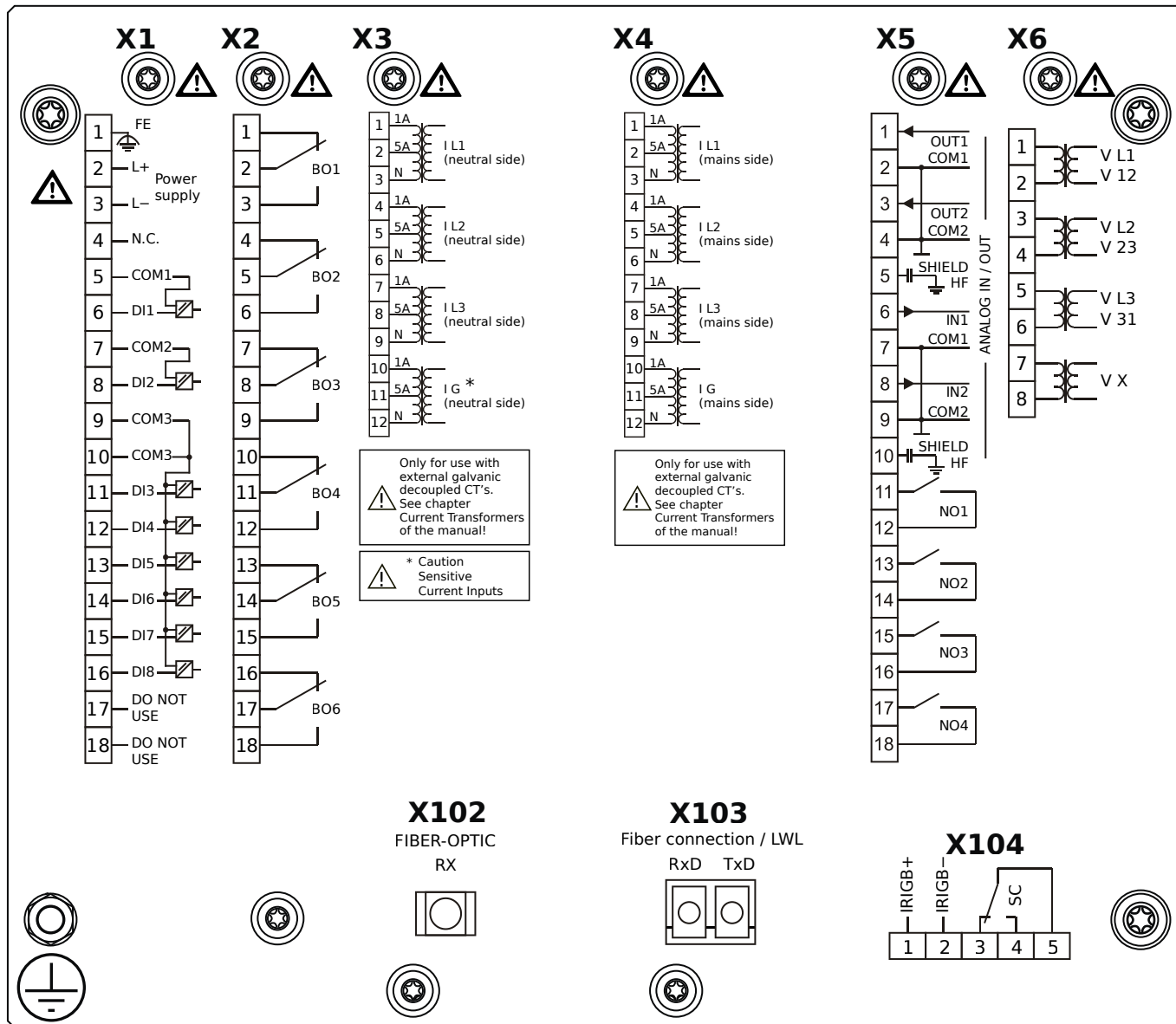
# MCDGV4-2B1BKA



## Housing B2, large display, 19" rack mounting

- X1** – DI8-X1: Wide-range power supply unit, incl. 2 non-grouped digital inputs and 6 grouped digital inputs
- X2** – OR6: Assembly Group with 6 Output Relays
- X3** – TIs: Standard phase current measuring card and sensitive ground current measuring (neutral side of the diff. prot.)
- X4** – TI: Standard current measuring card (for the mains side of the differential protection)
- X5** – AnIO2-OR4: Assembly Group with 2 Analog Inputs, 2 Analog Outputs and 4 Output Relays
- X6** – TU: Card with 4 voltage transformer measuring inputs
- X102** – Universal Resistance-Temperature Detector (URTD) input, Fiber optics interface, Versatile Link
- X103** – IEC 61850 / Modbus TCP / DNP3.0 TCP/UDP, Fiber optics interface, LC Connector
- X104** – IRIG-B00X, incl. System Contact (Supervision Contact)

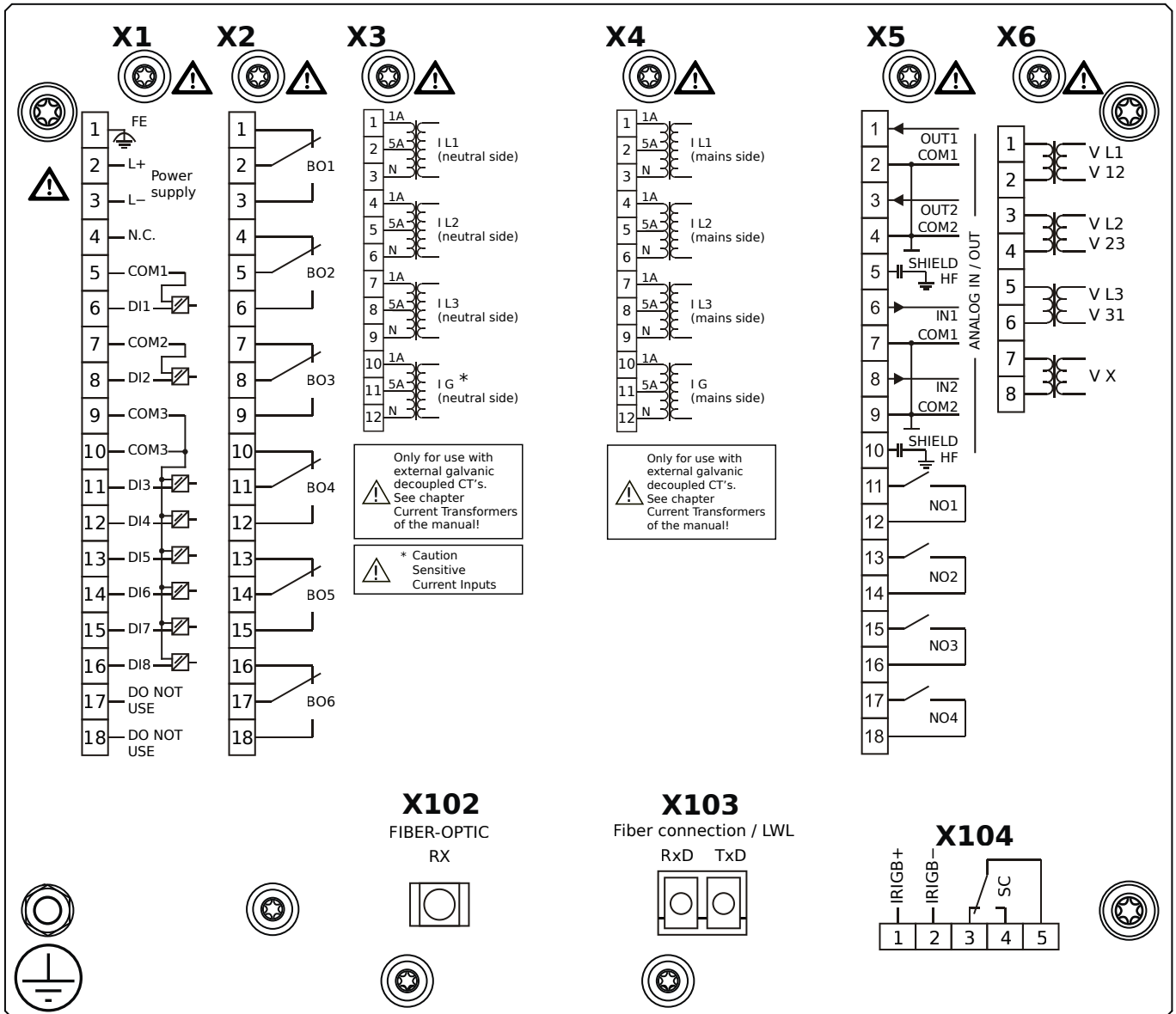
# MCDGV4-2B1BKB



## Housing B2, large display, 19" rack mounting

- + Conformal Coating (for installations in harsh environment)
- X1** – DI8-X1: Wide-range power supply unit, incl. 2 non-grouped digital inputs and 6 grouped digital inputs
- X2** – OR6: Assembly Group with 6 Output Relays
- X3** – TIs: Standard phase current measuring card and sensitive ground current measuring (neutral side of the diff. prot.)
- X4** – TI: Standard current measuring card (for the mains side of the differential protection)
- X5** – AnIO2-OR4: Assembly Group with 2 Analog Inputs, 2 Analog Outputs and 4 Output Relays
- X6** – TU: Card with 4 voltage transformer measuring inputs
- X102** – Universal Resistance-Temperature Detector (URTD) input, Fiber optics interface, Versatile Link
- X103** – IEC 61850 / Modbus TCP / DNP3.0 TCP/UDP, Fiber optics interface, LC Connector
- X104** – IRIG-B00X, incl. System Contact (Supervision Contact)

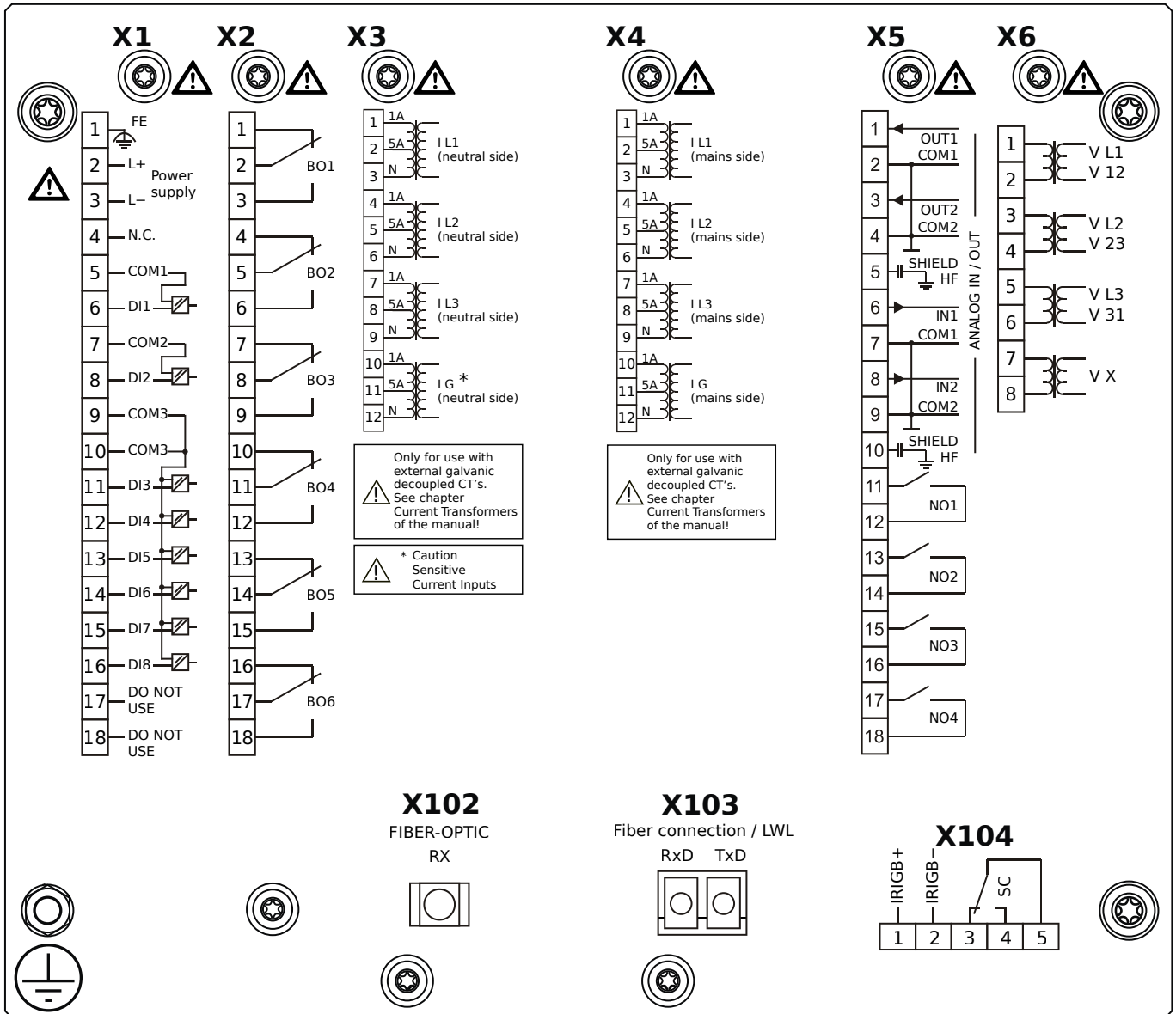
# MCDGV4-2B1BLA



## Housing B2, large display, 19" rack mounting

- X1** – DI8-X1: Wide-range power supply unit, incl. 2 non-grouped digital inputs and 6 grouped digital inputs
- X2** – OR6: Assembly Group with 6 Output Relays
- X3** – TIs: Standard phase current measuring card and sensitive ground current measuring (neutral side of the diff. prot.)
- X4** – TI: Standard current measuring card (for the mains side of the differential protection)
- X5** – AnIO2-OR4: Assembly Group with 2 Analog Inputs, 2 Analog Outputs and 4 Output Relays
- X6** – TU: Card with 4 voltage transformer measuring inputs
- X102** – Universal Resistance-Temperature Detector (URTD) input, Fiber optics interface, Versatile Link
- X103** – Modbus TCP / DNP3.0 TCP/UDP, Fiber optics interface, LC Connector
- X104** – IRIG-B00X, incl. System Contact (Supervision Contact)

# MCDGV4-2B1BLB



## Housing B2, large display, 19" rack mounting

+ Conformal Coating (for installations in harsh environment)

**X1** – DI8-X1: Wide-range power supply unit, incl. 2 non-grouped digital inputs and 6 grouped digital inputs

**X2** – OR6: Assembly Group with 6 Output Relays

**X3** – TIs: Standard phase current measuring card and sensitive ground current measuring (neutral side of the diff. prot.)

**X4** – TI: Standard current measuring card (for the mains side of the differential protection)

**X5** – AnIO2-OR4: Assembly Group with 2 Analog Inputs, 2 Analog Outputs and 4 Output Relays

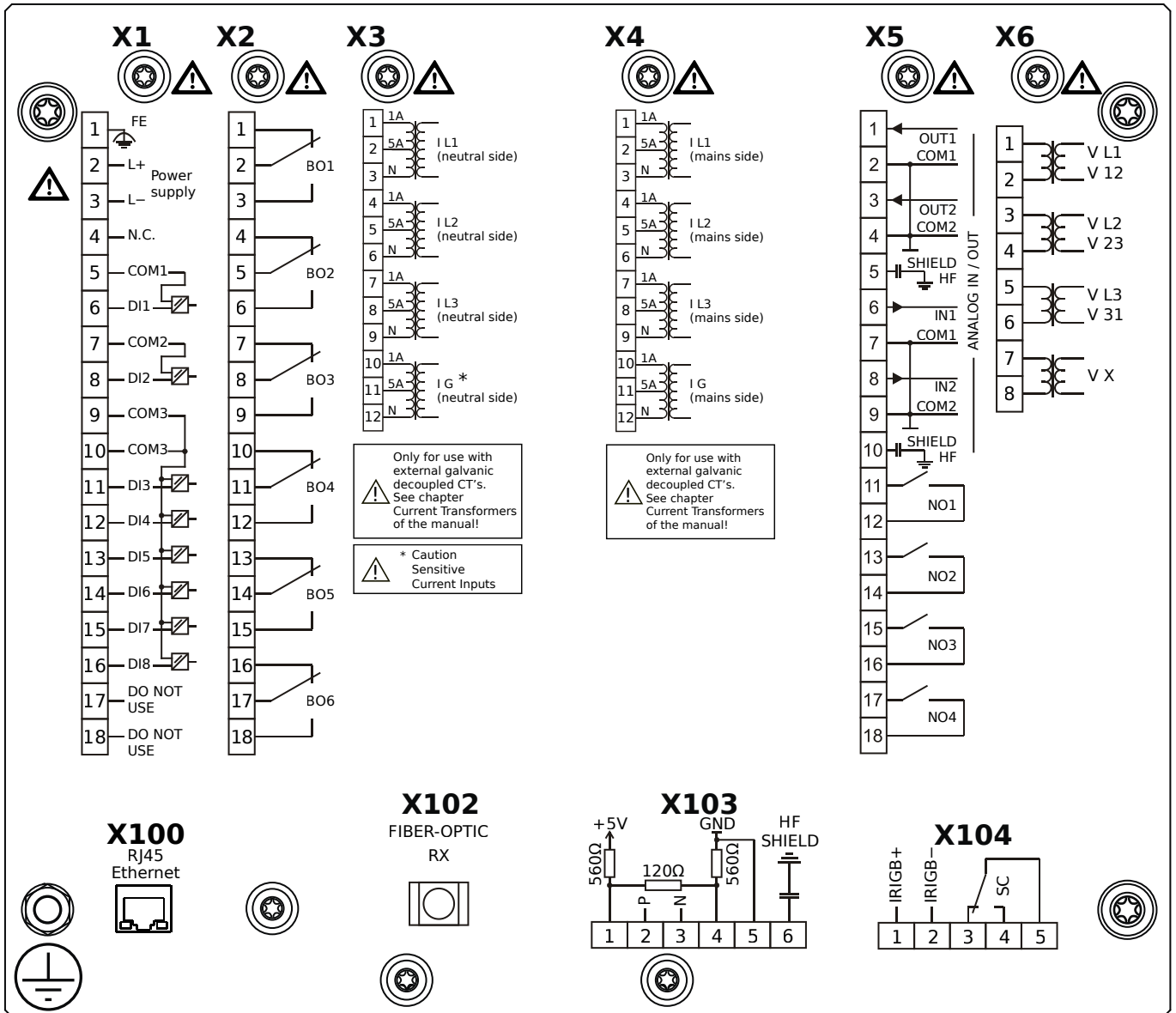
**X6** – TU: Card with 4 voltage transformer measuring inputs

**X102** – Universal Resistance-Temperature Detector (URTD) input, Fiber optics interface, Versatile Link

**X103** – Modbus TCP / DNP3.0 TCP/UDP, Fiber optics interface, LC Connector

**X104** – IRIG-B00X, incl. System Contact (Supervision Contact)

# MCDGV4-2B1BTA

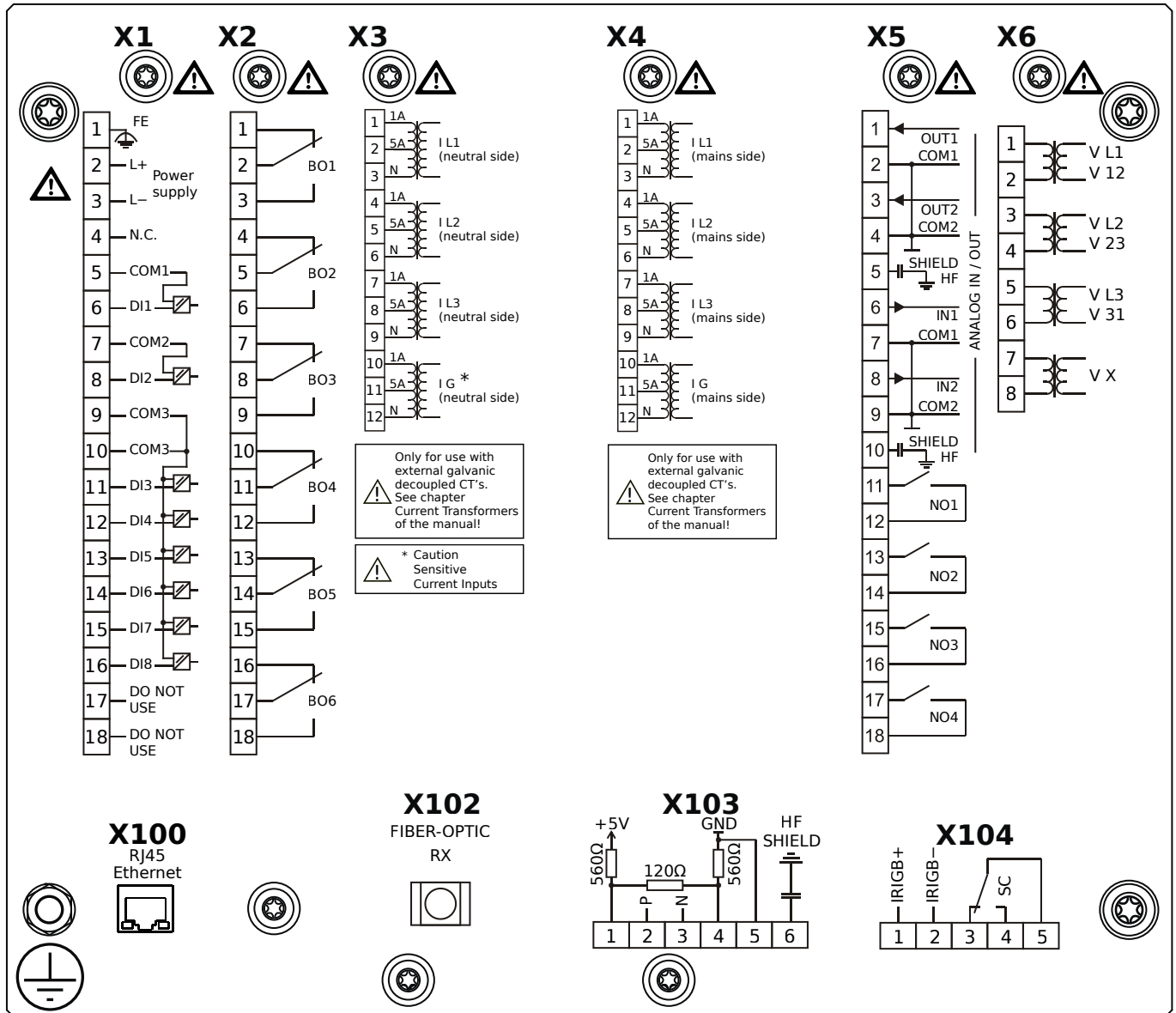


## Housing B2, large display, 19" rack mounting

- X1** – DI8-X1: Wide-range power supply unit, incl. 2 non-grouped digital inputs and 6 grouped digital inputs
- X2** – OR6: Assembly Group with 6 Output Relays
- X3** – TIs: Standard phase current measuring card and sensitive ground current measuring (neutral side of the diff. prot.)
- X4** – TI: Standard current measuring card (for the mains side of the differential protection)
- X5** – AnIO2-OR4: Assembly Group with 2 Analog Inputs, 2 Analog Outputs and 4 Output Relays
- X6** – TU: Card with 4 voltage transformer measuring inputs
- X100** – IEC 61850 / Modbus TCP / DNP3.0 TCP/UDP, Ethernet interface, 100 Mbit/s, RJ45 (BASE100-FX)
- X102** – Universal Resistance-Temperature Detector (URTD) input, Fiber optics interface, Versatile Link
- X103** – IEC 60870-5-103 / Modbus RTU / DNP3.0 RTU, RS485, Terminals
- X104** – IRIG-B00X, incl. System Contact (Supervision Contact)



# MCDGV4-2B1BTB



## Housing B2, large display, 19" rack mounting

+ Conformal Coating (for installations in harsh environment)

**X1** – DI8-X1: Wide-range power supply unit, incl. 2 non-grouped digital inputs and 6 grouped digital inputs

**X2** – OR6: Assembly Group with 6 Output Relays

**X3** – TIs: Standard phase current measuring card and sensitive ground current measuring (neutral side of the diff. prot.)

**X4** – TI: Standard current measuring card (for the mains side of the differential protection)

**X5** – AnIO2-OR4: Assembly Group with 2 Analog Inputs, 2 Analog Outputs and 4 Output Relays

**X6** – TU: Card with 4 voltage transformer measuring inputs

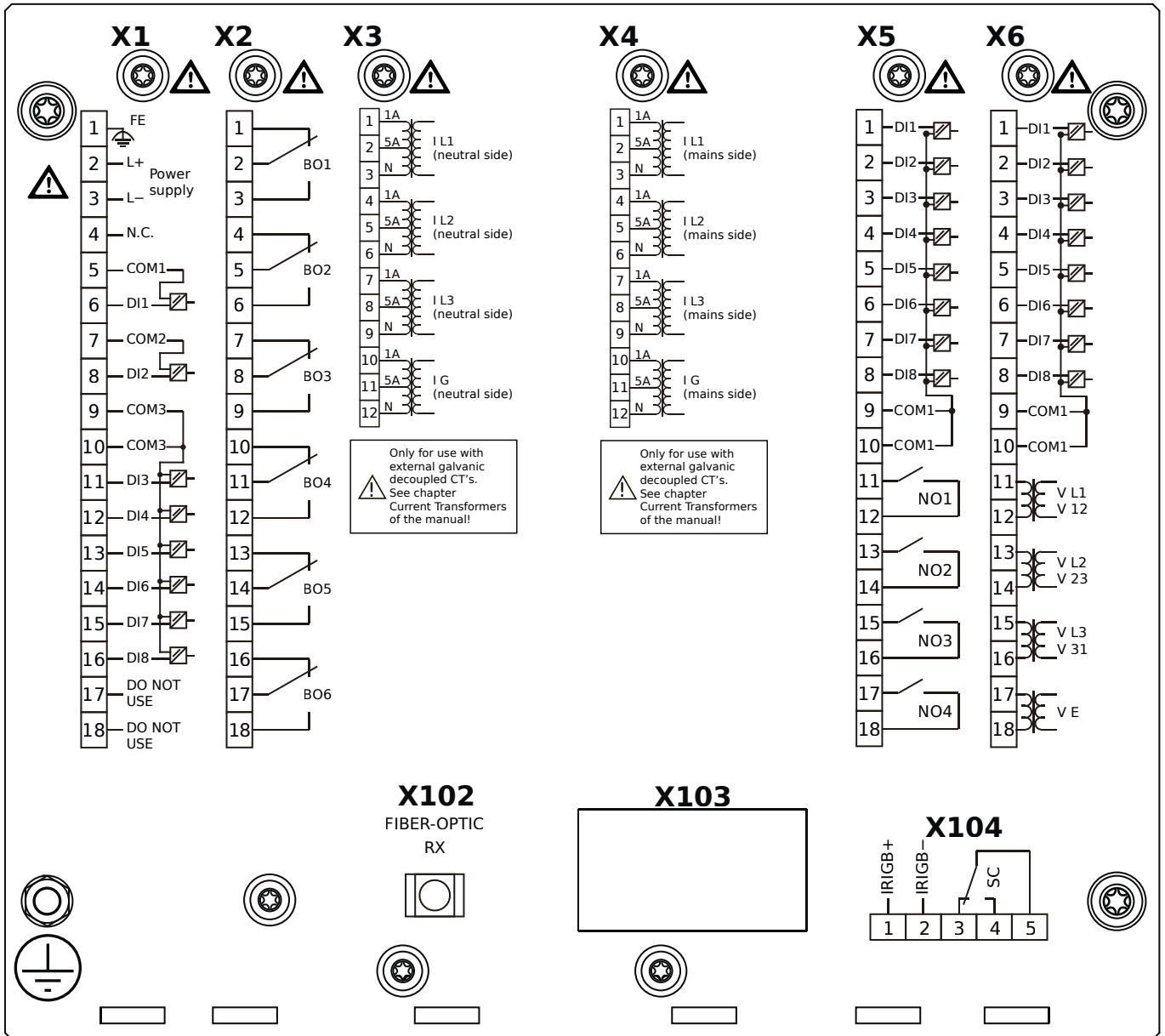
**X100** – IEC 61850 / Modbus TCP / DNP3.0 TCP/UDP, Ethernet interface, 100 Mbit/s, RJ45 (BASE100-FX)

**X102** – Universal Resistance-Temperature Detector (URTD) input, Fiber optics interface, Versatile Link

**X103** – IEC 60870-5-103 / Modbus RTU / DNP3.0 RTU, RS485, Terminals

**X104** – IRIG-B00X, incl. System Contact (Supervision Contact)

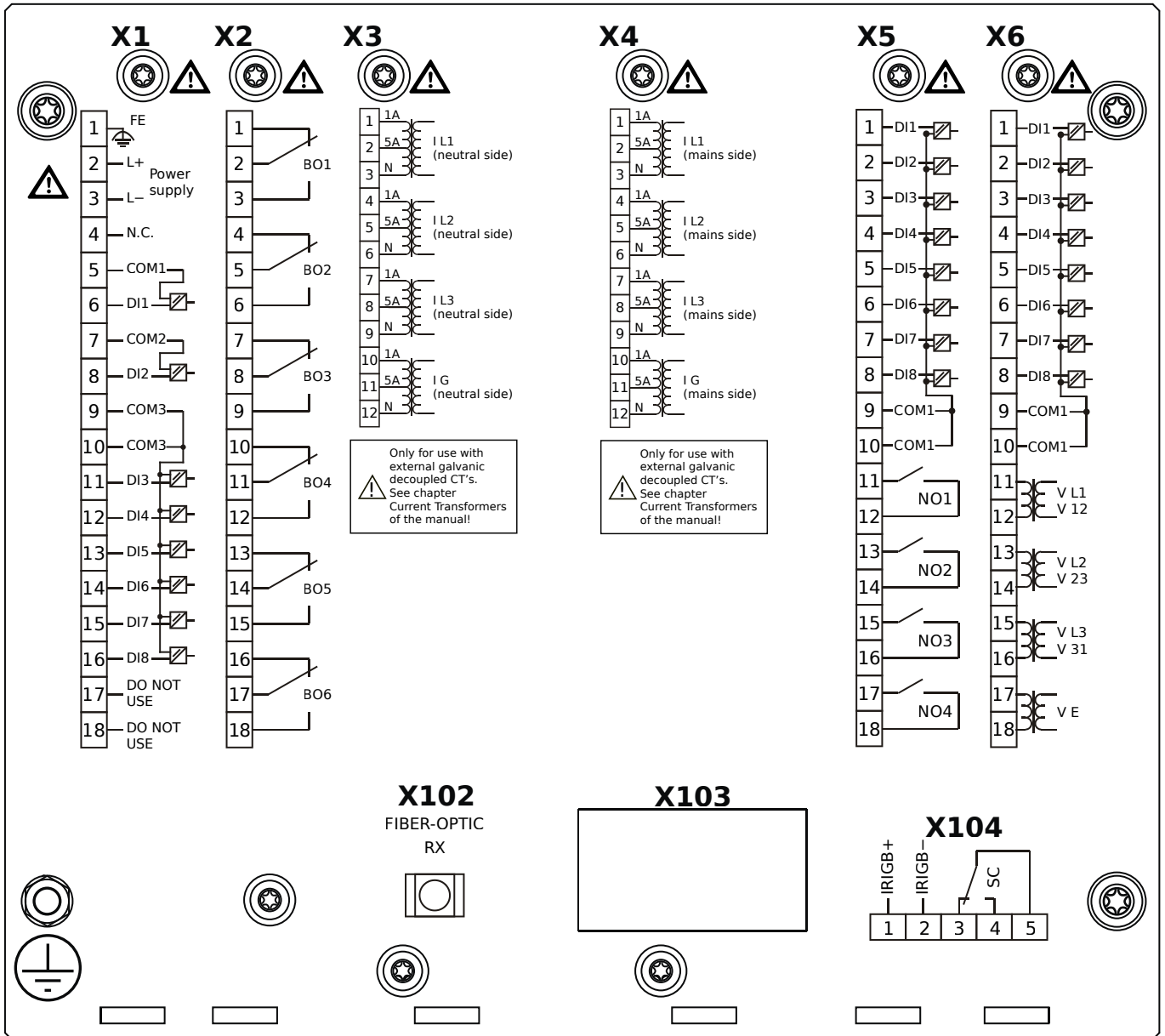
# MCDGV4-2C0AAA



## Housing B2, large display, door mounting

- X1** – DI8-X1: Wide-range power supply unit, incl. 2 non-grouped digital inputs and 6 grouped digital inputs
- X2** – OR6: Assembly Group with 6 Output Relays
- X3** – TI: Standard current measuring card (for the neutral side of the differential protection)
- X4** – TI: Standard current measuring card (for the mains side of the differential protection)
- X5** – DI8-OR4: Assembly Group with 8 Digital Inputs and 4 Output Relays
- X6** – TU-DI8: Voltage measuring assembly group with 8 Digital Inputs
- X102** – Universal Resistance-Temperature Detector (URTD) input, Fiber optics interface, Versatile Link
- X104** – IRIG-B00X, incl. System Contact (Supervision Contact)

# MCDGV4-2C0AAB

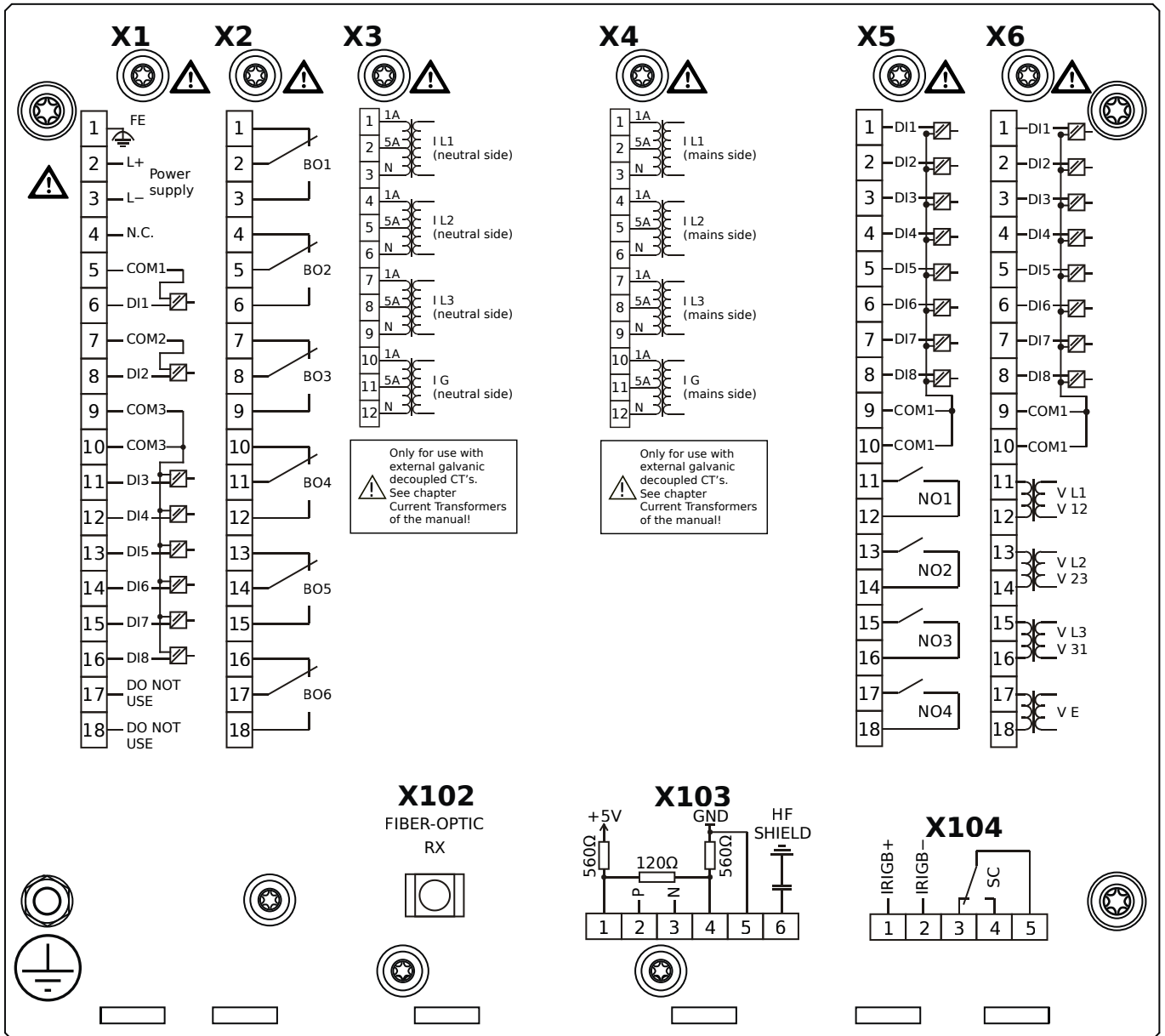


## Housing B2, large display, door mounting

+ Conformal Coating (for installations in harsh environment)

- X1** – DI8-X1: Wide-range power supply unit, incl. 2 non-grouped digital inputs and 6 grouped digital inputs
- X2** – OR6: Assembly Group with 6 Output Relays
- X3** – TI: Standard current measuring card (for the neutral side of the differential protection)
- X4** – TI: Standard current measuring card (for the mains side of the differential protection)
- X5** – DI8-OR4: Assembly Group with 8 Digital Inputs and 4 Output Relays
- X6** – TU-DI8: Voltage measuring assembly group with 8 Digital Inputs
- X102** – Universal Resistance-Temperature Detector (URTD) input, Fiber optics interface, Versatile Link
- X104** – IRIG-B00X, incl. System Contact (Supervision Contact)

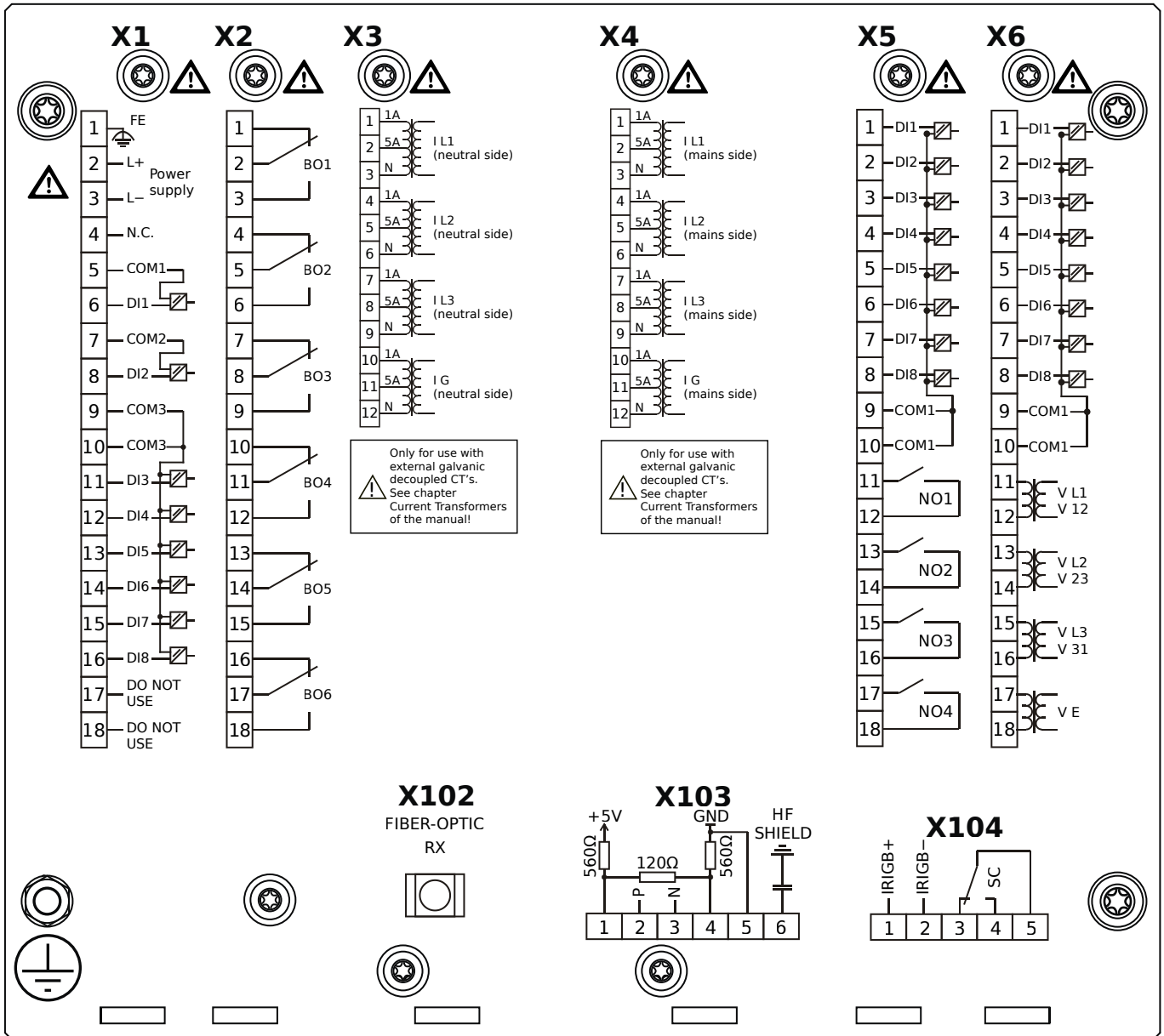
# MCDGV4-2C0ABA



## Housing B2, large display, door mounting

- X1** – DI8-X1: Wide-range power supply unit, incl. 2 non-grouped digital inputs and 6 grouped digital inputs
- X2** – OR6: Assembly Group with 6 Output Relays
- X3** – TI: Standard current measuring card (for the neutral side of the differential protection)
- X4** – TI: Standard current measuring card (for the mains side of the differential protection)
- X5** – DI8-OR4: Assembly Group with 8 Digital Inputs and 4 Output Relays
- X6** – TU-DI8: Voltage measuring assembly group with 8 Digital Inputs
- X102** – Universal Resistance-Temperature Detector (URTD) input, Fiber optics interface, Versatile Link
- X103** – Modbus RTU / IEC 60870-5-103 / DNP3.0 RTU, RS485, Terminals
- X104** – IRIG-B00X, incl. System Contact (Supervision Contact)

# MCDGV4-2C0ABB

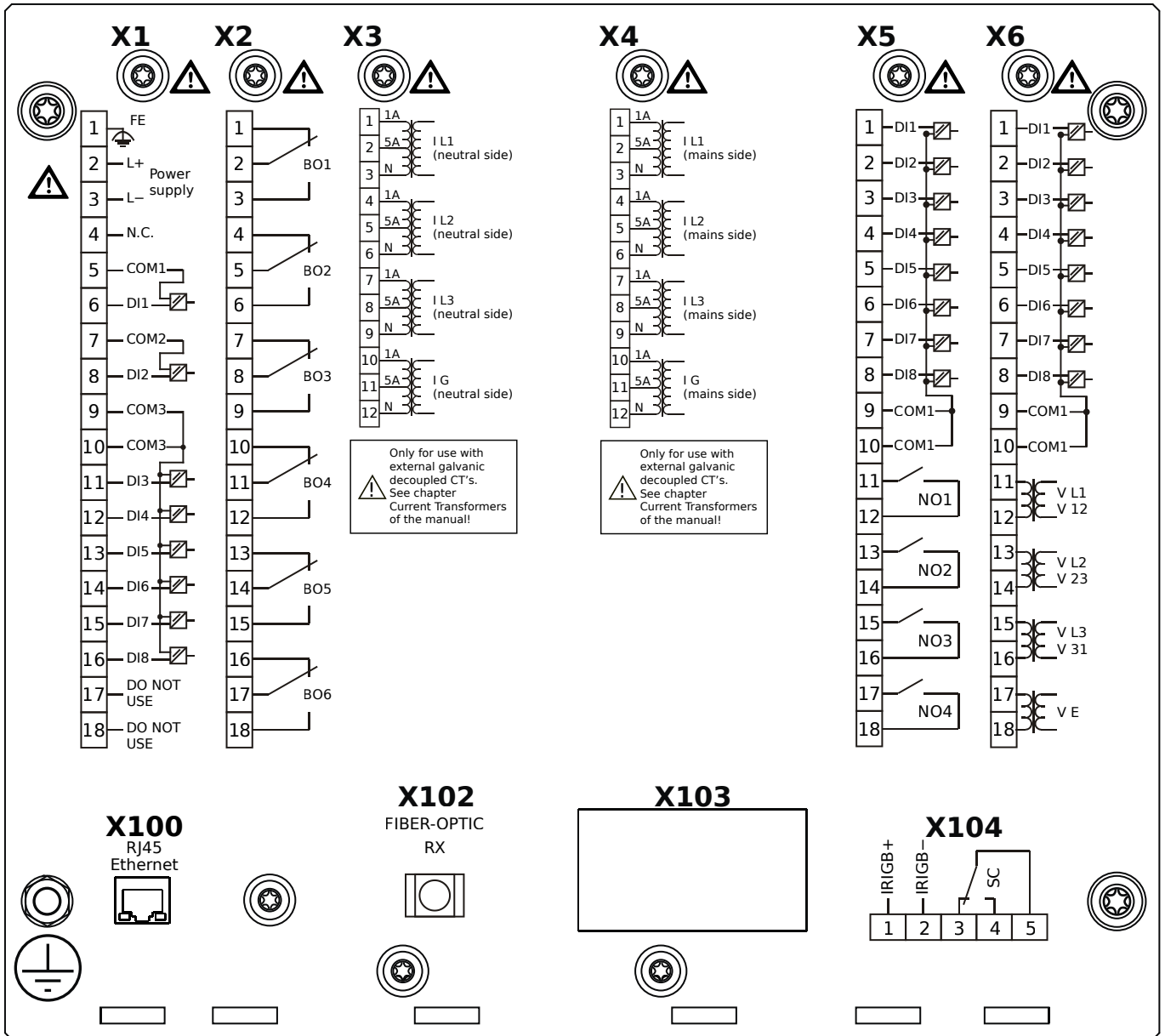


## Housing B2, large display, door mounting

+ Conformal Coating (for installations in harsh environment)

- X1** – DI8-X1: Wide-range power supply unit, incl. 2 non-grouped digital inputs and 6 grouped digital inputs
- X2** – OR6: Assembly Group with 6 Output Relays
- X3** – TI: Standard current measuring card (for the neutral side of the differential protection)
- X4** – TI: Standard current measuring card (for the mains side of the differential protection)
- X5** – DI8-OR4: Assembly Group with 8 Digital Inputs and 4 Output Relays
- X6** – TU-DI8: Voltage measuring assembly group with 8 Digital Inputs
- X102** – Universal Resistance-Temperature Detector (URTD) input, Fiber optics interface, Versatile Link
- X103** – Modbus RTU / IEC 60870-5-103 / DNP3.0 RTU, RS485, Terminals
- X104** – IRIG-B00X, incl. System Contact (Supervision Contact)

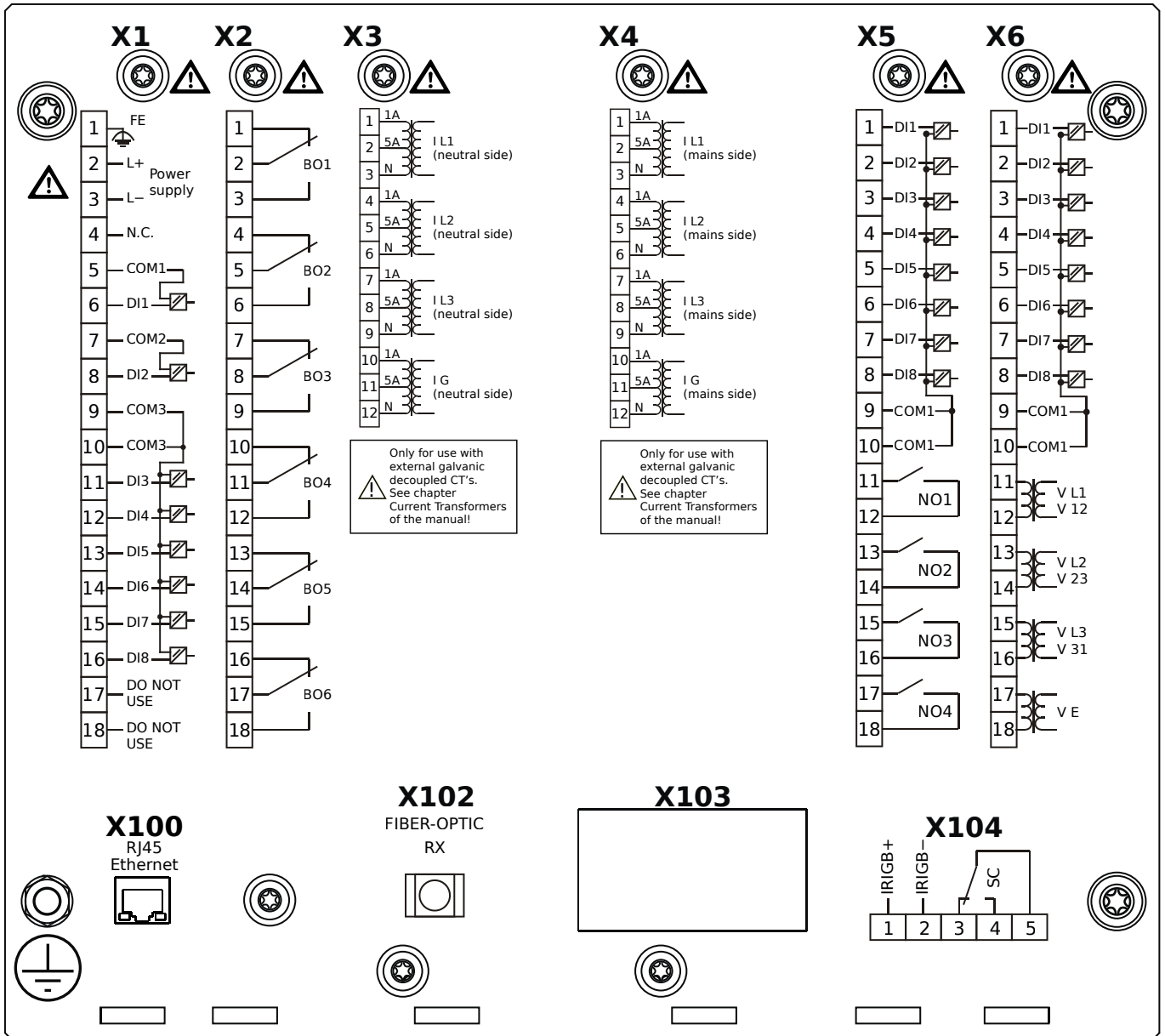
# MCDGV4-2C0ACA



## Housing B2, large display, door mounting

- X1** – DI8-X1: Wide-range power supply unit, incl. 2 non-grouped digital inputs and 6 grouped digital inputs
- X2** – OR6: Assembly Group with 6 Output Relays
- X3** – TI: Standard current measuring card (for the neutral side of the differential protection)
- X4** – TI: Standard current measuring card (for the mains side of the differential protection)
- X5** – DI8-OR4: Assembly Group with 8 Digital Inputs and 4 Output Relays
- X6** – TU-DI8: Voltage measuring assembly group with 8 Digital Inputs
- X100** – Modbus TCP / DNP3.0 TCP/UDP, Ethernet interface, 100 Mbit/s, RJ45 (BASE100-FX)
- X102** – Universal Resistance-Temperature Detector (URTD) input, Fiber optics interface, Versatile Link
- X104** – IRIG-B00X, incl. System Contact (Supervision Contact)

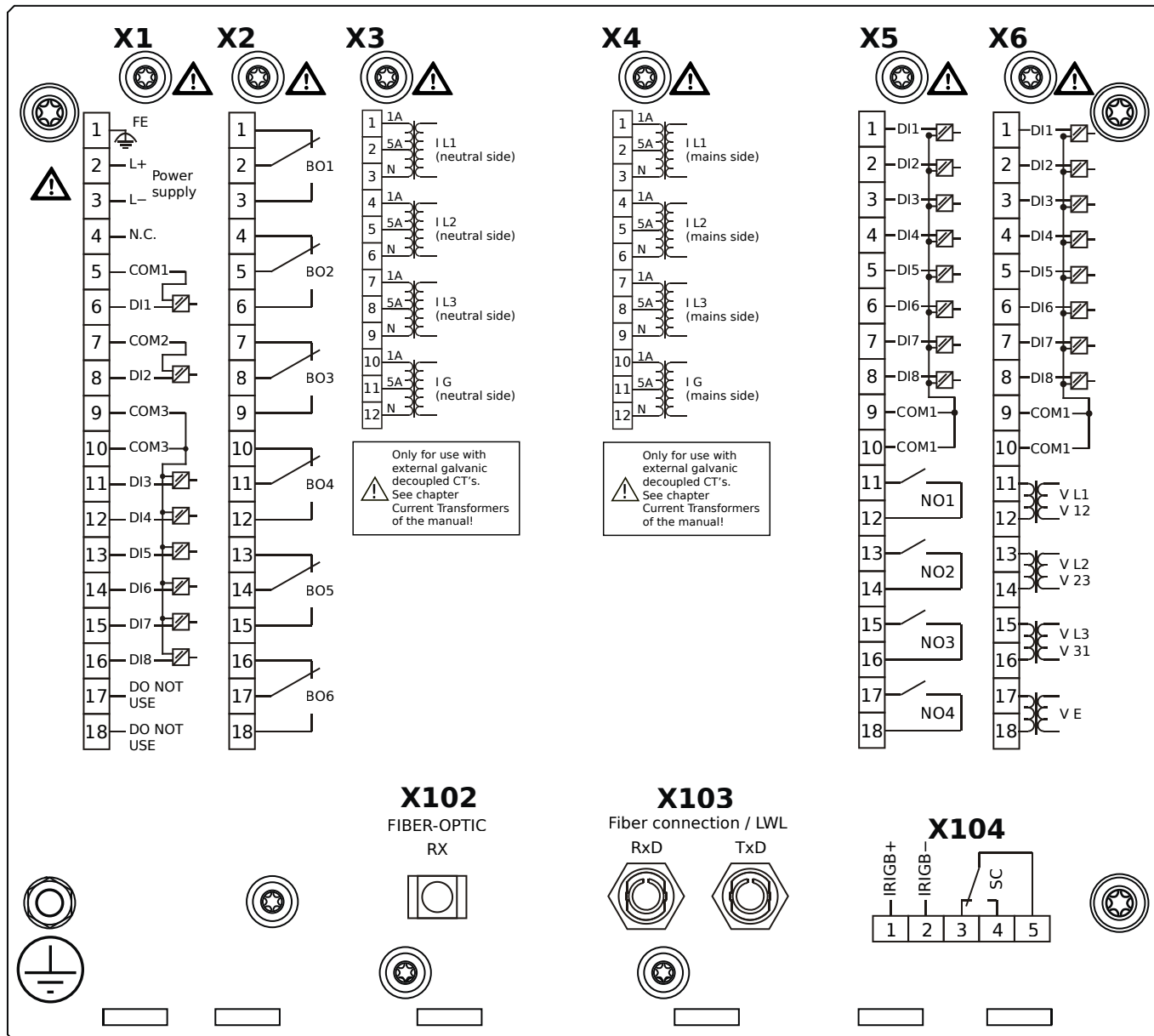
# MCDGV4-2C0ACB



## Housing B2, large display, door mounting

- + Conformal Coating (for installations in harsh environment)
- X1** – DI8-X1: Wide-range power supply unit, incl. 2 non-grouped digital inputs and 6 grouped digital inputs
- X2** – OR6: Assembly Group with 6 Output Relays
- X3** – TI: Standard current measuring card (for the neutral side of the differential protection)
- X4** – TI: Standard current measuring card (for the mains side of the differential protection)
- X5** – DI8-OR4: Assembly Group with 8 Digital Inputs and 4 Output Relays
- X6** – TU-DI8: Voltage measuring assembly group with 8 Digital Inputs
- X100** – Modbus TCP / DNP3.0 TCP/UDP, Ethernet interface, 100 Mbit/s, RJ45 (BASE100-FX)
- X102** – Universal Resistance-Temperature Detector (URTD) input, Fiber optics interface, Versatile Link
- X104** – IRIG-B00X, incl. System Contact (Supervision Contact)

# MCDGV4-2C0ADA

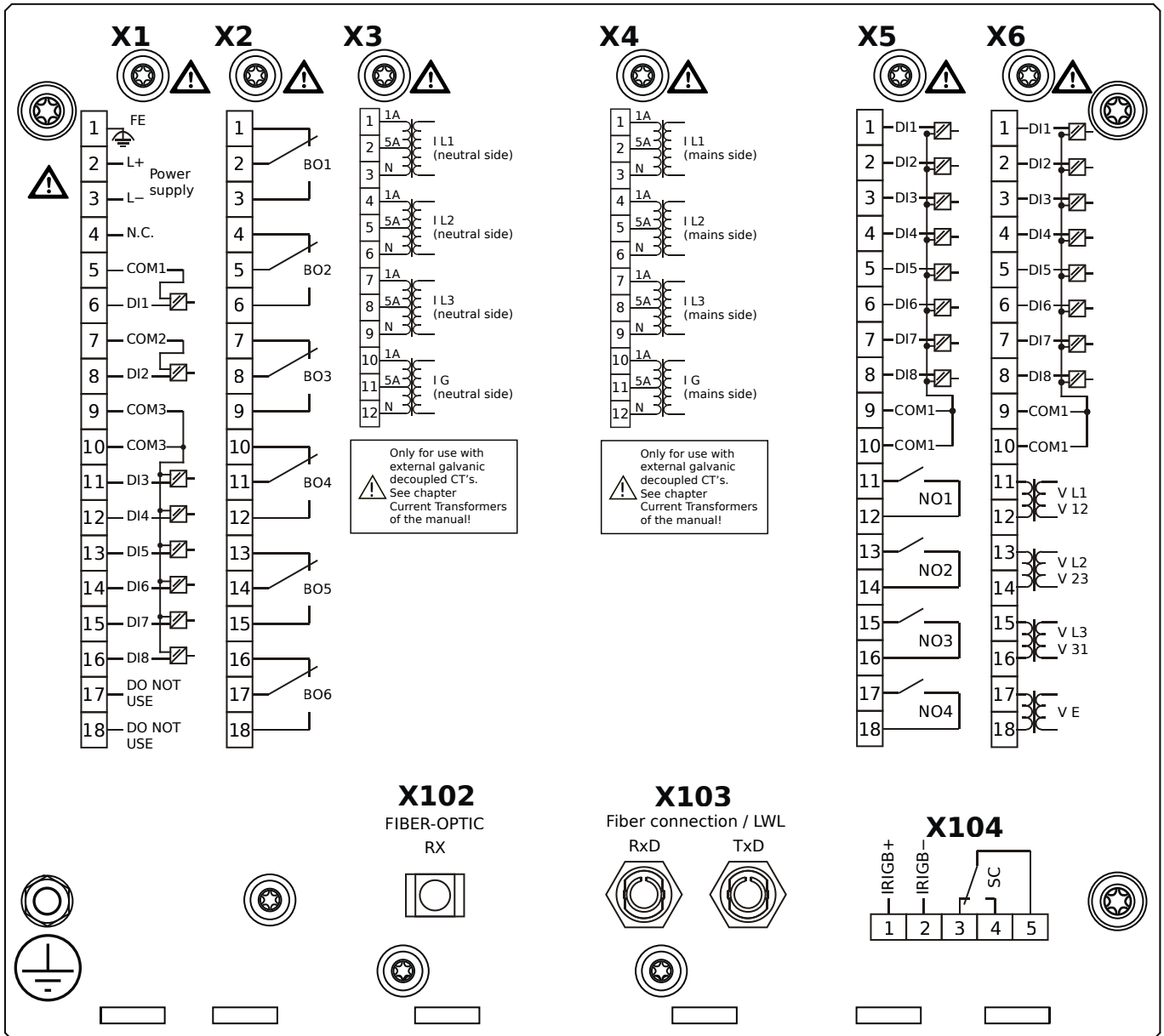


## Housing B2, large display, door mounting

- X1** – DI8-X1: Wide-range power supply unit, incl. 2 non-grouped digital inputs and 6 grouped digital inputs
- X2** – OR6: Assembly Group with 6 Output Relays
- X3** – TI: Standard current measuring card (for the neutral side of the differential protection)
- X4** – TI: Standard current measuring card (for the mains side of the differential protection)
- X5** – DI8-OR4: Assembly Group with 8 Digital Inputs and 4 Output Relays
- X6** – TU-DI8: Voltage measuring assembly group with 8 Digital Inputs
- X102** – Universal Resistance-Temperature Detector (URTD) input, Fiber optics interface, Versatile Link
- X103** – Profibus-DP, Fiber optics interface, ST Connector
- X104** – IRIG-B00X, incl. System Contact (Supervision Contact)



# MCDGV4-2C0ADB

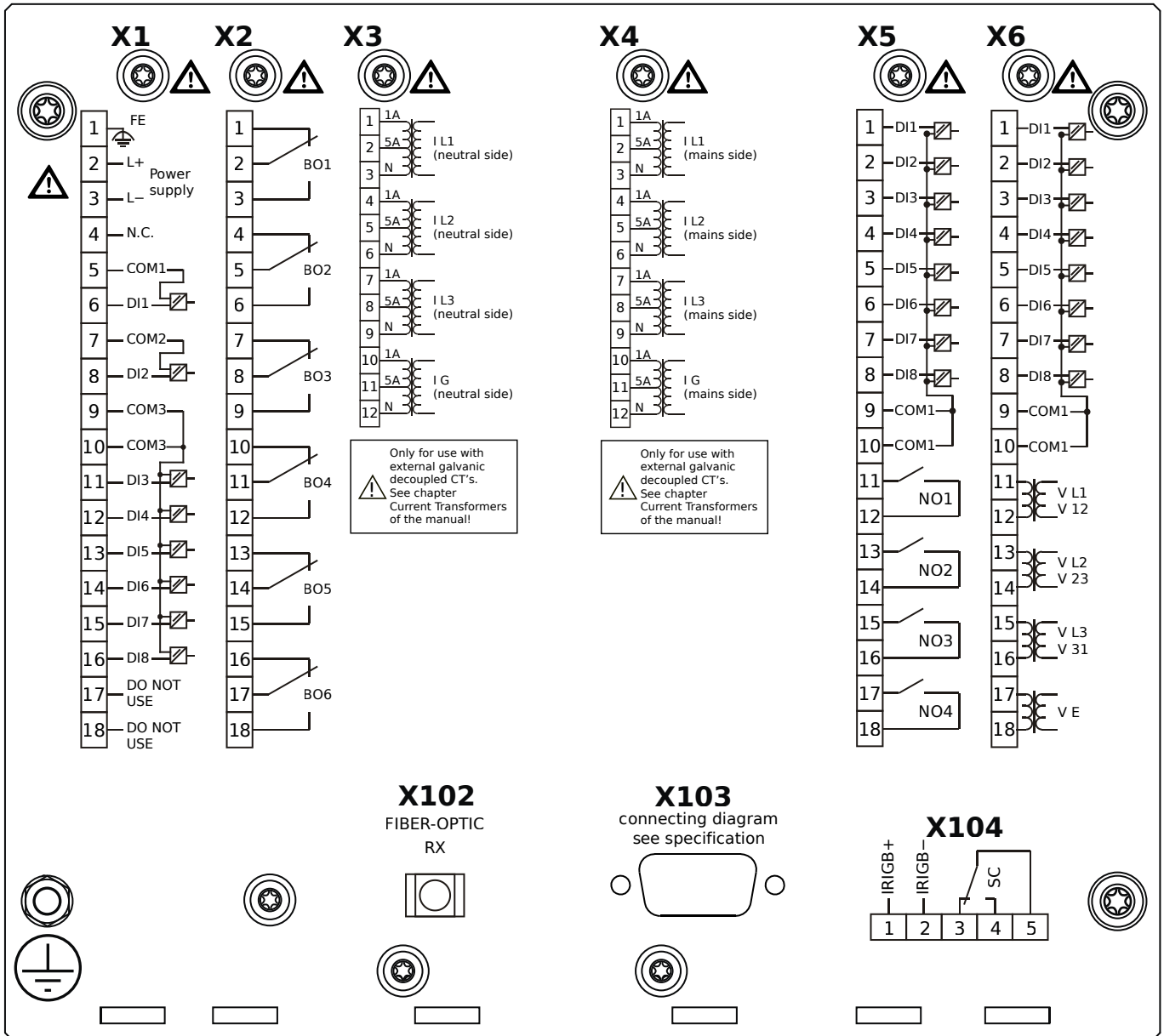


## Housing B2, large display, door mounting

+ Conformal Coating (for installations in harsh environment)

- X1** – DI8-X1: Wide-range power supply unit, incl. 2 non-grouped digital inputs and 6 grouped digital inputs
- X2** – OR6: Assembly Group with 6 Output Relays
- X3** – TI: Standard current measuring card (for the neutral side of the differential protection)
- X4** – TI: Standard current measuring card (for the mains side of the differential protection)
- X5** – DI8-OR4: Assembly Group with 8 Digital Inputs and 4 Output Relays
- X6** – TU-DI8: Voltage measuring assembly group with 8 Digital Inputs
- X102** – Universal Resistance-Temperature Detector (URTD) input, Fiber optics interface, Versatile Link
- X103** – Profibus-DP, Fiber optics interface, ST Connector
- X104** – IRIG-B00X, incl. System Contact (Supervision Contact)

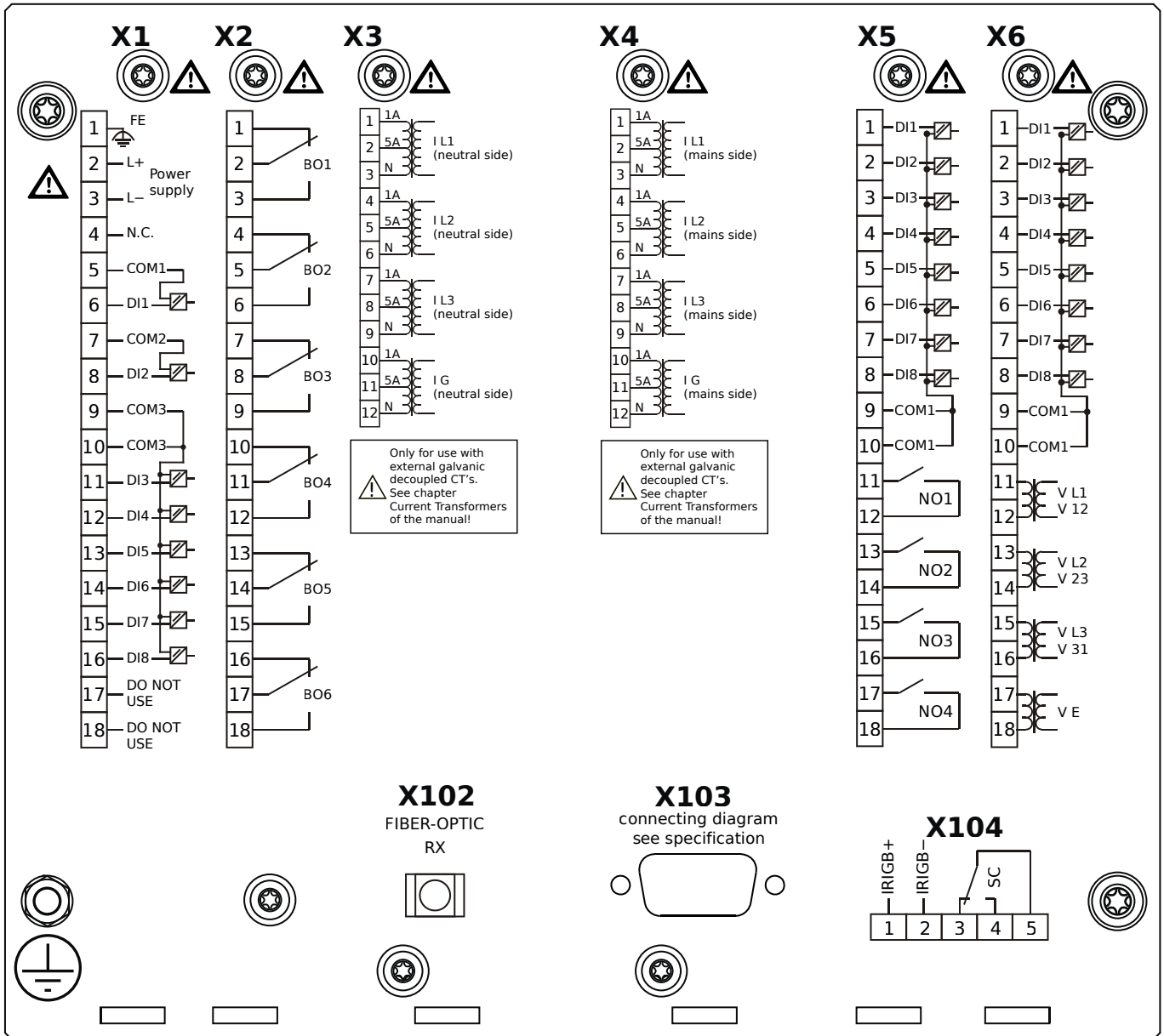
# MCDGV4-2C0AEA



## Housing B2, large display, door mounting

- X1** – DI8-X1: Wide-range power supply unit, incl. 2 non-grouped digital inputs and 6 grouped digital inputs
- X2** – OR6: Assembly Group with 6 Output Relays
- X3** – TI: Standard current measuring card (for the neutral side of the differential protection)
- X4** – TI: Standard current measuring card (for the mains side of the differential protection)
- X5** – DI8-OR4: Assembly Group with 8 Digital Inputs and 4 Output Relays
- X6** – TU-DI8: Voltage measuring assembly group with 8 Digital Inputs
- X102** – Universal Resistance-Temperature Detector (URTD) input, Fiber optics interface, Versatile Link
- X103** – Profibus-DP, RS485, D-SUB
- X104** – IRIG-B00X, incl. System Contact (Supervision Contact)

# MCDGV4-2C0AEB

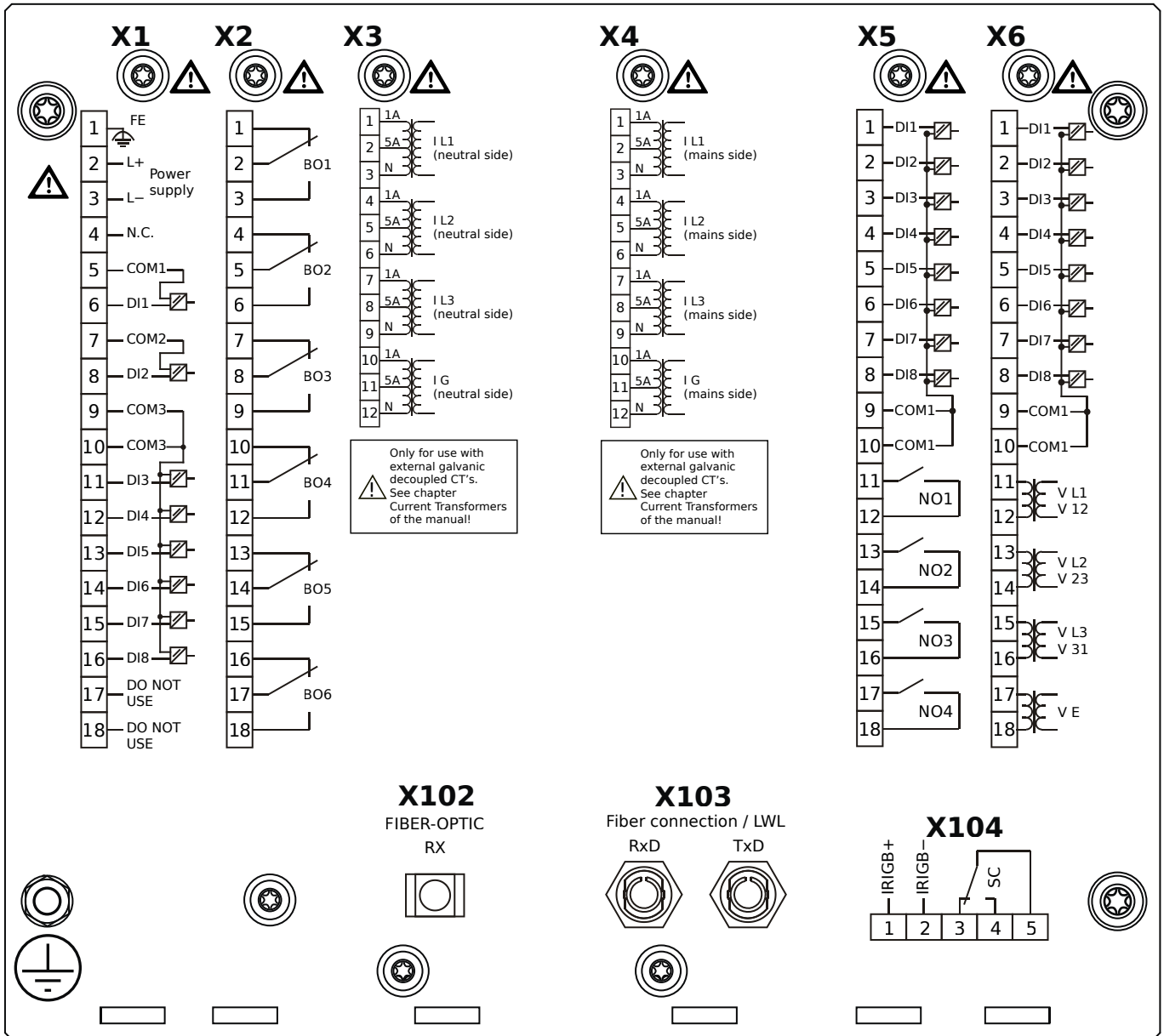


## Housing B2, large display, door mounting

+ Conformal Coating (for installations in harsh environment)

- X1** – DI8-X1: Wide-range power supply unit, incl. 2 non-grouped digital inputs and 6 grouped digital inputs
- X2** – OR6: Assembly Group with 6 Output Relays
- X3** – TI: Standard current measuring card (for the neutral side of the differential protection)
- X4** – TI: Standard current measuring card (for the mains side of the differential protection)
- X5** – DI8-OR4: Assembly Group with 8 Digital Inputs and 4 Output Relays
- X6** – TU-DI8: Voltage measuring assembly group with 8 Digital Inputs
- X102** – Universal Resistance-Temperature Detector (URTD) input, Fiber optics interface, Versatile Link
- X103** – Profibus-DP, RS485, D-SUB
- X104** – IRIG-B00X, incl. System Contact (Supervision Contact)

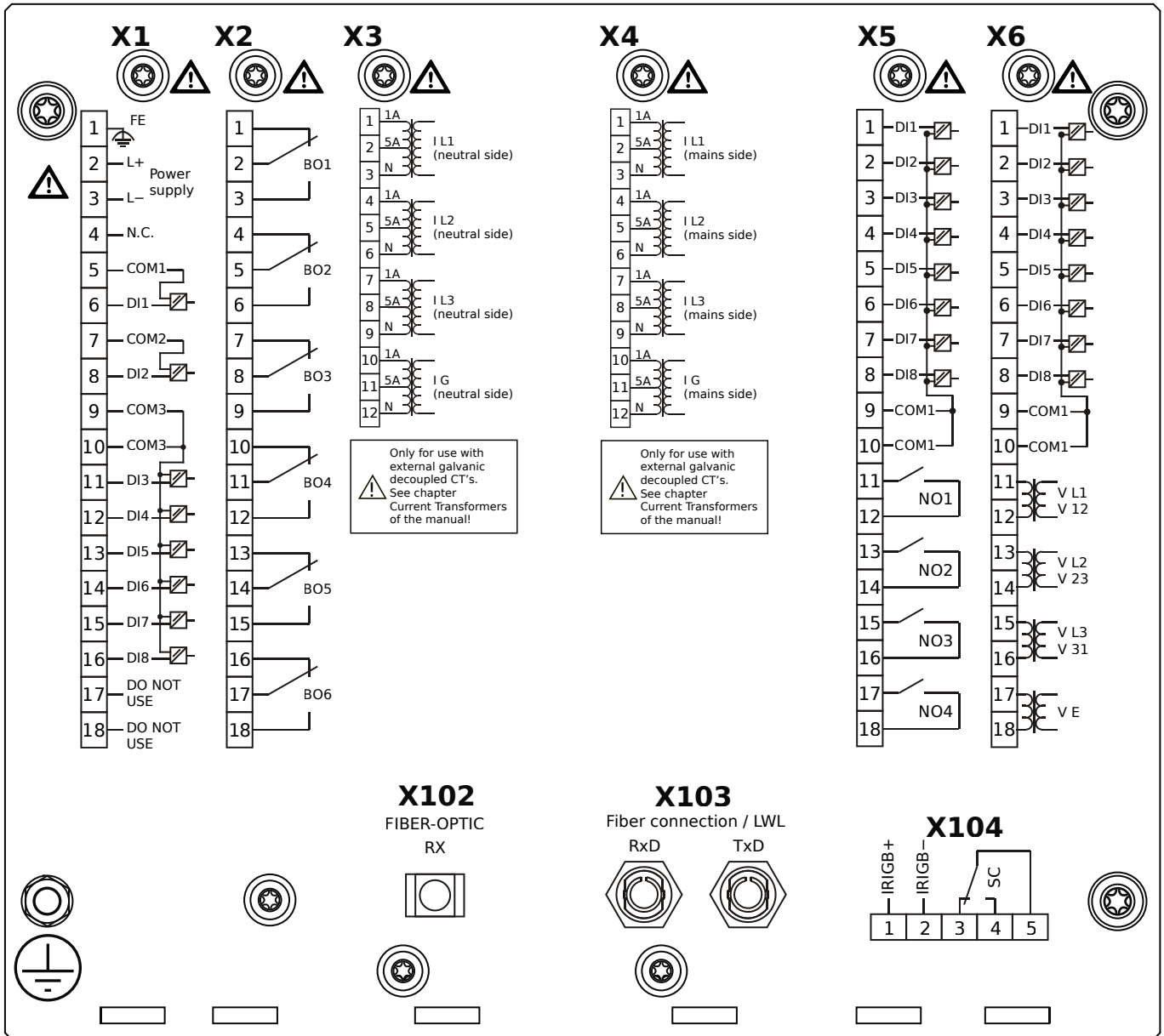
# MCDGV4-2C0AFA



## Housing B2, large display, door mounting

- X1** – DI8-X1: Wide-range power supply unit, incl. 2 non-grouped digital inputs and 6 grouped digital inputs
- X2** – OR6: Assembly Group with 6 Output Relays
- X3** – TI: Standard current measuring card (for the neutral side of the differential protection)
- X4** – TI: Standard current measuring card (for the mains side of the differential protection)
- X5** – DI8-OR4: Assembly Group with 8 Digital Inputs and 4 Output Relays
- X6** – TU-DI8: Voltage measuring assembly group with 8 Digital Inputs
- X102** – Universal Resistance-Temperature Detector (URTD) input, Fiber optics interface, Versatile Link
- X103** – Modbus RTU / IEC 60870-5-103 / DNP3.0 RTU, Fiber optics interface, ST Connector
- X104** – IRIG-B00X, incl. System Contact (Supervision Contact)

# MCDGV4-2C0AFB

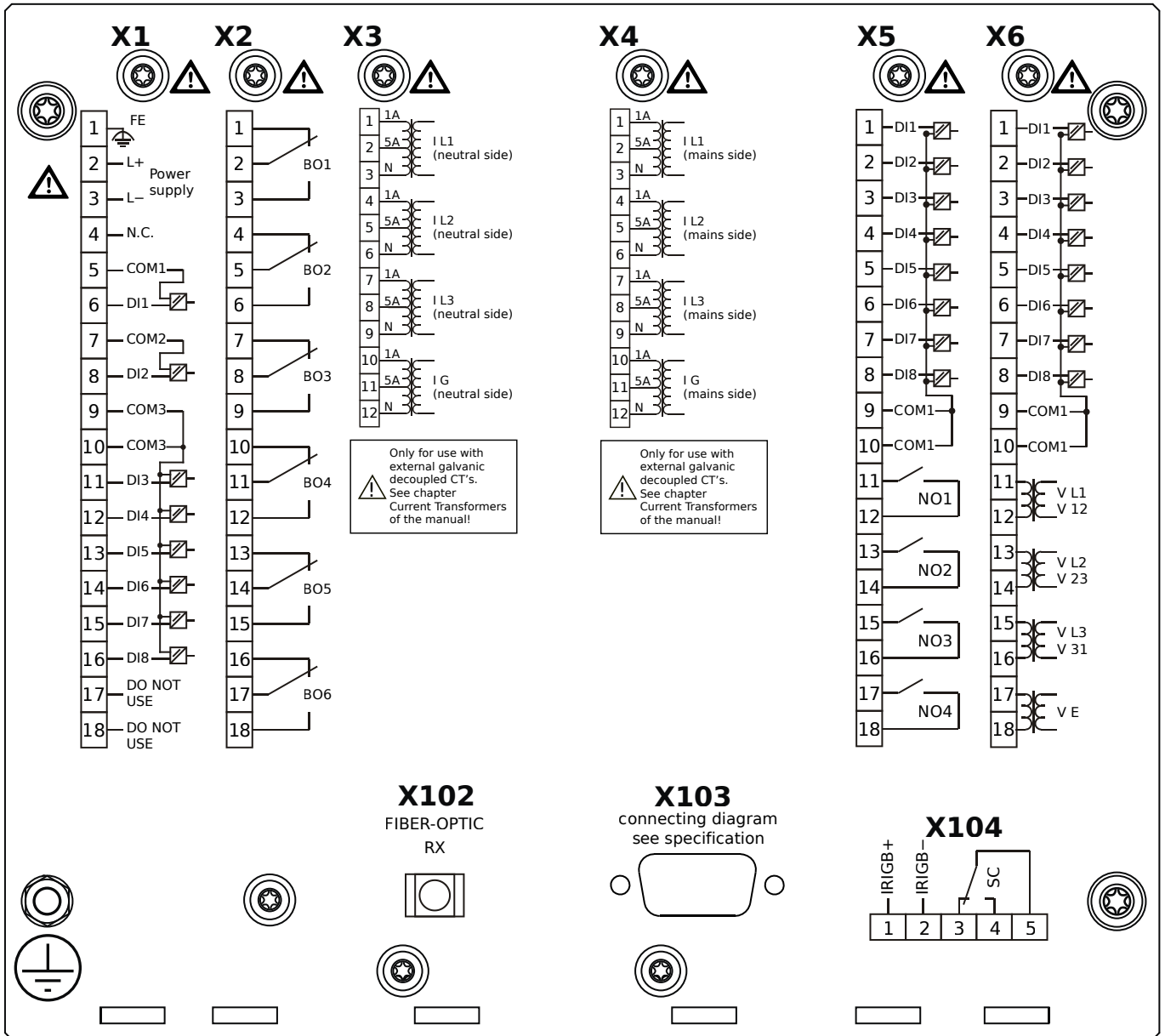


## Housing B2, large display, door mounting

+ Conformal Coating (for installations in harsh environment)

- X1** – DI8-X1: Wide-range power supply unit, incl. 2 non-grouped digital inputs and 6 grouped digital inputs
- X2** – OR6: Assembly Group with 6 Output Relays
- X3** – TI: Standard current measuring card (for the neutral side of the differential protection)
- X4** – TI: Standard current measuring card (for the mains side of the differential protection)
- X5** – DI8-OR4: Assembly Group with 8 Digital Inputs and 4 Output Relays
- X6** – TU-DI8: Voltage measuring assembly group with 8 Digital Inputs
- X102** – Universal Resistance-Temperature Detector (URTD) input, Fiber optics interface, Versatile Link
- X103** – Modbus RTU / IEC 60870-5-103 / DNP3.0 RTU, Fiber optics interface, ST Connector
- X104** – IRIG-B00X, incl. System Contact (Supervision Contact)

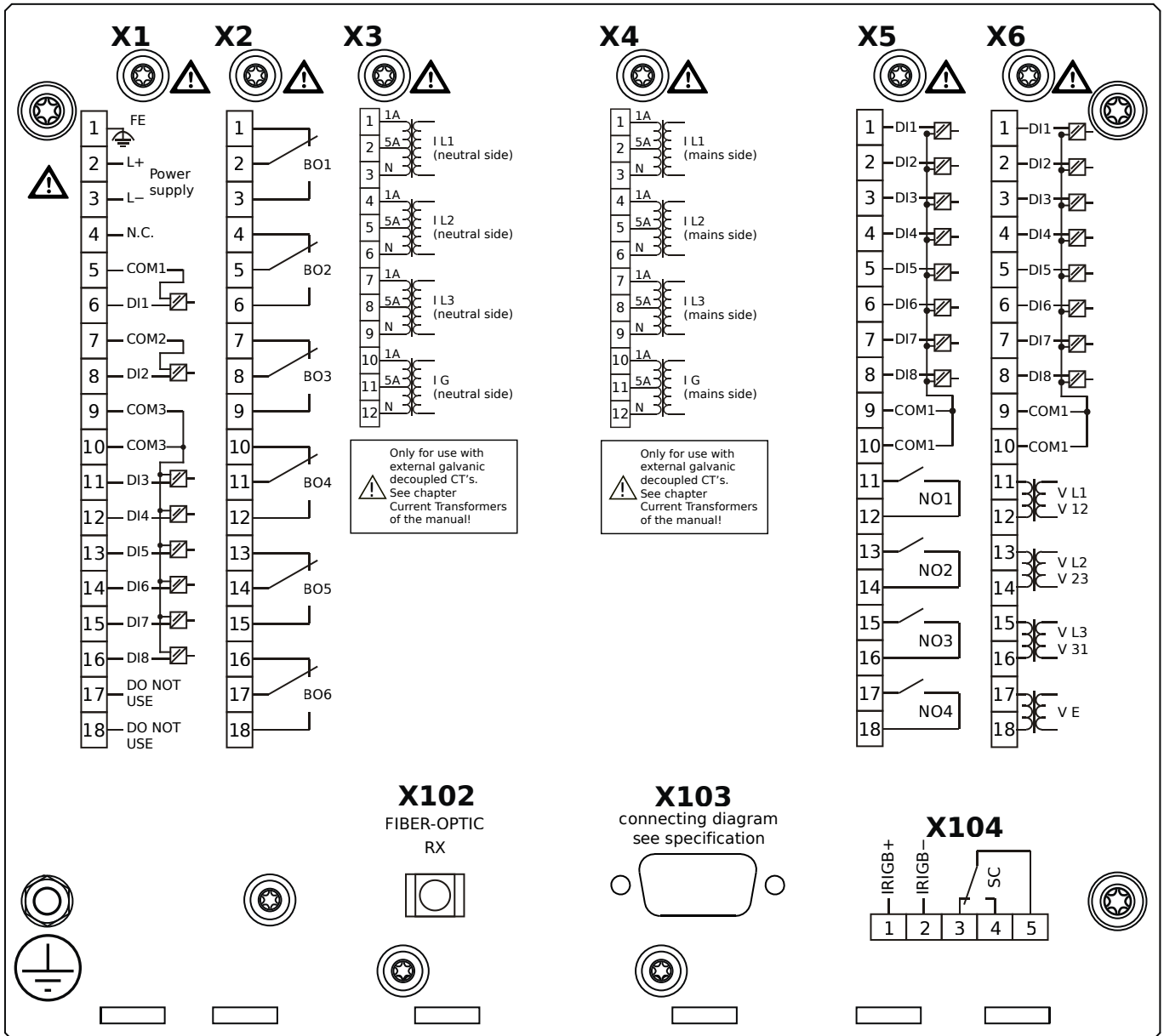
# MCDGV4-2C0AGA



## Housing B2, large display, door mounting

- X1** – DI8-X1: Wide-range power supply unit, incl. 2 non-grouped digital inputs and 6 grouped digital inputs
- X2** – OR6: Assembly Group with 6 Output Relays
- X3** – TI: Standard current measuring card (for the neutral side of the differential protection)
- X4** – TI: Standard current measuring card (for the mains side of the differential protection)
- X5** – DI8-OR4: Assembly Group with 8 Digital Inputs and 4 Output Relays
- X6** – TU-DI8: Voltage measuring assembly group with 8 Digital Inputs
- X102** – Universal Resistance-Temperature Detector (URTD) input, Fiber optics interface, Versatile Link
- X103** – Modbus RTU / IEC 60870-5-103 / DNP3.0 RTU, RS485, D-SUB
- X104** – IRIG-B00X, incl. System Contact (Supervision Contact)

# MCDGV4-2C0AGB

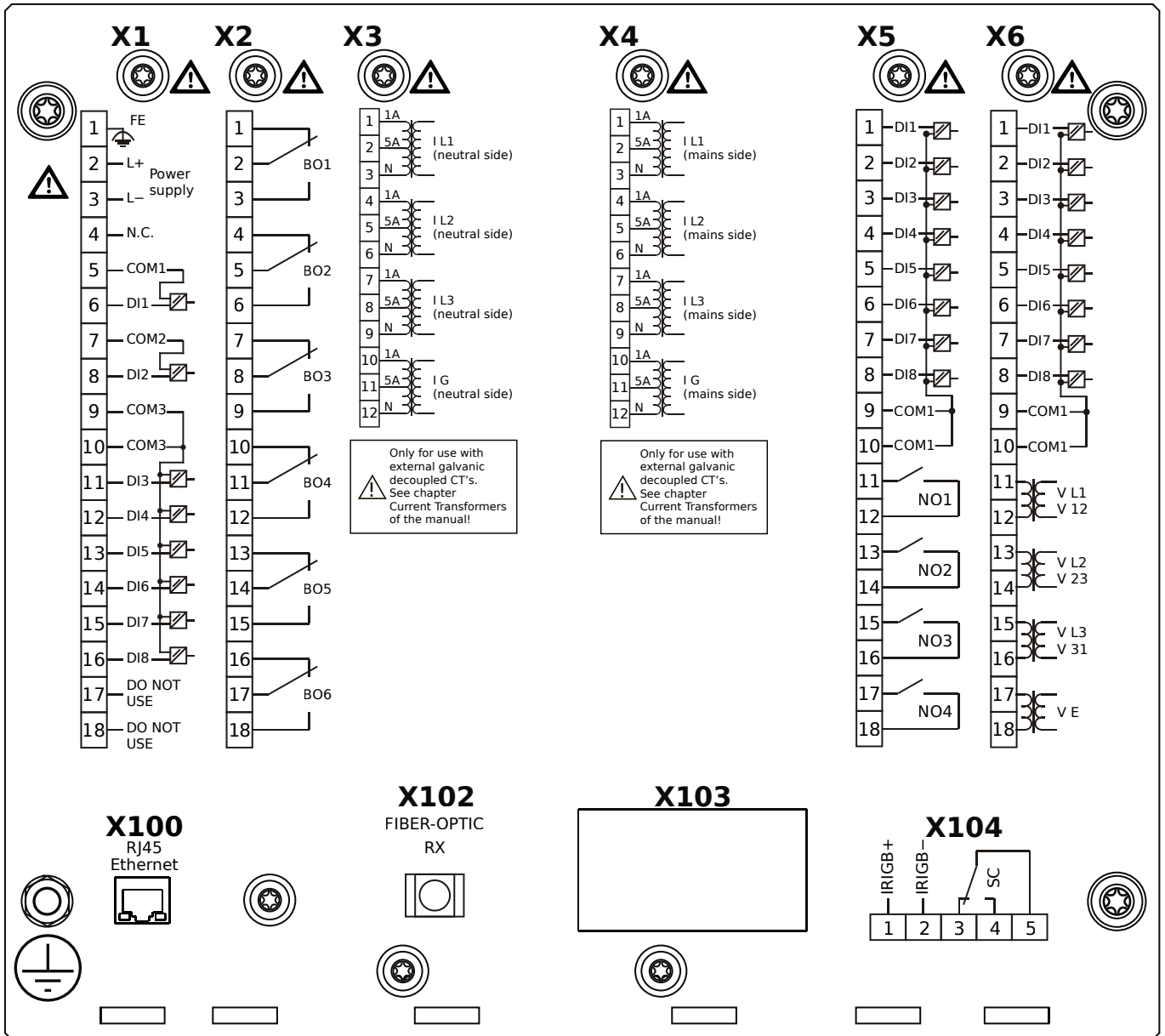


## Housing B2, large display, door mounting

+ Conformal Coating (for installations in harsh environment)

- X1** – DI8-X1: Wide-range power supply unit, incl. 2 non-grouped digital inputs and 6 grouped digital inputs
- X2** – OR6: Assembly Group with 6 Output Relays
- X3** – TI: Standard current measuring card (for the neutral side of the differential protection)
- X4** – TI: Standard current measuring card (for the mains side of the differential protection)
- X5** – DI8-OR4: Assembly Group with 8 Digital Inputs and 4 Output Relays
- X6** – TU-DI8: Voltage measuring assembly group with 8 Digital Inputs
- X102** – Universal Resistance-Temperature Detector (URTD) input, Fiber optics interface, Versatile Link
- X103** – Modbus RTU / IEC 60870-5-103 / DNP3.0 RTU, RS485, D-SUB
- X104** – IRIG-B00X, incl. System Contact (Supervision Contact)

# MCDGV4-2C0AHA

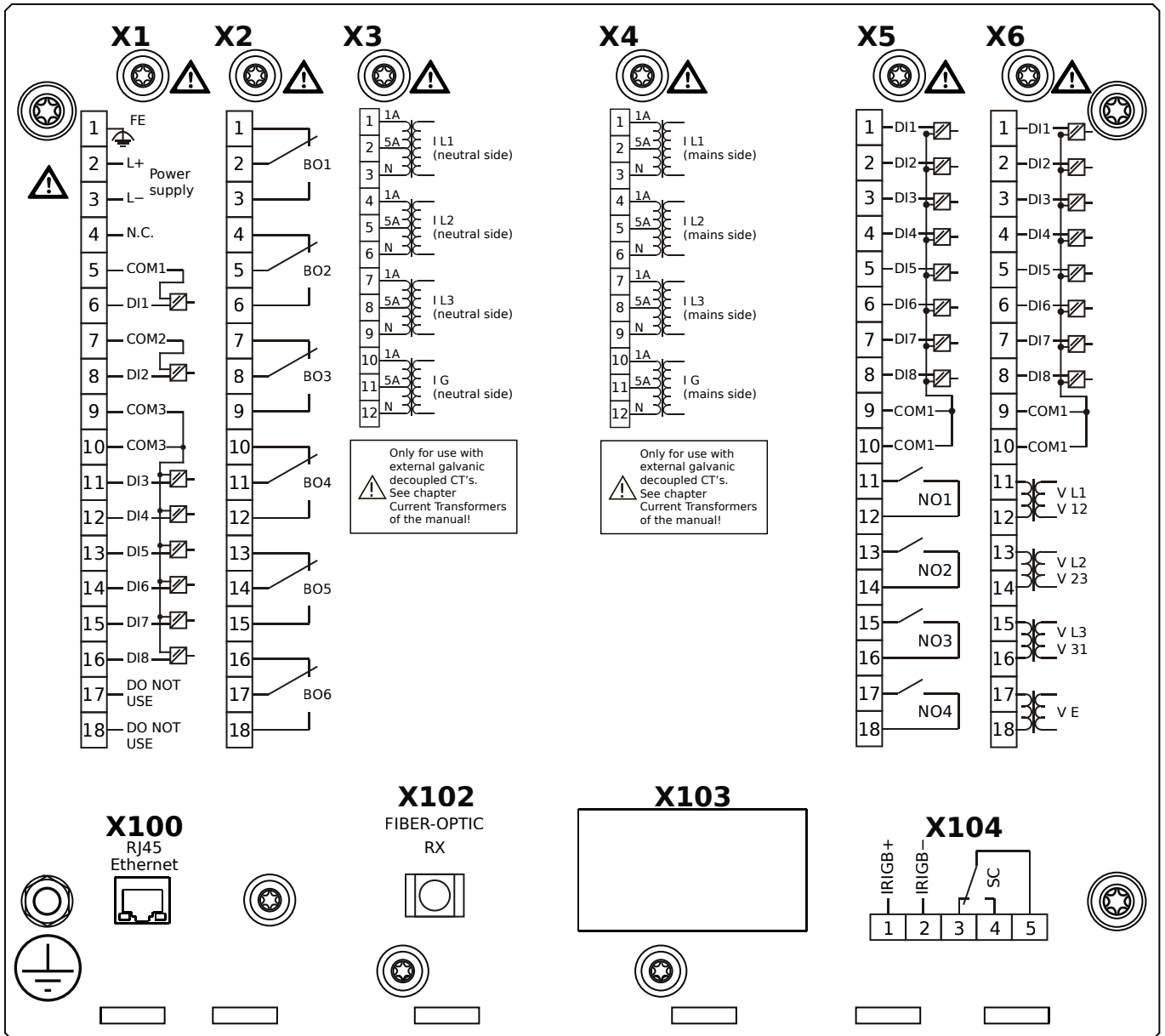


## Housing B2, large display, door mounting

- X1** – DI8-X1: Wide-range power supply unit, incl. 2 non-grouped digital inputs and 6 grouped digital inputs
- X2** – OR6: Assembly Group with 6 Output Relays
- X3** – TI: Standard current measuring card (for the neutral side of the differential protection)
- X4** – TI: Standard current measuring card (for the mains side of the differential protection)
- X5** – DI8-OR4: Assembly Group with 8 Digital Inputs and 4 Output Relays
- X6** – TU-DI8: Voltage measuring assembly group with 8 Digital Inputs
- X100** – IEC 61850 / Modbus TCP / DNP3.0 TCP/UDP, Ethernet interface, 100 Mbit/s, RJ45 (BASE100-FX)
- X102** – Universal Resistance-Temperature Detector (URTD) input, Fiber optics interface, Versatile Link
- X104** – IRIG-B00X, incl. System Contact (Supervision Contact)



# MCDGV4-2C0AHB



## Housing B2, large display, door mounting

+ Conformal Coating (for installations in harsh environment)

**X1** – DI8-X1: Wide-range power supply unit, incl. 2 non-grouped digital inputs and 6 grouped digital inputs

**X2** – OR6: Assembly Group with 6 Output Relays

**X3** – TI: Standard current measuring card (for the neutral side of the differential protection)

**X4** – TI: Standard current measuring card (for the mains side of the differential protection)

**X5** – DI8-OR4: Assembly Group with 8 Digital Inputs and 4 Output Relays

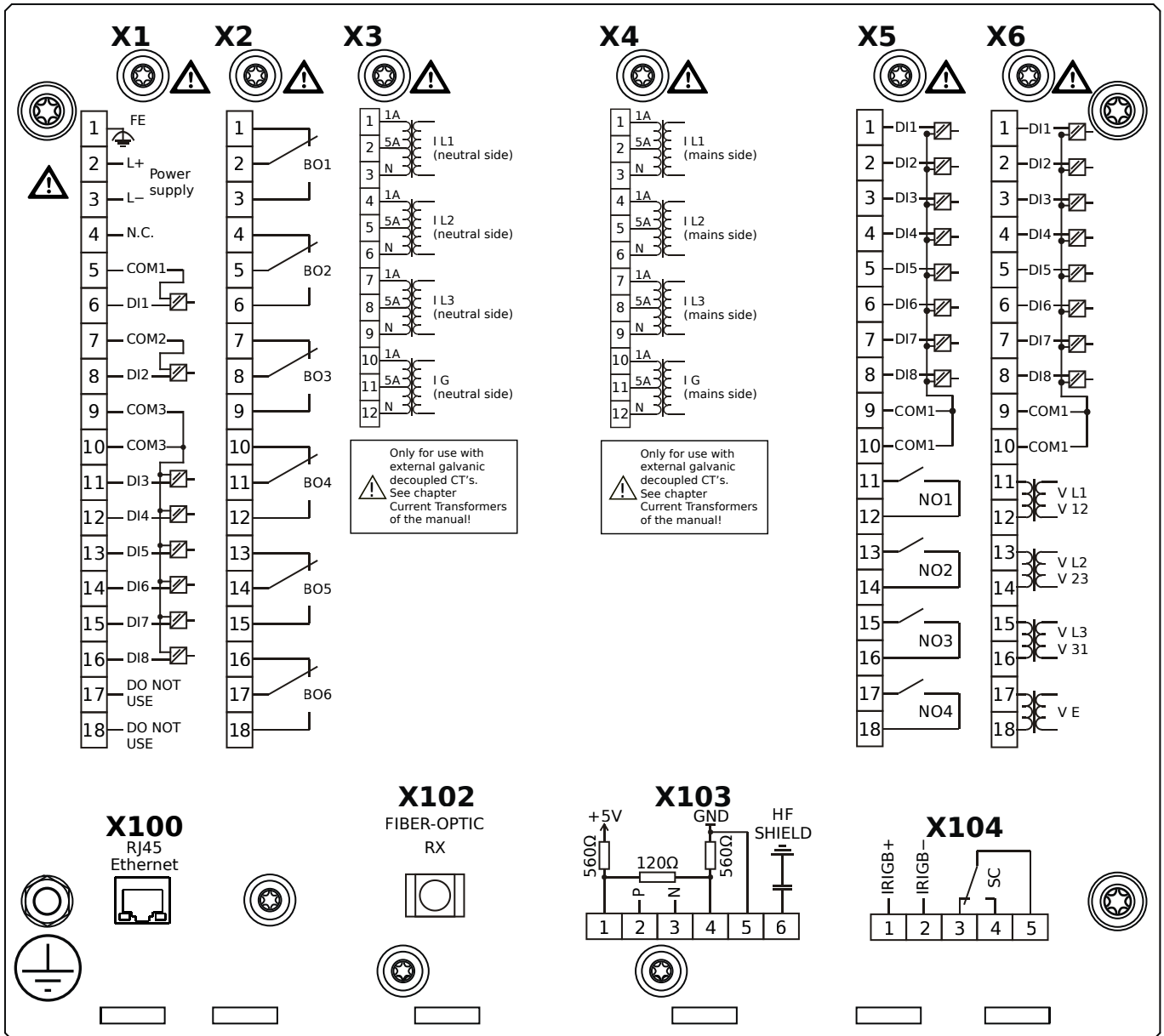
**X6** – TU-DI8: Voltage measuring assembly group with 8 Digital Inputs

**X100** – IEC 61850 / Modbus TCP / DNP3.0 TCP/UDP, Ethernet interface, 100 Mbit/s, RJ45 (BASE100-FX)

**X102** – Universal Resistance-Temperature Detector (URTD) input, Fiber optics interface, Versatile Link

**X104** – IRIG-B00X, incl. System Contact (Supervision Contact)

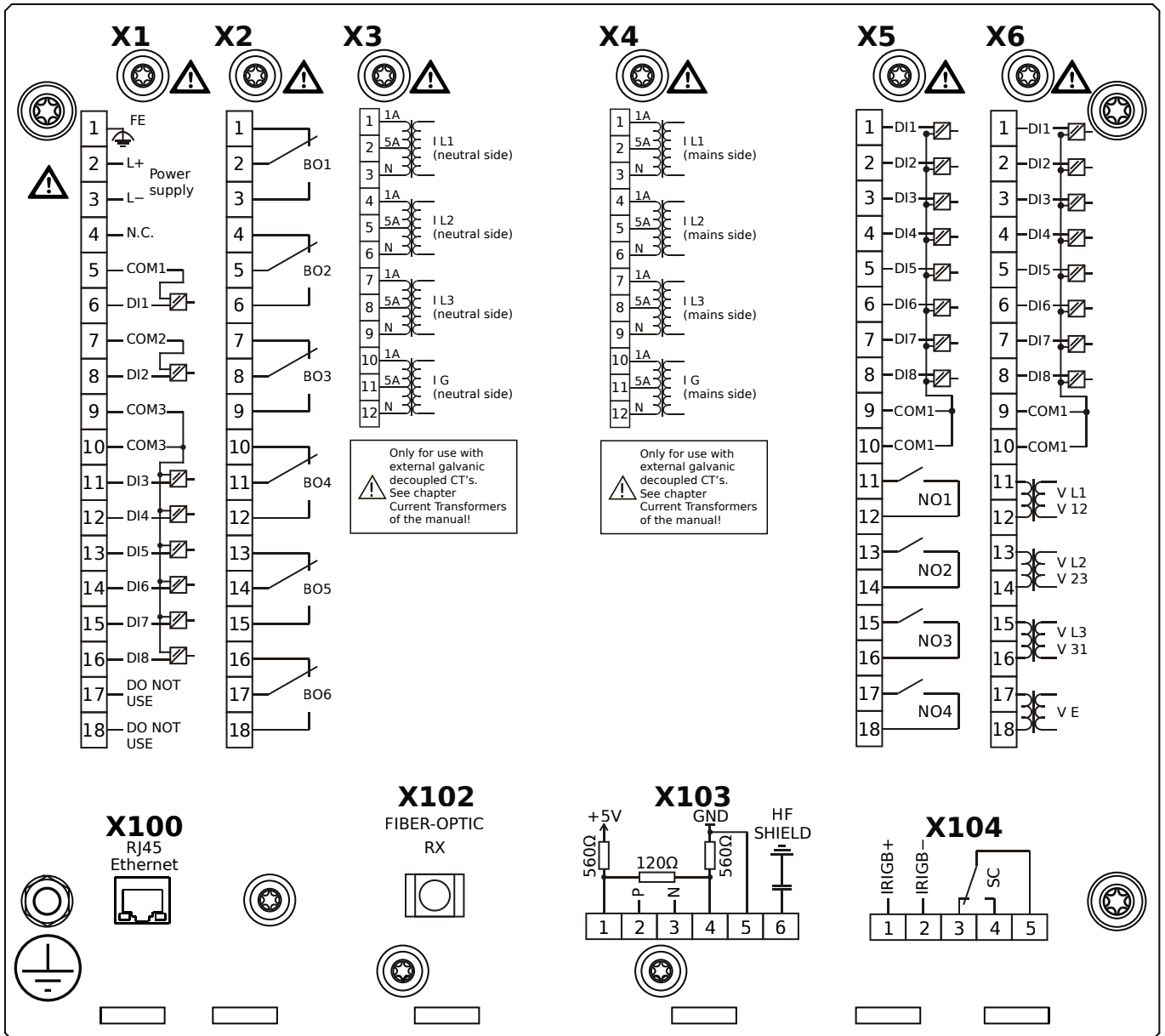
# MCDGV4-2C0AIA



## Housing B2, large display, door mounting

- X1** – DI8-X1: Wide-range power supply unit, incl. 2 non-grouped digital inputs and 6 grouped digital inputs
- X2** – OR6: Assembly Group with 6 Output Relays
- X3** – TI: Standard current measuring card (for the neutral side of the differential protection)
- X4** – TI: Standard current measuring card (for the mains side of the differential protection)
- X5** – DI8-OR4: Assembly Group with 8 Digital Inputs and 4 Output Relays
- X6** – TU-DI8: Voltage measuring assembly group with 8 Digital Inputs
- X100** – Modbus TCP / DNP3.0 TCP/UDP, Ethernet interface, 100 Mbit/s, RJ45 (BASE100-FX)
- X102** – Universal Resistance-Temperature Detector (URTD) input, Fiber optics interface, Versatile Link
- X103** – IEC 60870-5-103 / Modbus RTU / DNP3.0 RTU, RS485, Terminals
- X104** – I R I G B-00X, incl. System Contact (Supervision Contact)

# MCDGV4-2C0AIB

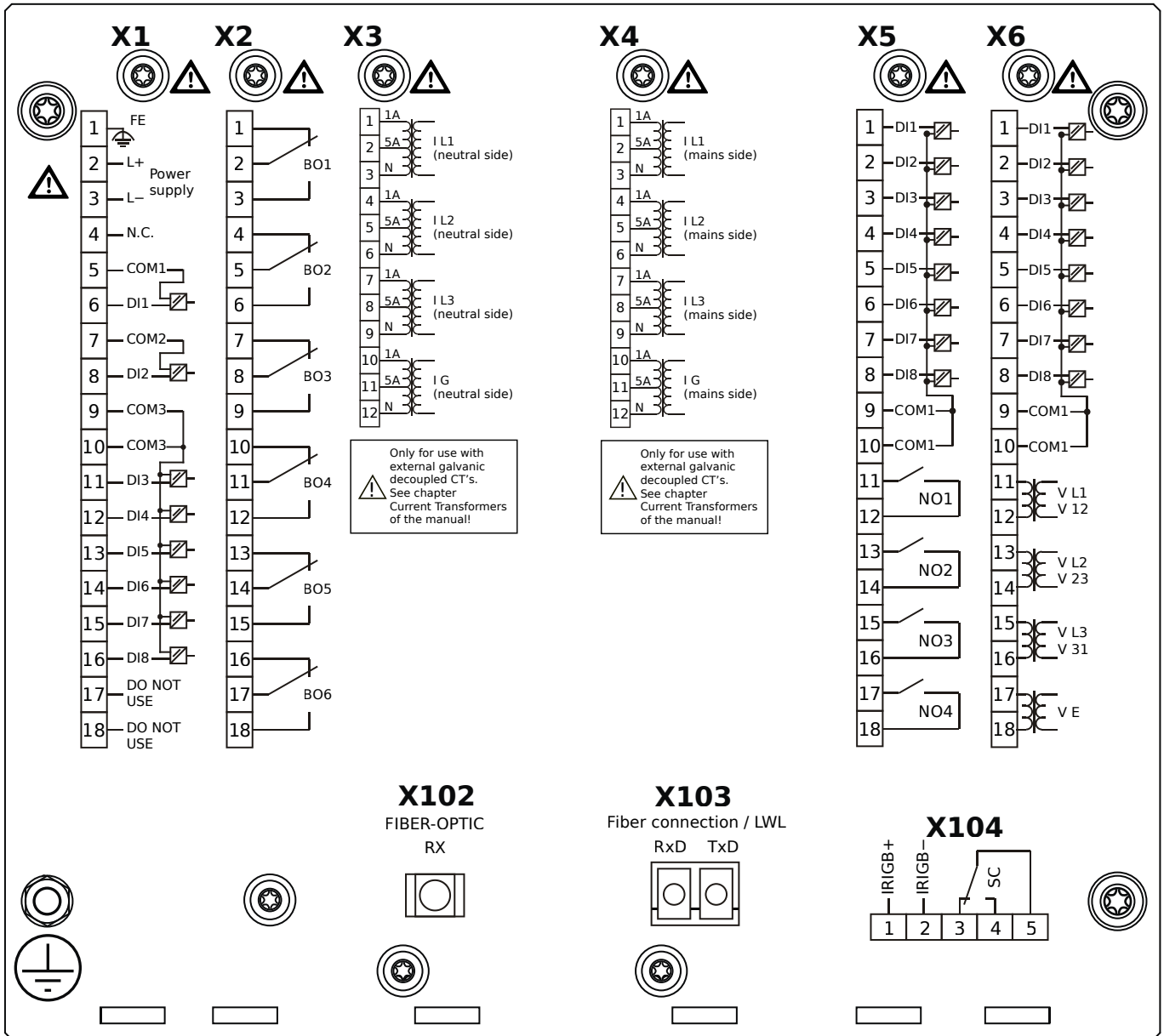


## Housing B2, large display, door mounting

+ Conformal Coating (for installations in harsh environment)

- X1** – DI8-X1: Wide-range power supply unit, incl. 2 non-grouped digital inputs and 6 grouped digital inputs
- X2** – OR6: Assembly Group with 6 Output Relays
- X3** – TI: Standard current measuring card (for the neutral side of the differential protection)
- X4** – TI: Standard current measuring card (for the mains side of the differential protection)
- X5** – DI8-OR4: Assembly Group with 8 Digital Inputs and 4 Output Relays
- X6** – TU-DI8: Voltage measuring assembly group with 8 Digital Inputs
- X100** – Modbus TCP / DNP3.0 TCP/UDP, Ethernet interface, 100 Mbit/s, RJ45 (BASE100-FX)
- X102** – Universal Resistance-Temperature Detector (URTD) input, Fiber optics interface, Versatile Link
- X103** – IEC 60870-5-103 / Modbus RTU / DNP3.0 RTU, RS485, Terminals
- X104** – I RIG-B00X, incl. System Contact (Supervision Contact)

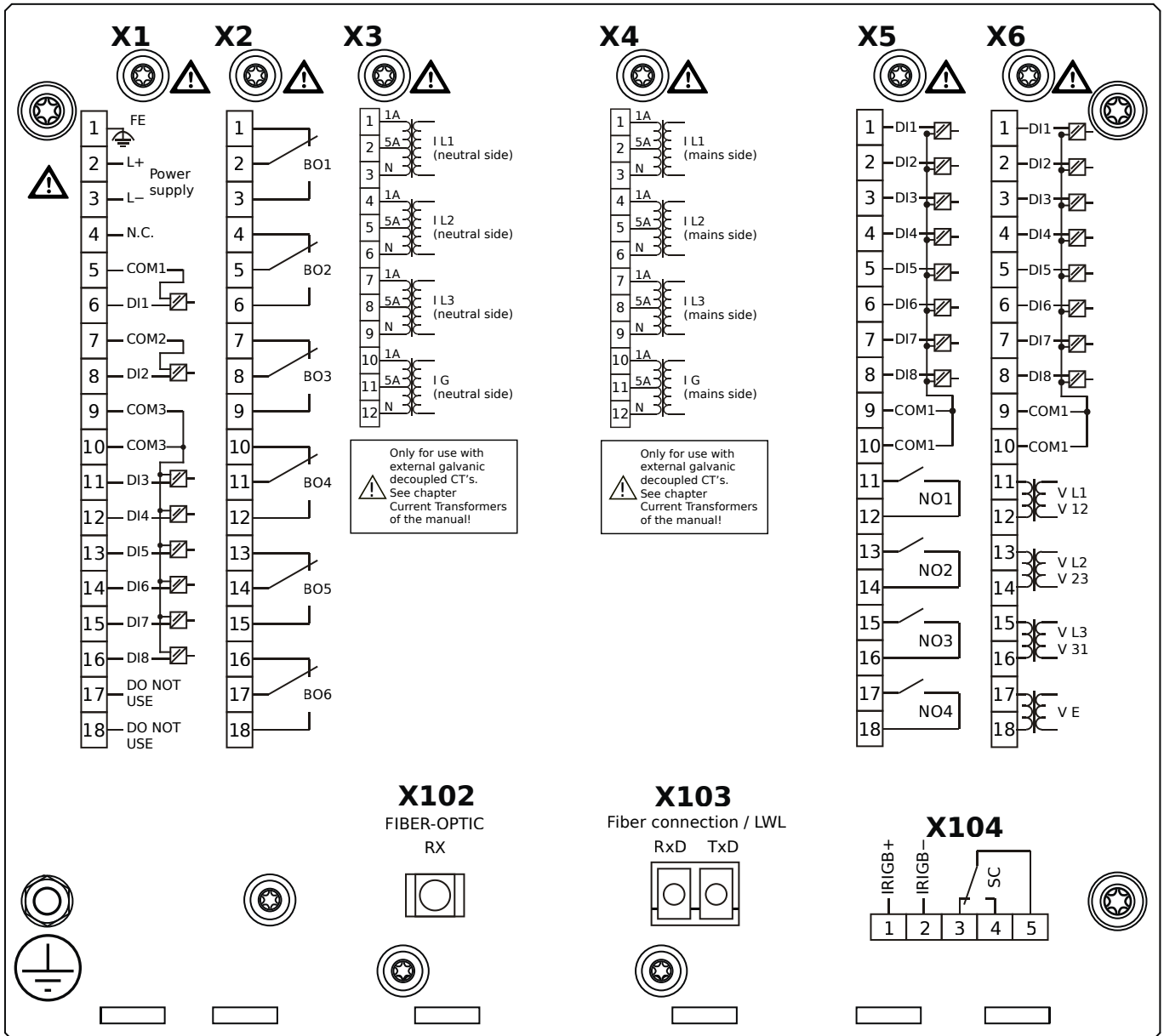
# MCDGV4-2C0AKA



## Housing B2, large display, door mounting

- X1** – DI8-X1: Wide-range power supply unit, incl. 2 non-grouped digital inputs and 6 grouped digital inputs
- X2** – OR6: Assembly Group with 6 Output Relays
- X3** – TI: Standard current measuring card (for the neutral side of the differential protection)
- X4** – TI: Standard current measuring card (for the mains side of the differential protection)
- X5** – DI8-OR4: Assembly Group with 8 Digital Inputs and 4 Output Relays
- X6** – TU-DI8: Voltage measuring assembly group with 8 Digital Inputs
- X102** – Universal Resistance-Temperature Detector (URTD) input, Fiber optics interface, Versatile Link
- X103** – IEC 61850 / Modbus TCP / DNP3.0 TCP/UDP, Fiber optics interface, LC Connector
- X104** – IRIG-B00X, incl. System Contact (Supervision Contact)

# MCDGV4-2C0AKB

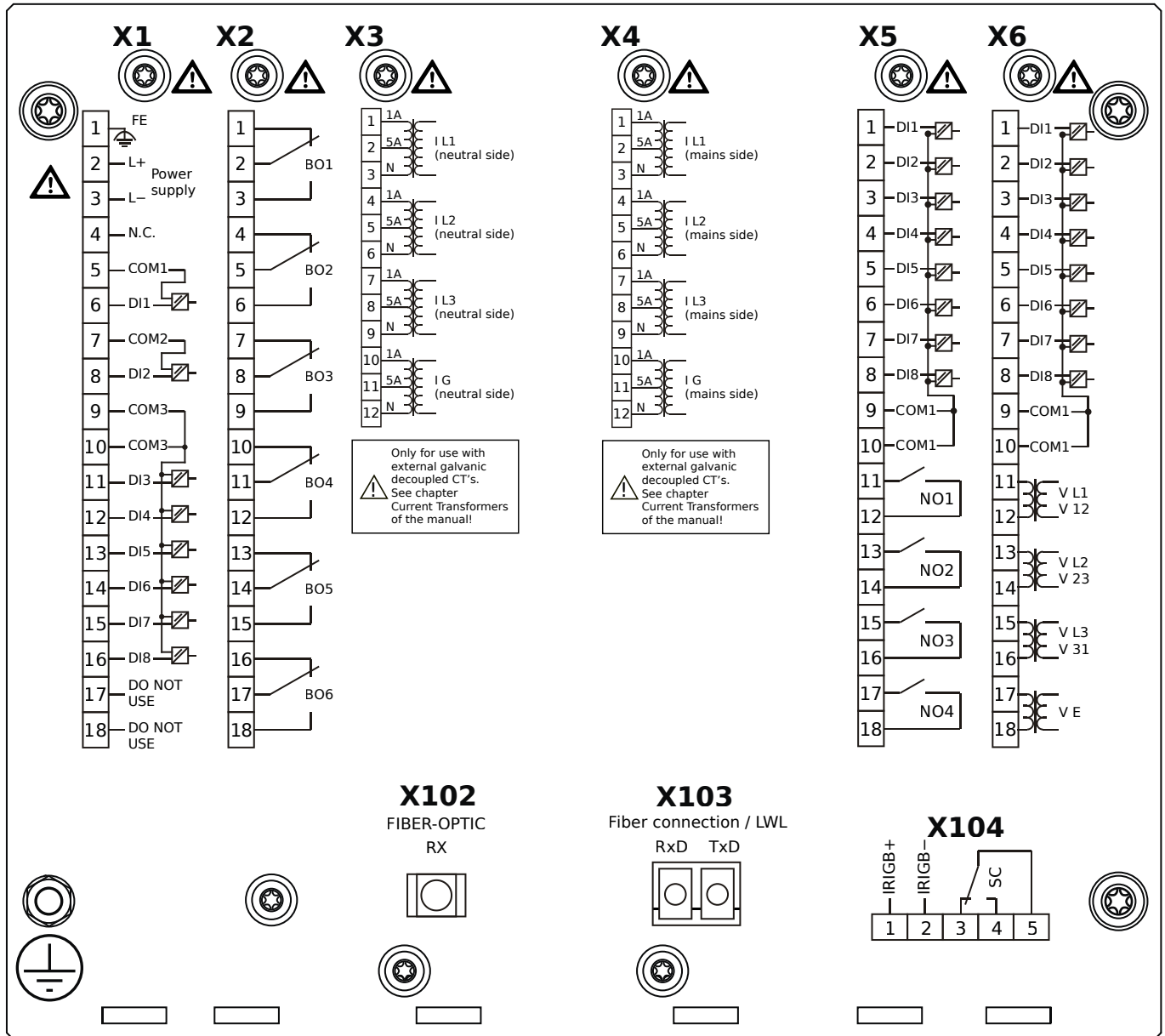


## Housing B2, large display, door mounting

+ Conformal Coating (for installations in harsh environment)

- X1** – DI8-X1: Wide-range power supply unit, incl. 2 non-grouped digital inputs and 6 grouped digital inputs
- X2** – OR6: Assembly Group with 6 Output Relays
- X3** – TI: Standard current measuring card (for the neutral side of the differential protection)
- X4** – TI: Standard current measuring card (for the mains side of the differential protection)
- X5** – DI8-OR4: Assembly Group with 8 Digital Inputs and 4 Output Relays
- X6** – TU-DI8: Voltage measuring assembly group with 8 Digital Inputs
- X102** – Universal Resistance-Temperature Detector (URTD) input, Fiber optics interface, Versatile Link
- X103** – IEC 61850 / Modbus TCP / DNP3.0 TCP/UDP, Fiber optics interface, LC Connector
- X104** – IRIG-B00X, incl. System Contact (Supervision Contact)

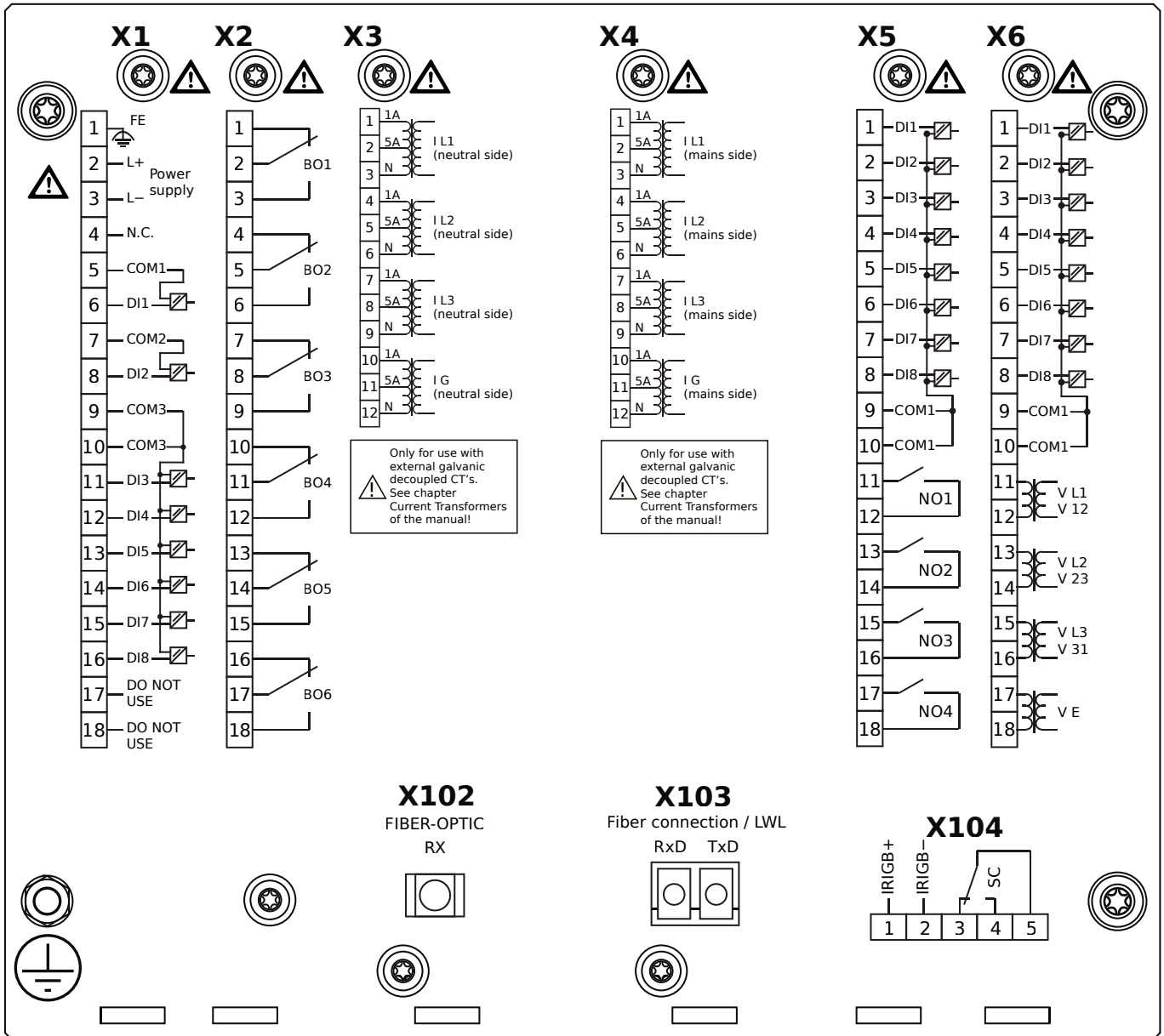
# MCDGV4-2C0ALA



## Housing B2, large display, door mounting

- X1** – DI8-X1: Wide-range power supply unit, incl. 2 non-grouped digital inputs and 6 grouped digital inputs
- X2** – OR6: Assembly Group with 6 Output Relays
- X3** – TI: Standard current measuring card (for the neutral side of the differential protection)
- X4** – TI: Standard current measuring card (for the mains side of the differential protection)
- X5** – DI8-OR4: Assembly Group with 8 Digital Inputs and 4 Output Relays
- X6** – TU-DI8: Voltage measuring assembly group with 8 Digital Inputs
- X102** – Universal Resistance-Temperature Detector (URTD) input, Fiber optics interface, Versatile Link
- X103** – Modbus TCP / DNP3.0 TCP/UDP, Fiber optics interface, LC Connector
- X104** – IRIG-B00X, incl. System Contact (Supervision Contact)

# MCDGV4-2C0ALB

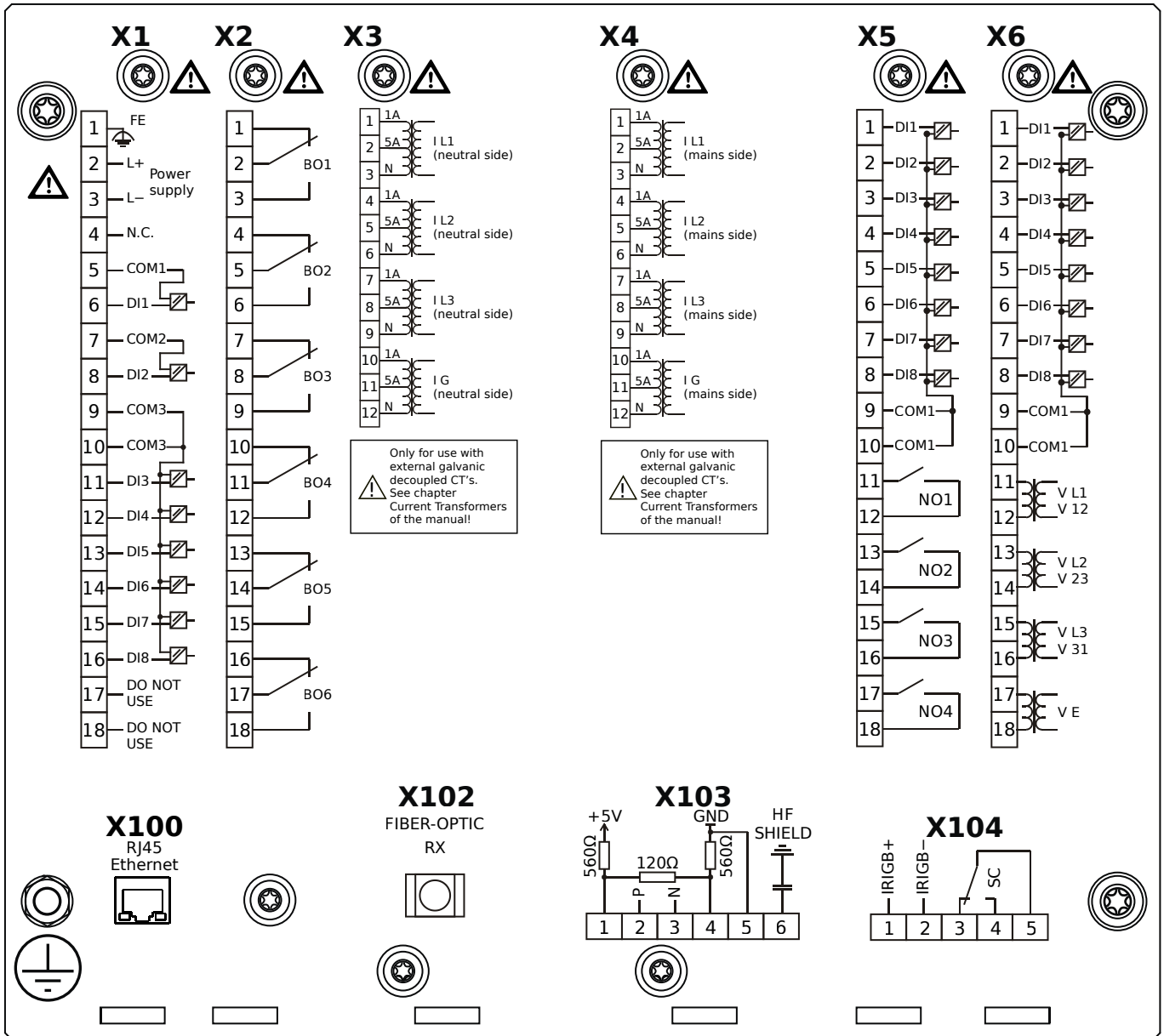


## Housing B2, large display, door mounting

+ Conformal Coating (for installations in harsh environment)

- X1** – DI8-X1: Wide-range power supply unit, incl. 2 non-grouped digital inputs and 6 grouped digital inputs
- X2** – OR6: Assembly Group with 6 Output Relays
- X3** – TI: Standard current measuring card (for the neutral side of the differential protection)
- X4** – TI: Standard current measuring card (for the mains side of the differential protection)
- X5** – DI8-OR4: Assembly Group with 8 Digital Inputs and 4 Output Relays
- X6** – TU-DI8: Voltage measuring assembly group with 8 Digital Inputs
- X102** – Universal Resistance-Temperature Detector (URTD) input, Fiber optics interface, Versatile Link
- X103** – Modbus TCP / DNP3.0 TCP/UDP, Fiber optics interface, LC Connector
- X104** – IRIG-B00X, incl. System Contact (Supervision Contact)

# MCDGV4-2C0ATA

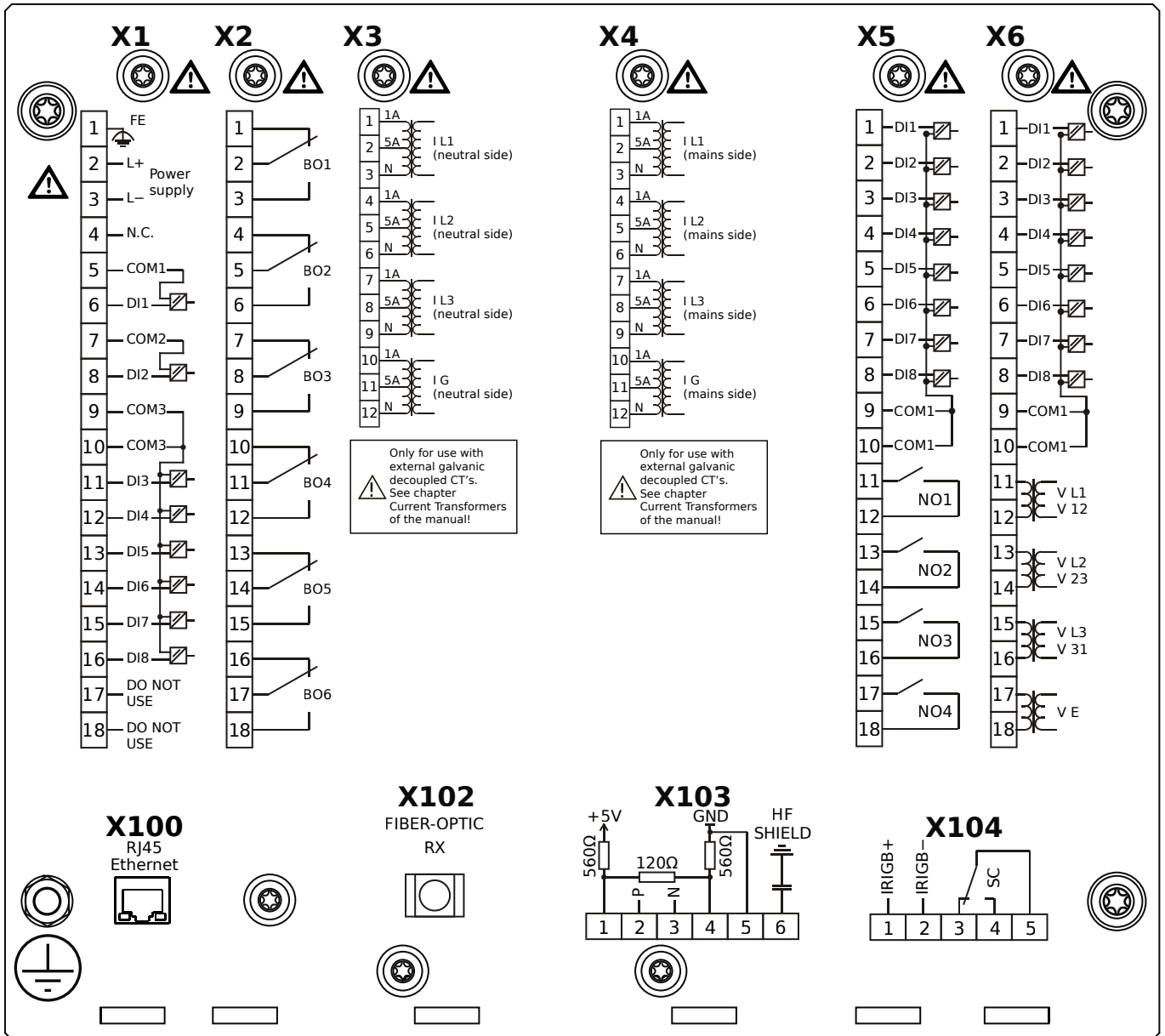


## Housing B2, large display, door mounting

- X1** – DI8-X1: Wide-range power supply unit, incl. 2 non-grouped digital inputs and 6 grouped digital inputs
- X2** – OR6: Assembly Group with 6 Output Relays
- X3** – TI: Standard current measuring card (for the neutral side of the differential protection)
- X4** – TI: Standard current measuring card (for the mains side of the differential protection)
- X5** – DI8-OR4: Assembly Group with 8 Digital Inputs and 4 Output Relays
- X6** – TU-DI8: Voltage measuring assembly group with 8 Digital Inputs
- X100** – IEC 61850 / Modbus TCP / DNP3.0 TCP/UDP, Ethernet interface, 100 Mbit/s, RJ45 (BASE100-FX)
- X102** – Universal Resistance-Temperature Detector (URTD) input, Fiber optics interface, Versatile Link
- X103** – IEC 60870-5-103 / Modbus RTU / DNP3.0 RTU, RS485, Terminals
- X104** – I RIG-B00X, incl. System Contact (Supervision Contact)



# MCDGV4-2C0ATB

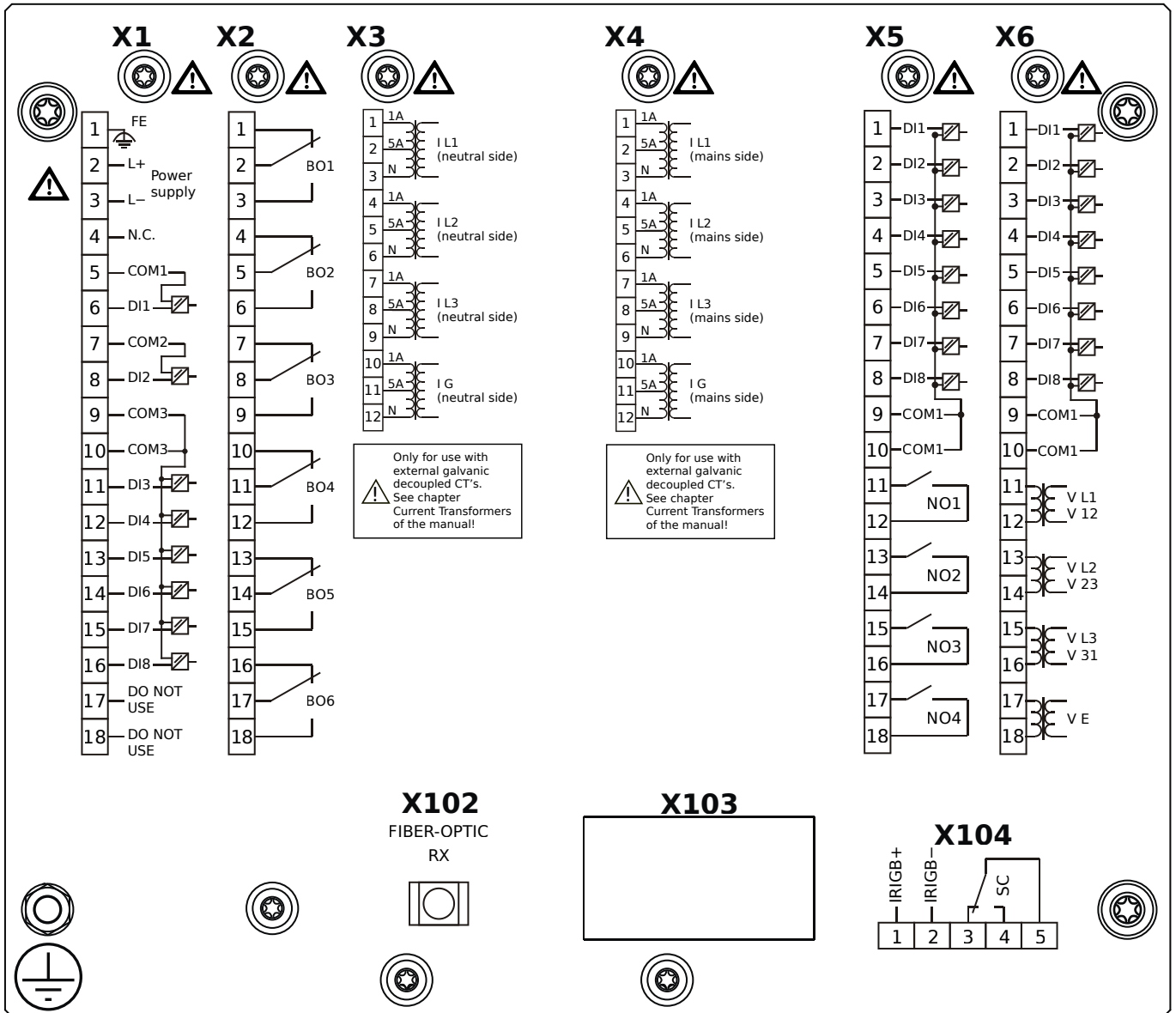


## Housing B2, large display, door mounting

+ Conformal Coating (for installations in harsh environment)

- X1** – DI8-X1: Wide-range power supply unit, incl. 2 non-grouped digital inputs and 6 grouped digital inputs
- X2** – OR6: Assembly Group with 6 Output Relays
- X3** – TI: Standard current measuring card (for the neutral side of the differential protection)
- X4** – TI: Standard current measuring card (for the mains side of the differential protection)
- X5** – DI8-OR4: Assembly Group with 8 Digital Inputs and 4 Output Relays
- X6** – TU-DI8: Voltage measuring assembly group with 8 Digital Inputs
- X100** – IEC 61850 / Modbus TCP / DNP3.0 TCP/UDP, Ethernet interface, 100 Mbit/s, RJ45 (BASE100-FX)
- X102** – Universal Resistance-Temperature Detector (URTD) input, Fiber optics interface, Versatile Link
- X103** – IEC 60870-5-103 / Modbus RTU / DNP3.0 RTU, RS485, Terminals
- X104** – IRIG-B00X, incl. System Contact (Supervision Contact)

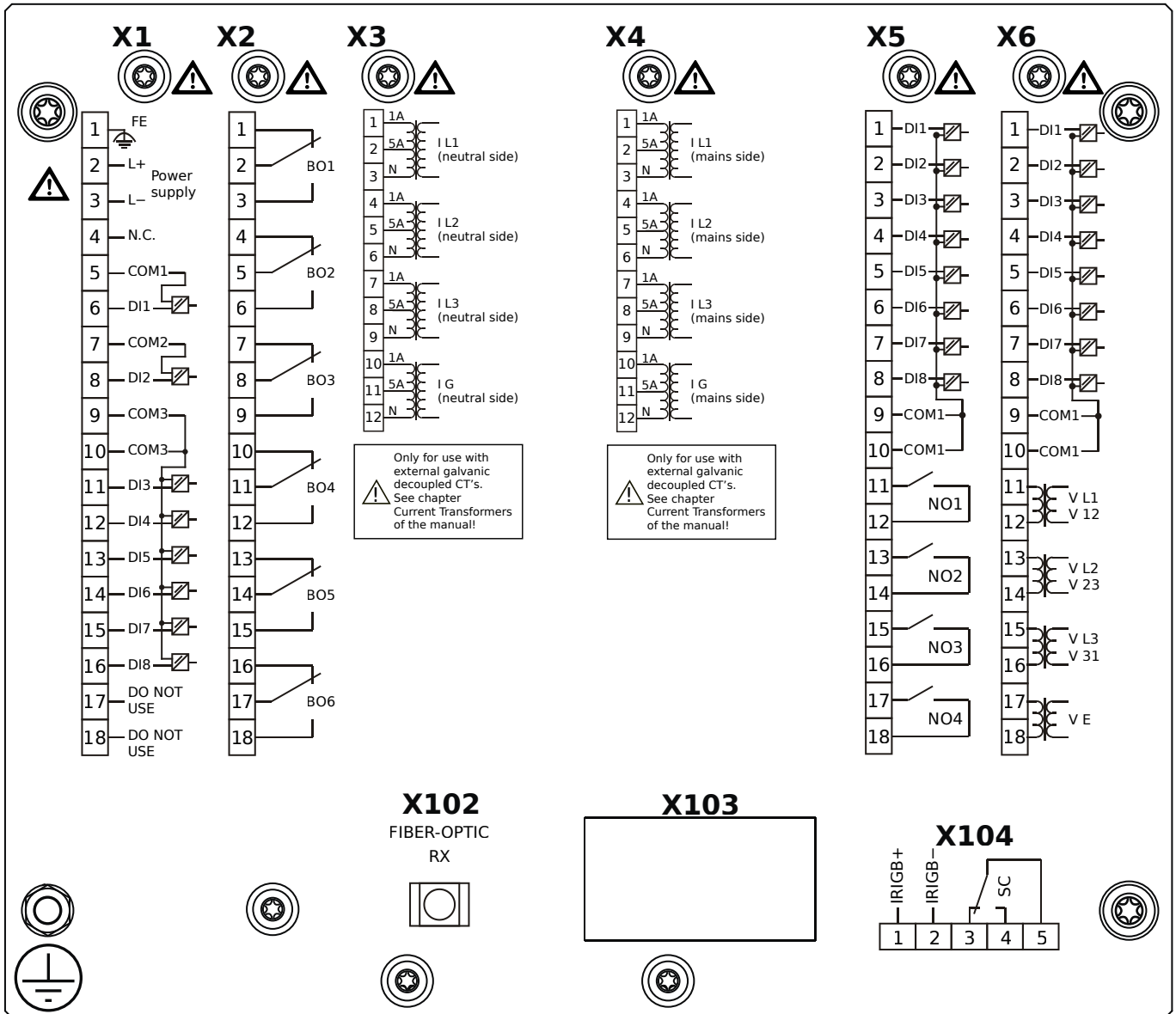
# MCDGV4-2C0BAA



## Housing B2, large display, 19" rack mounting

- X1** – DI8-X1: Wide-range power supply unit, incl. 2 non-grouped digital inputs and 6 grouped digital inputs
- X2** – OR6: Assembly Group with 6 Output Relays
- X3** – TI: Standard current measuring card (for the neutral side of the differential protection)
- X4** – TI: Standard current measuring card (for the mains side of the differential protection)
- X5** – DI8-OR4: Assembly Group with 8 Digital Inputs and 4 Output Relays
- X6** – TU-DI8: Voltage measuring assembly group with 8 Digital Inputs
- X102** – Universal Resistance-Temperature Detector (URTD) input, Fiber optics interface, Versatile Link
- X104** – IRIG-B00X, incl. System Contact (Supervision Contact)

# MCDGV4-2C0BAB

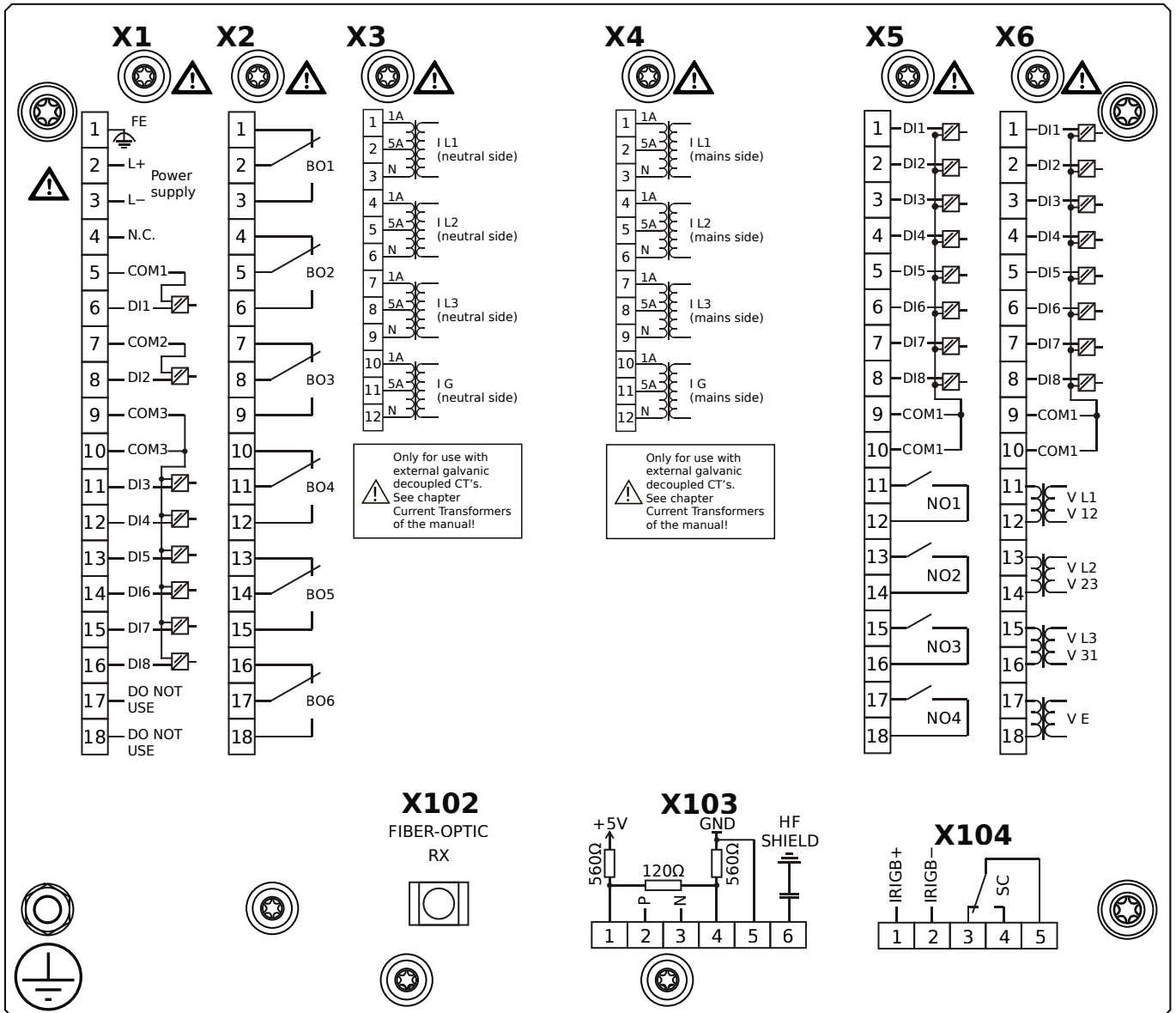


## Housing B2, large display, 19" rack mounting

+ Conformal Coating (for installations in harsh environment)

- X1** – DI8-X1: Wide-range power supply unit, incl. 2 non-grouped digital inputs and 6 grouped digital inputs
- X2** – OR6: Assembly Group with 6 Output Relays
- X3** – TI: Standard current measuring card (for the neutral side of the differential protection)
- X4** – TI: Standard current measuring card (for the mains side of the differential protection)
- X5** – DI8-OR4: Assembly Group with 8 Digital Inputs and 4 Output Relays
- X6** – TU-DI8: Voltage measuring assembly group with 8 Digital Inputs
- X102** – Universal Resistance-Temperature Detector (URTD) input, Fiber optics interface, Versatile Link
- X104** – IRIG-B00X, incl. System Contact (Supervision Contact)

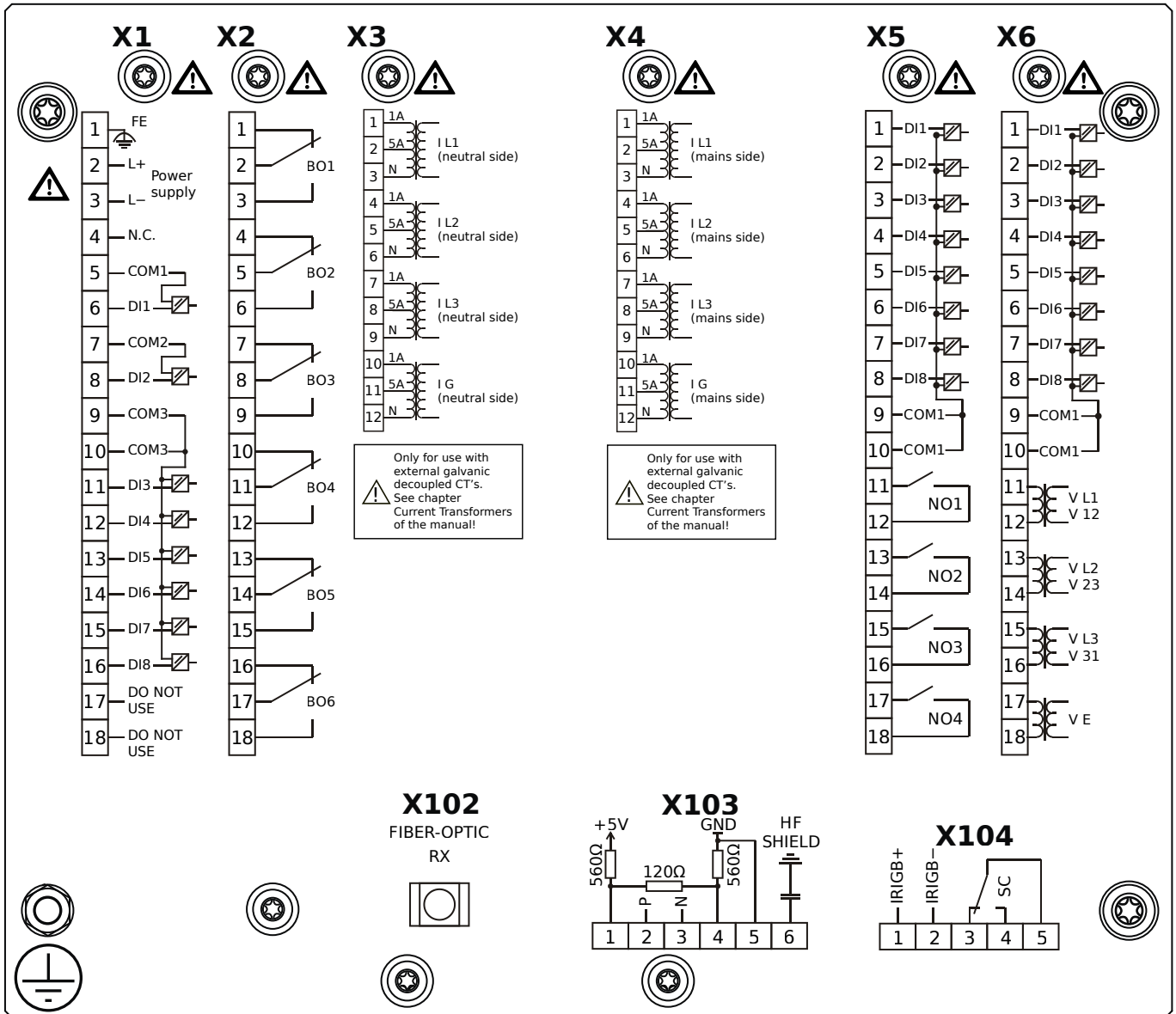
# MCDGV4-2C0BBA



## Housing B2, large display, 19" rack mounting

- X1** – DI8-X1: Wide-range power supply unit, incl. 2 non-grouped digital inputs and 6 grouped digital inputs
- X2** – OR6: Assembly Group with 6 Output Relays
- X3** – TI: Standard current measuring card (for the neutral side of the differential protection)
- X4** – TI: Standard current measuring card (for the mains side of the differential protection)
- X5** – DI8-OR4: Assembly Group with 8 Digital Inputs and 4 Output Relays
- X6** – TU-DI8: Voltage measuring assembly group with 8 Digital Inputs
- X102** – Universal Resistance-Temperature Detector (URTD) input, Fiber optics interface, Versatile Link
- X103** – Modbus RTU / IEC 60870-5-103 / DNP3.0 RTU, RS485, Terminals
- X104** – IRIG-B00X, incl. System Contact (Supervision Contact)

# MCDGV4-2C0BBB

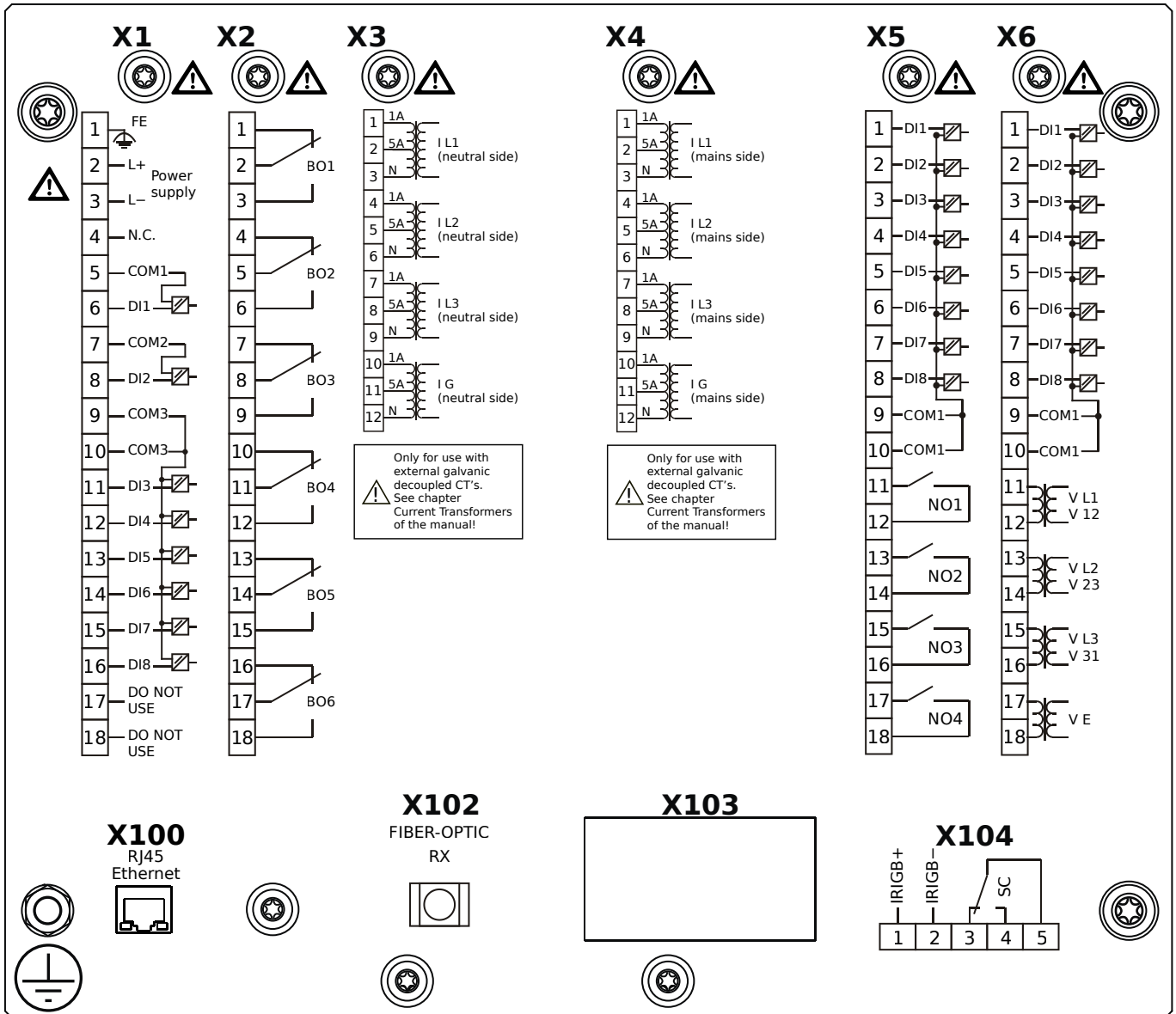


## Housing B2, large display, 19" rack mounting

+ Conformal Coating (for installations in harsh environment)

- X1** – DI8-X1: Wide-range power supply unit, incl. 2 non-grouped digital inputs and 6 grouped digital inputs
- X2** – OR6: Assembly Group with 6 Output Relays
- X3** – TI: Standard current measuring card (for the neutral side of the differential protection)
- X4** – TI: Standard current measuring card (for the mains side of the differential protection)
- X5** – DI8-OR4: Assembly Group with 8 Digital Inputs and 4 Output Relays
- X6** – TU-DI8: Voltage measuring assembly group with 8 Digital Inputs
- X102** – Universal Resistance-Temperature Detector (URTD) input, Fiber optics interface, Versatile Link
- X103** – Modbus RTU / IEC 60870-5-103 / DNP3.0 RTU, RS485, Terminals
- X104** – IRIG-B00X, incl. System Contact (Supervision Contact)

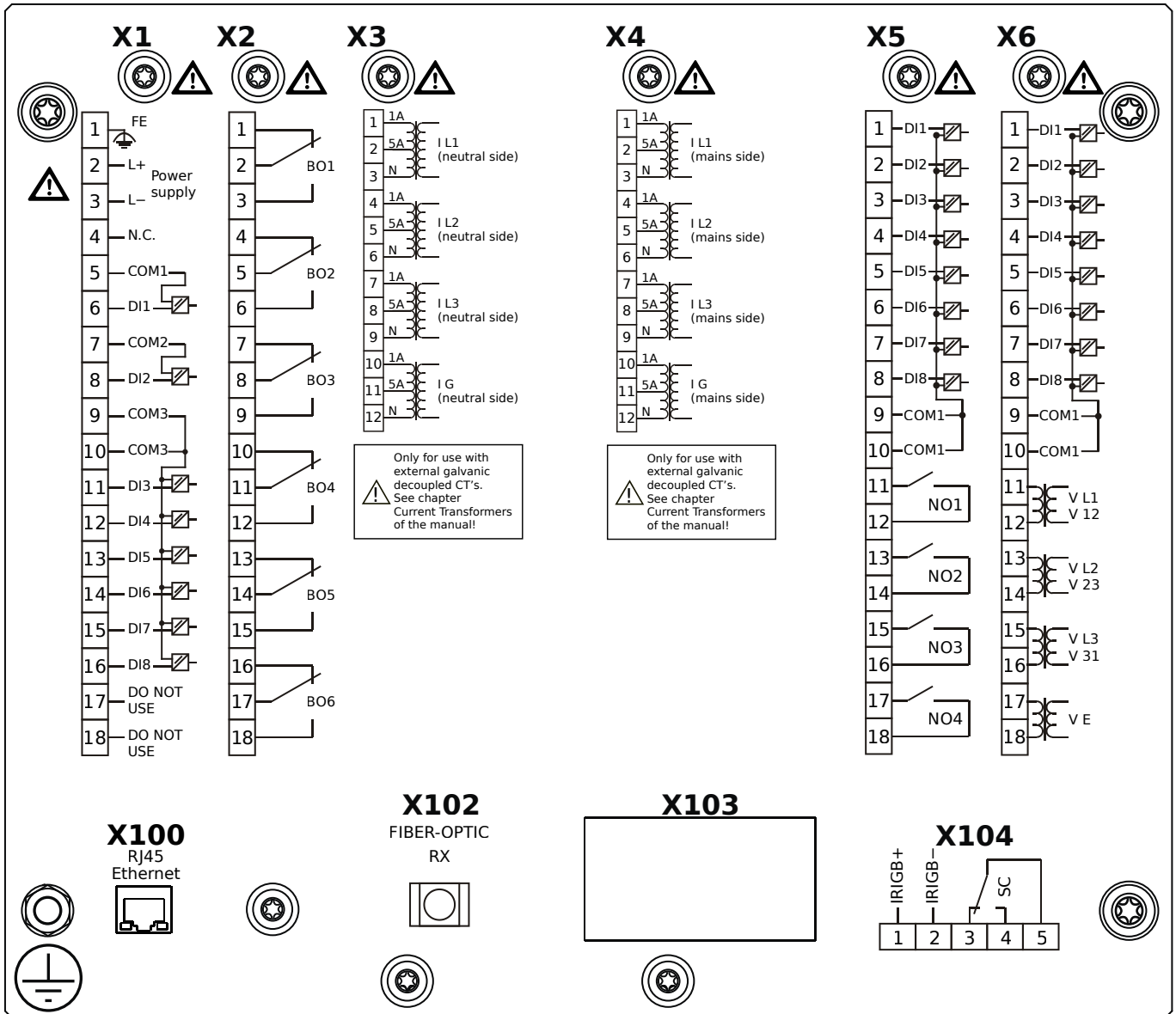
# MCDGV4-2C0BCA



## Housing B2, large display, 19" rack mounting

- X1** – DI8-X1: Wide-range power supply unit, incl. 2 non-grouped digital inputs and 6 grouped digital inputs
- X2** – OR6: Assembly Group with 6 Output Relays
- X3** – TI: Standard current measuring card (for the neutral side of the differential protection)
- X4** – TI: Standard current measuring card (for the mains side of the differential protection)
- X5** – DI8-OR4: Assembly Group with 8 Digital Inputs and 4 Output Relays
- X6** – TU-DI8: Voltage measuring assembly group with 8 Digital Inputs
- X100** – Modbus TCP / DNP3.0 TCP/UDP, Ethernet interface, 100 Mbit/s, RJ45 (BASE100-FX)
- X102** – Universal Resistance-Temperature Detector (URTD) input, Fiber optics interface, Versatile Link
- X104** – IRIG-B00X, incl. System Contact (Supervision Contact)

# MCDGV4-2C0BCB

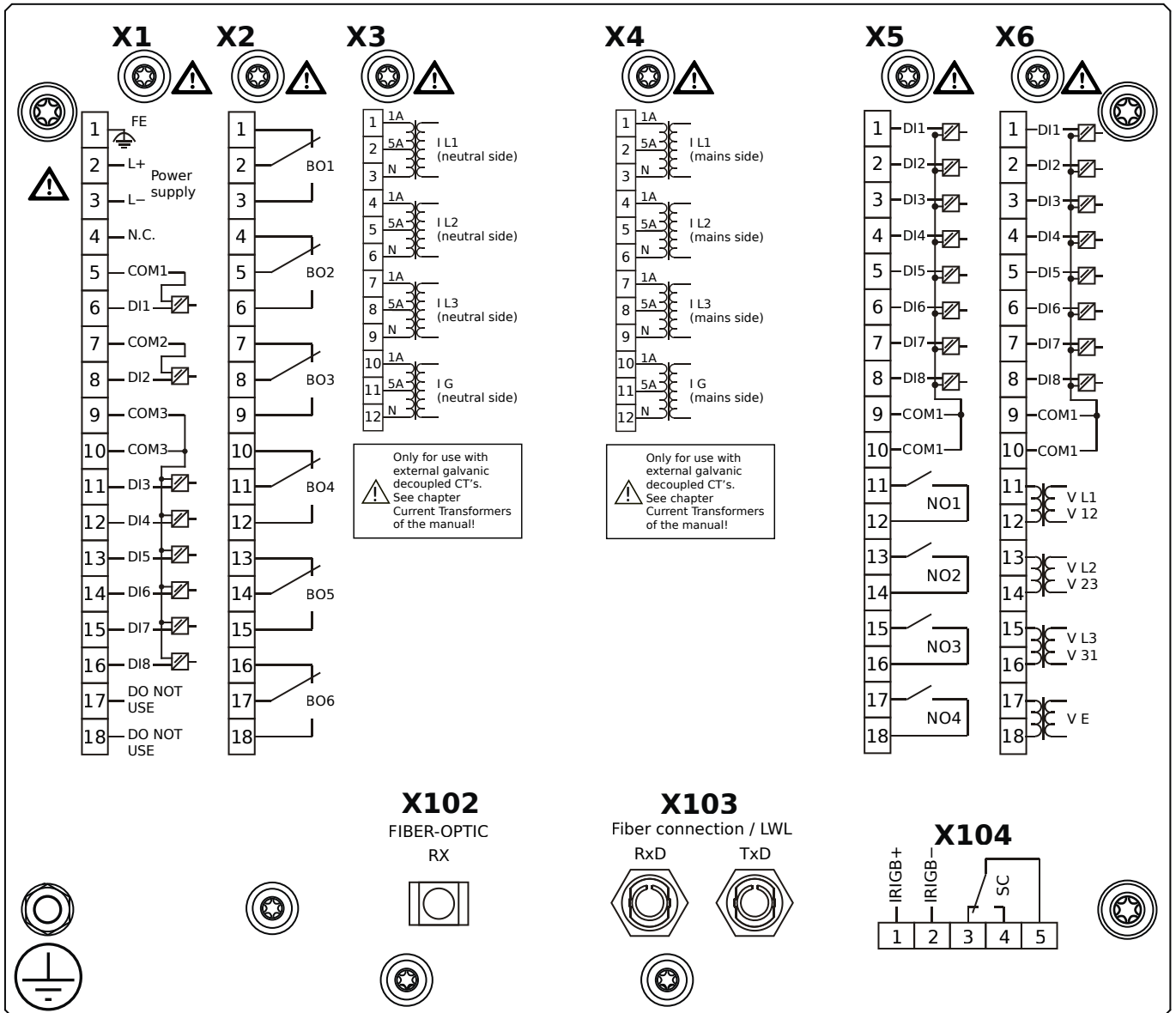


## Housing B2, large display, 19" rack mounting

+ Conformal Coating (for installations in harsh environment)

- X1** – DI8-X1: Wide-range power supply unit, incl. 2 non-grouped digital inputs and 6 grouped digital inputs
- X2** – OR6: Assembly Group with 6 Output Relays
- X3** – TI: Standard current measuring card (for the neutral side of the differential protection)
- X4** – TI: Standard current measuring card (for the mains side of the differential protection)
- X5** – DI8-OR4: Assembly Group with 8 Digital Inputs and 4 Output Relays
- X6** – TU-DI8: Voltage measuring assembly group with 8 Digital Inputs
- X100** – Modbus TCP / DNP3.0 TCP/UDP, Ethernet interface, 100 Mbit/s, RJ45 (BASE100-FX)
- X102** – Universal Resistance-Temperature Detector (URTD) input, Fiber optics interface, Versatile Link
- X104** – IRIG-B00X, incl. System Contact (Supervision Contact)

# MCDGV4-2C0BDA

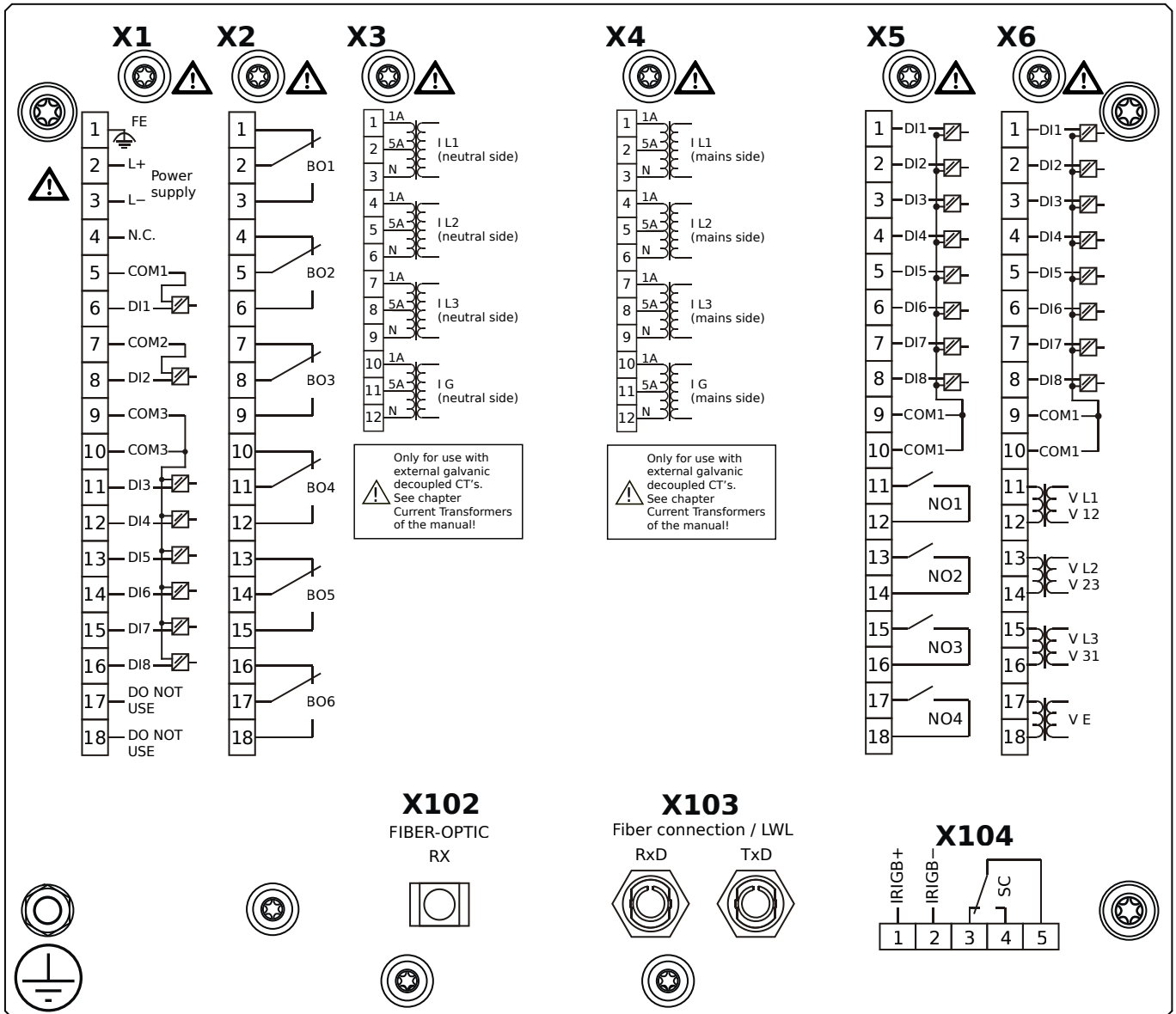


## Housing B2, large display, 19" rack mounting

- X1** – DI8-X1: Wide-range power supply unit, incl. 2 non-grouped digital inputs and 6 grouped digital inputs
- X2** – OR6: Assembly Group with 6 Output Relays
- X3** – TI: Standard current measuring card (for the neutral side of the differential protection)
- X4** – TI: Standard current measuring card (for the mains side of the differential protection)
- X5** – DI8-OR4: Assembly Group with 8 Digital Inputs and 4 Output Relays
- X6** – TU-DI8: Voltage measuring assembly group with 8 Digital Inputs
- X102** – Universal Resistance-Temperature Detector (URTD) input, Fiber optics interface, Versatile Link
- X103** – Profibus-DP, Fiber optics interface, ST Connector
- X104** – IRIG-B00X, incl. System Contact (Supervision Contact)



# MCDGV4-2C0BDB

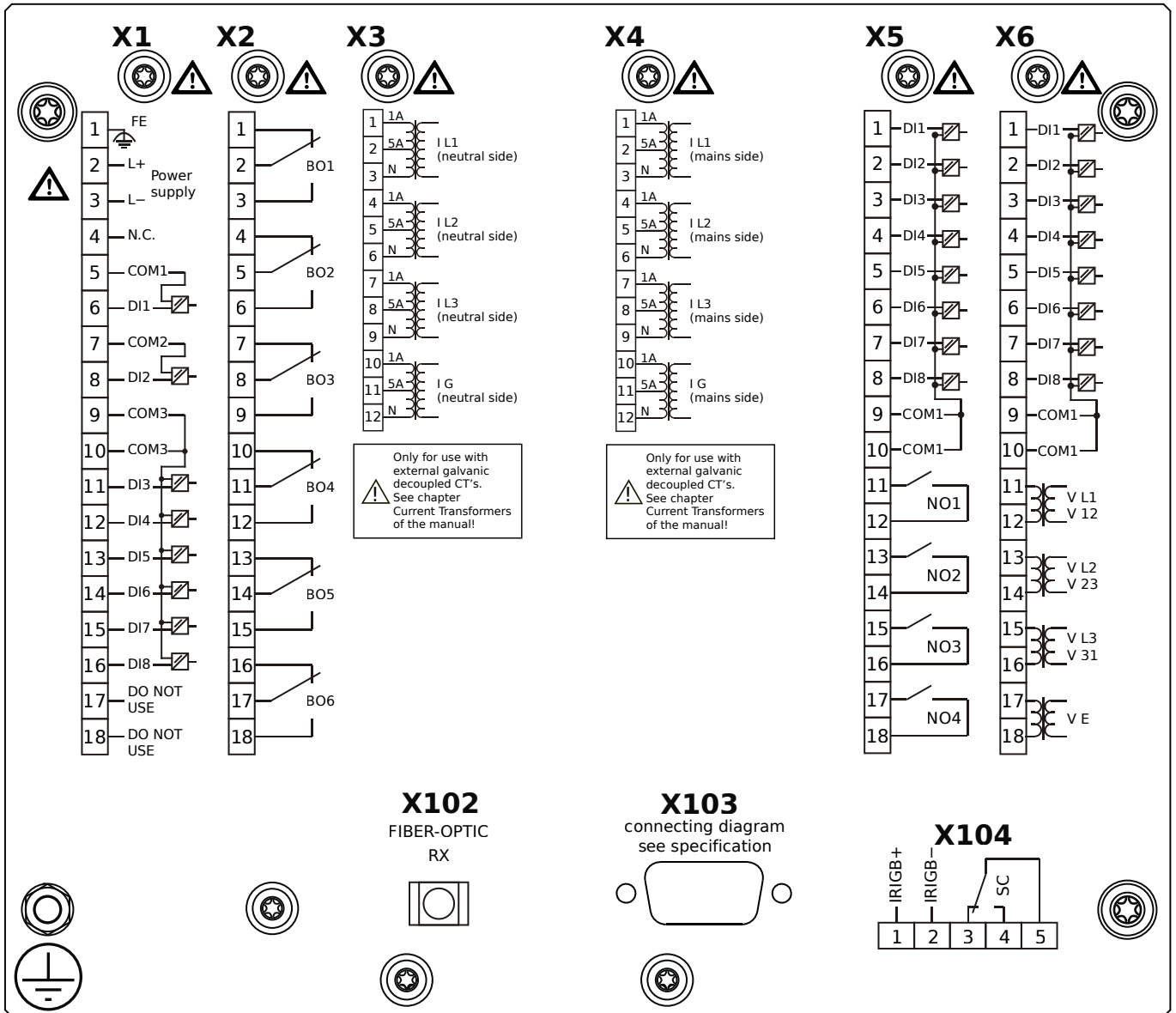


## Housing B2, large display, 19" rack mounting

+ Conformal Coating (for installations in harsh environment)

- X1** – DI8-X1: Wide-range power supply unit, incl. 2 non-grouped digital inputs and 6 grouped digital inputs
- X2** – OR6: Assembly Group with 6 Output Relays
- X3** – TI: Standard current measuring card (for the neutral side of the differential protection)
- X4** – TI: Standard current measuring card (for the mains side of the differential protection)
- X5** – DI8-OR4: Assembly Group with 8 Digital Inputs and 4 Output Relays
- X6** – TU-DI8: Voltage measuring assembly group with 8 Digital Inputs
- X102** – Universal Resistance-Temperature Detector (URTD) input, Fiber optics interface, Versatile Link
- X103** – Profibus-DP, Fiber optics interface, ST Connector
- X104** – IRIG-B00X, incl. System Contact (Supervision Contact)

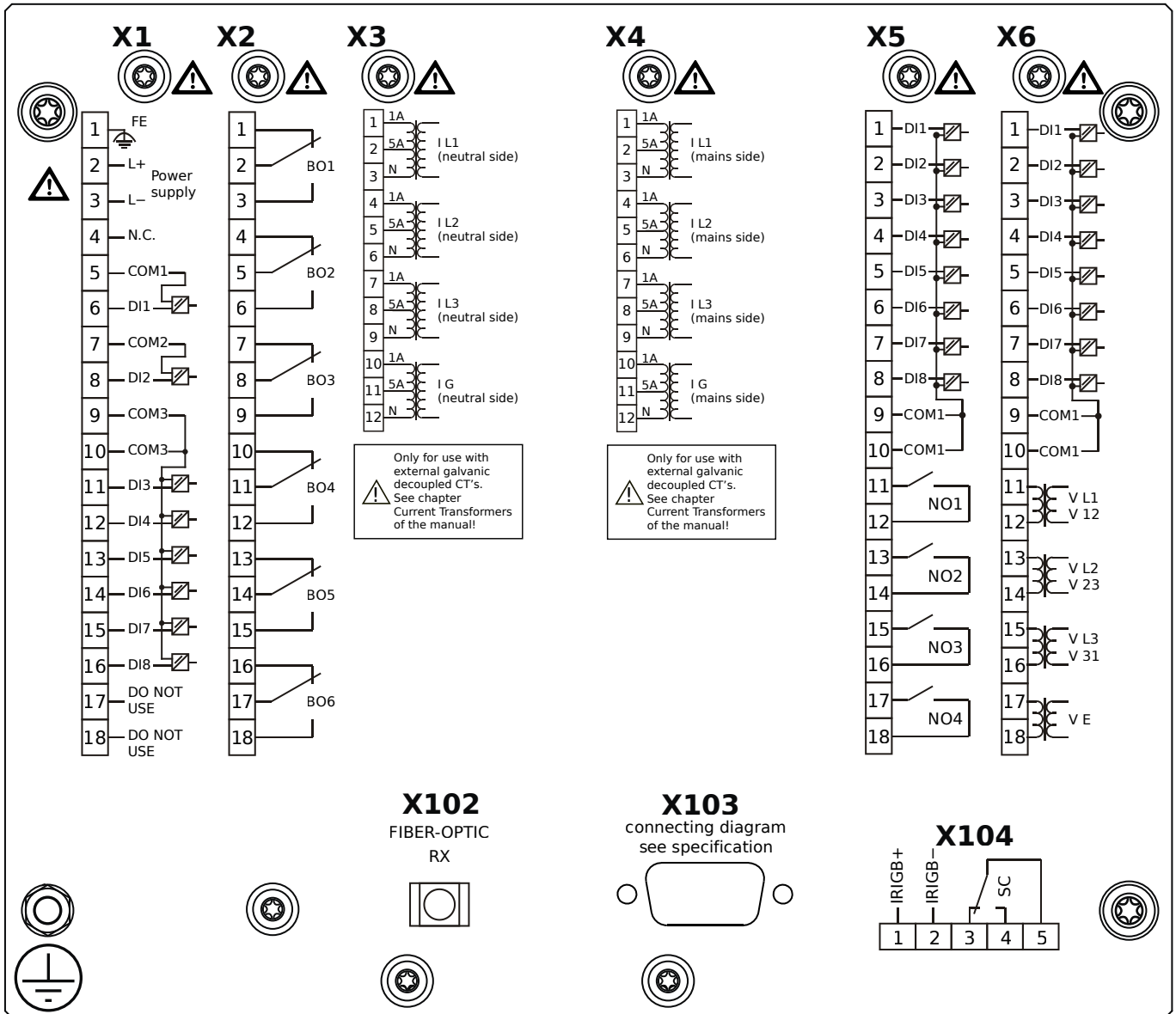
# MCDGV4-2C0BEA



## Housing B2, large display, 19" rack mounting

- X1** – DI8-X1: Wide-range power supply unit, incl. 2 non-grouped digital inputs and 6 grouped digital inputs
- X2** – OR6: Assembly Group with 6 Output Relays
- X3** – TI: Standard current measuring card (for the neutral side of the differential protection)
- X4** – TI: Standard current measuring card (for the mains side of the differential protection)
- X5** – DI8-OR4: Assembly Group with 8 Digital Inputs and 4 Output Relays
- X6** – TU-DI8: Voltage measuring assembly group with 8 Digital Inputs
- X102** – Universal Resistance-Temperature Detector (URTD) input, Fiber optics interface, Versatile Link
- X103** – Profibus-DP, RS485, D-SUB
- X104** – IRIG-B00X, incl. System Contact (Supervision Contact)

# MCDGV4-2C0BEB

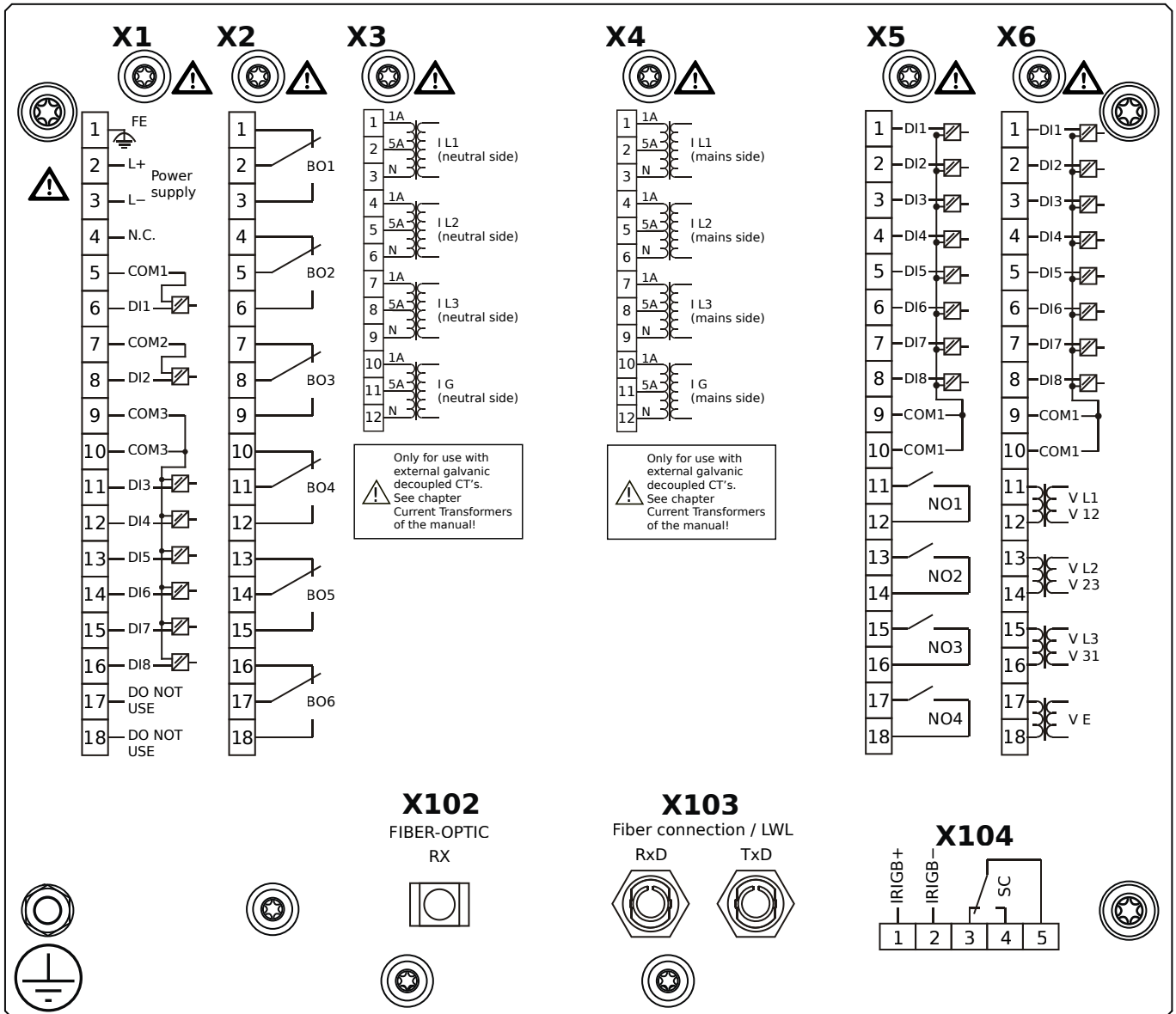


## Housing B2, large display, 19" rack mounting

+ Conformal Coating (for installations in harsh environment)

- X1** – DI8-X1: Wide-range power supply unit, incl. 2 non-grouped digital inputs and 6 grouped digital inputs
- X2** – OR6: Assembly Group with 6 Output Relays
- X3** – TI: Standard current measuring card (for the neutral side of the differential protection)
- X4** – TI: Standard current measuring card (for the mains side of the differential protection)
- X5** – DI8-OR4: Assembly Group with 8 Digital Inputs and 4 Output Relays
- X6** – TU-DI8: Voltage measuring assembly group with 8 Digital Inputs
- X102** – Universal Resistance-Temperature Detector (URTD) input, Fiber optics interface, Versatile Link
- X103** – Profibus-DP, RS485, D-SUB
- X104** – IRIG-B00X, incl. System Contact (Supervision Contact)

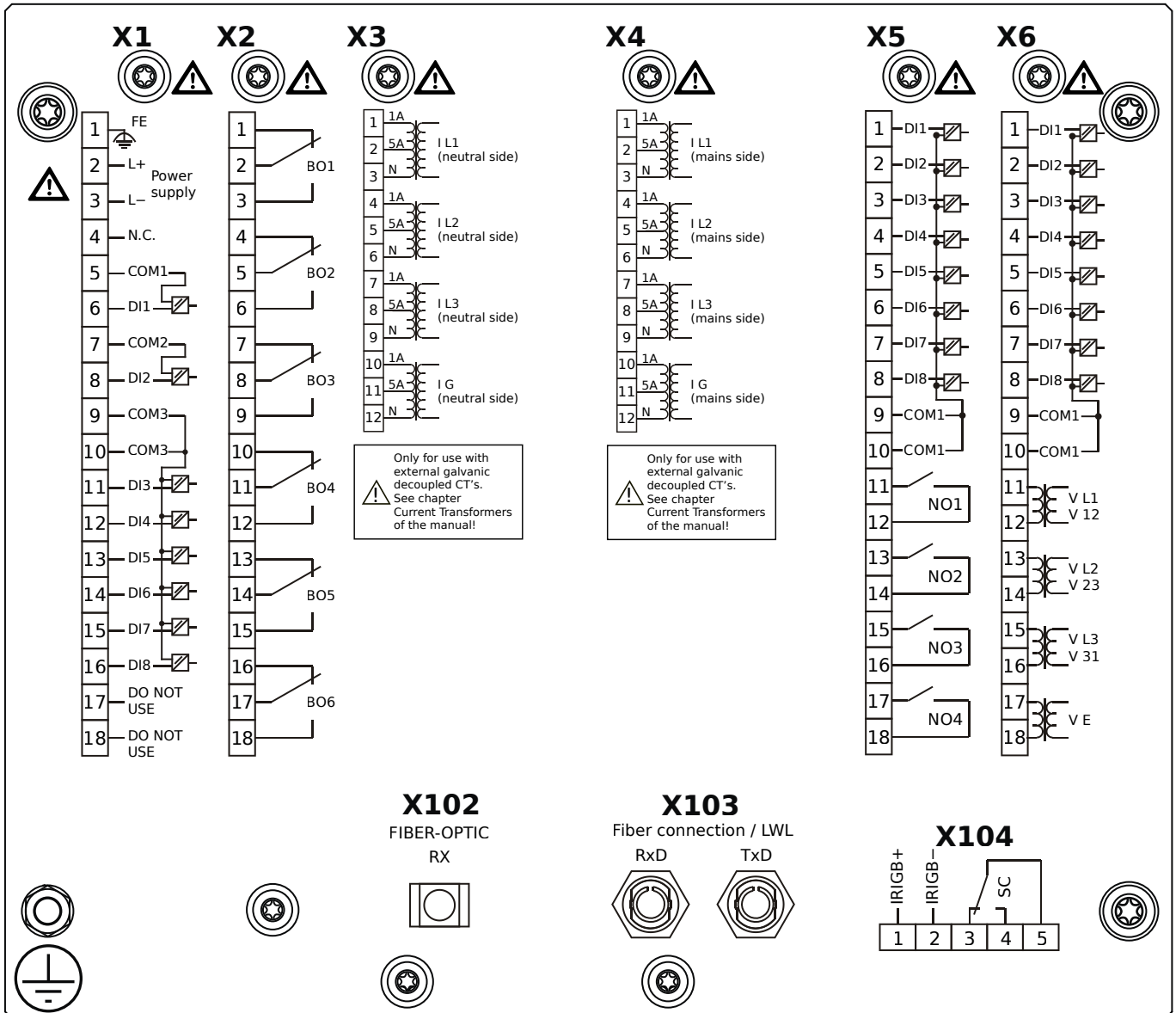
# MCDGV4-2C0BFA



## Housing B2, large display, 19" rack mounting

- X1** – DI8-X1: Wide-range power supply unit, incl. 2 non-grouped digital inputs and 6 grouped digital inputs
- X2** – OR6: Assembly Group with 6 Output Relays
- X3** – TI: Standard current measuring card (for the neutral side of the differential protection)
- X4** – TI: Standard current measuring card (for the mains side of the differential protection)
- X5** – DI8-OR4: Assembly Group with 8 Digital Inputs and 4 Output Relays
- X6** – TU-DI8: Voltage measuring assembly group with 8 Digital Inputs
- X102** – Universal Resistance-Temperature Detector (URTD) input, Fiber optics interface, Versatile Link
- X103** – Modbus RTU / IEC 60870-5-103 / DNP3.0 RTU, Fiber optics interface, ST Connector
- X104** – IRIG-B00X, incl. System Contact (Supervision Contact)

# MCDGV4-2C0BFB

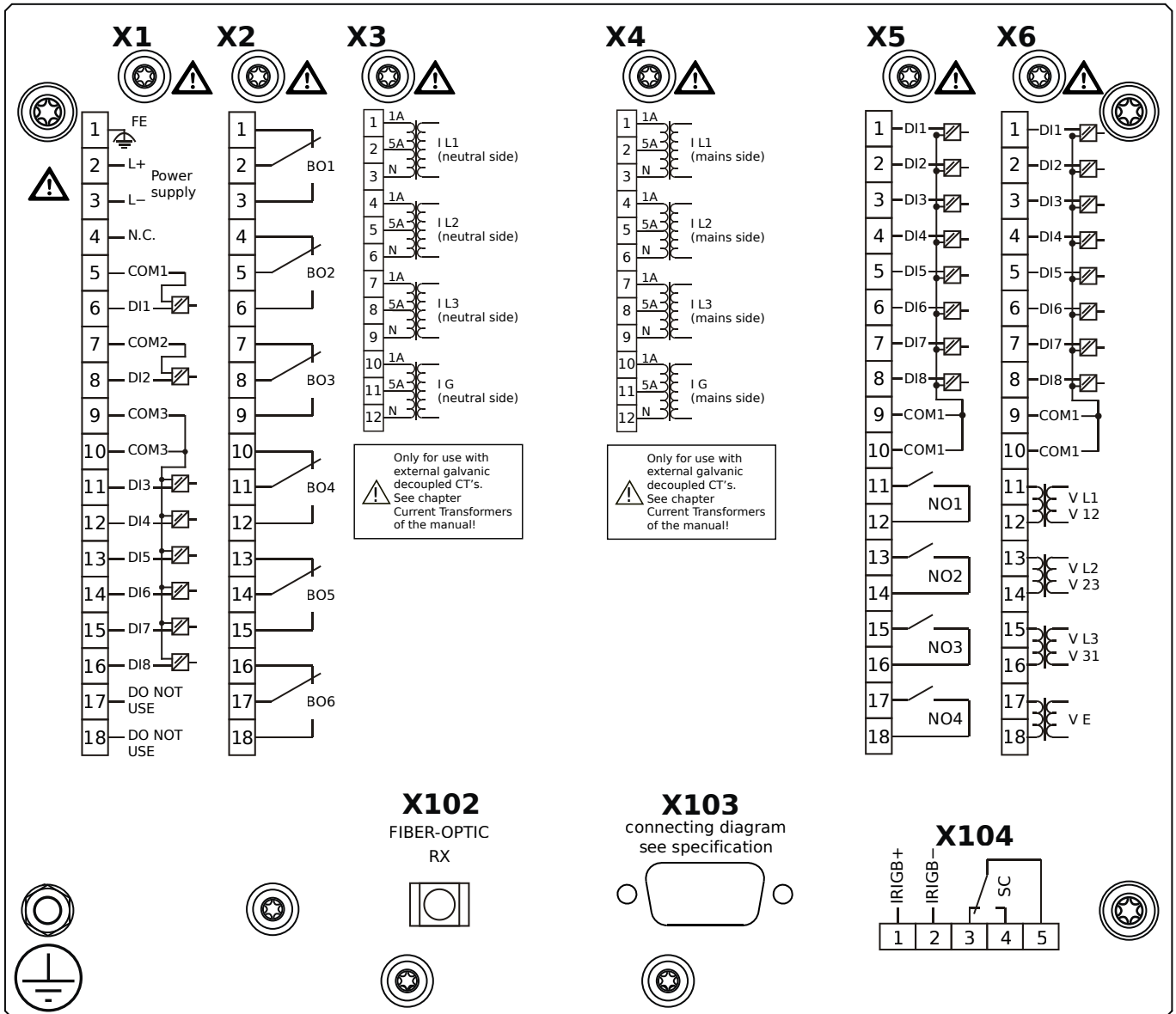


## Housing B2, large display, 19" rack mounting

+ Conformal Coating (for installations in harsh environment)

- X1** – DI8-X1: Wide-range power supply unit, incl. 2 non-grouped digital inputs and 6 grouped digital inputs
- X2** – OR6: Assembly Group with 6 Output Relays
- X3** – TI: Standard current measuring card (for the neutral side of the differential protection)
- X4** – TI: Standard current measuring card (for the mains side of the differential protection)
- X5** – DI8-OR4: Assembly Group with 8 Digital Inputs and 4 Output Relays
- X6** – TU-DI8: Voltage measuring assembly group with 8 Digital Inputs
- X102** – Universal Resistance-Temperature Detector (URTD) input, Fiber optics interface, Versatile Link
- X103** – Modbus RTU / IEC 60870-5-103 / DNP3.0 RTU, Fiber optics interface, ST Connector
- X104** – IRIG-B00X, incl. System Contact (Supervision Contact)

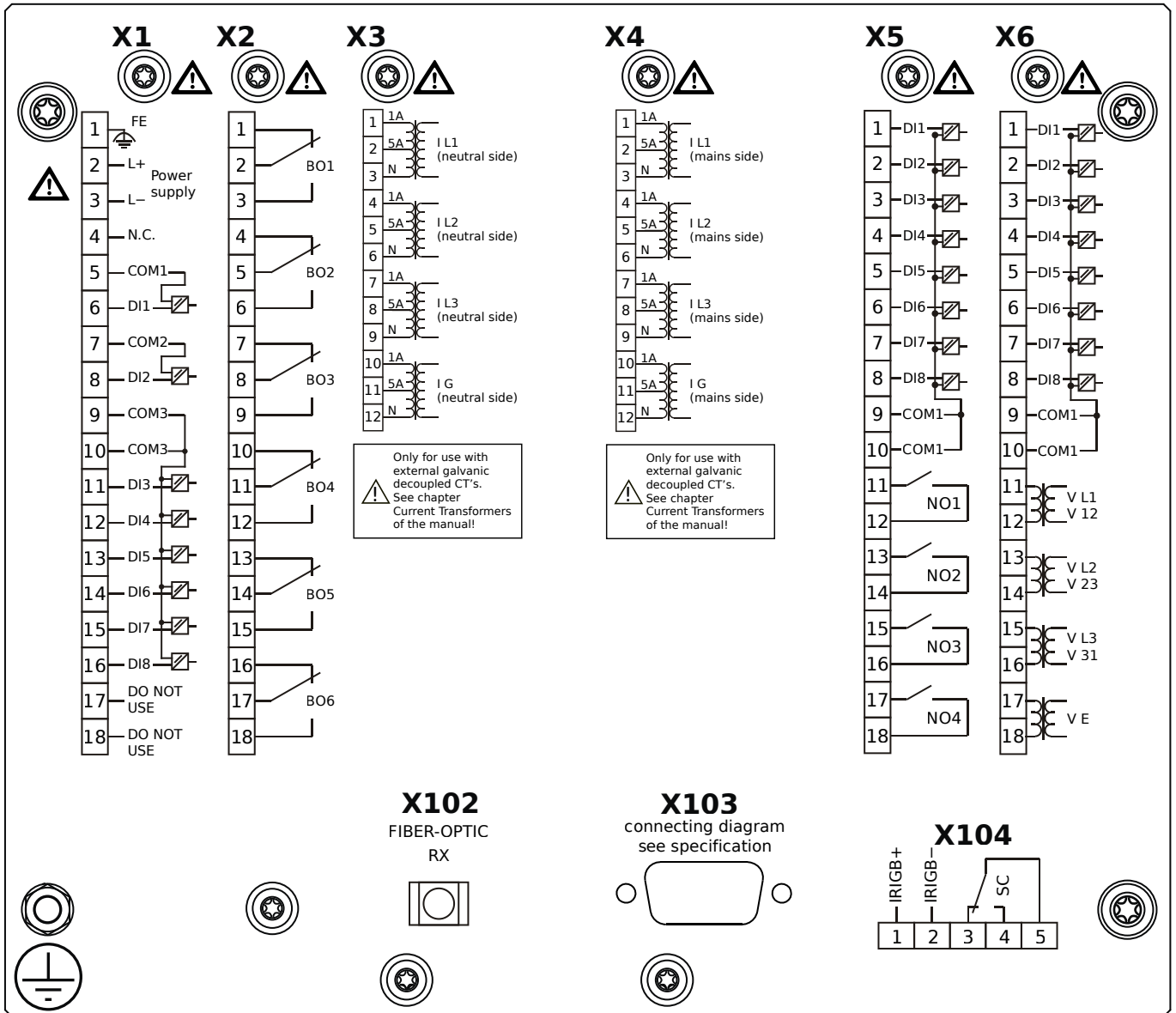
# MCDGV4-2C0BGA



## Housing B2, large display, 19" rack mounting

- X1** – DI8-X1: Wide-range power supply unit, incl. 2 non-grouped digital inputs and 6 grouped digital inputs
- X2** – OR6: Assembly Group with 6 Output Relays
- X3** – TI: Standard current measuring card (for the neutral side of the differential protection)
- X4** – TI: Standard current measuring card (for the mains side of the differential protection)
- X5** – DI8-OR4: Assembly Group with 8 Digital Inputs and 4 Output Relays
- X6** – TU-DI8: Voltage measuring assembly group with 8 Digital Inputs
- X102** – Universal Resistance-Temperature Detector (URTD) input, Fiber optics interface, Versatile Link
- X103** – Modbus RTU / IEC 60870-5-103 / DNP3.0 RTU, RS485, D-SUB
- X104** – IRIG-B00X, incl. System Contact (Supervision Contact)

# MCDGV4-2C0BGB

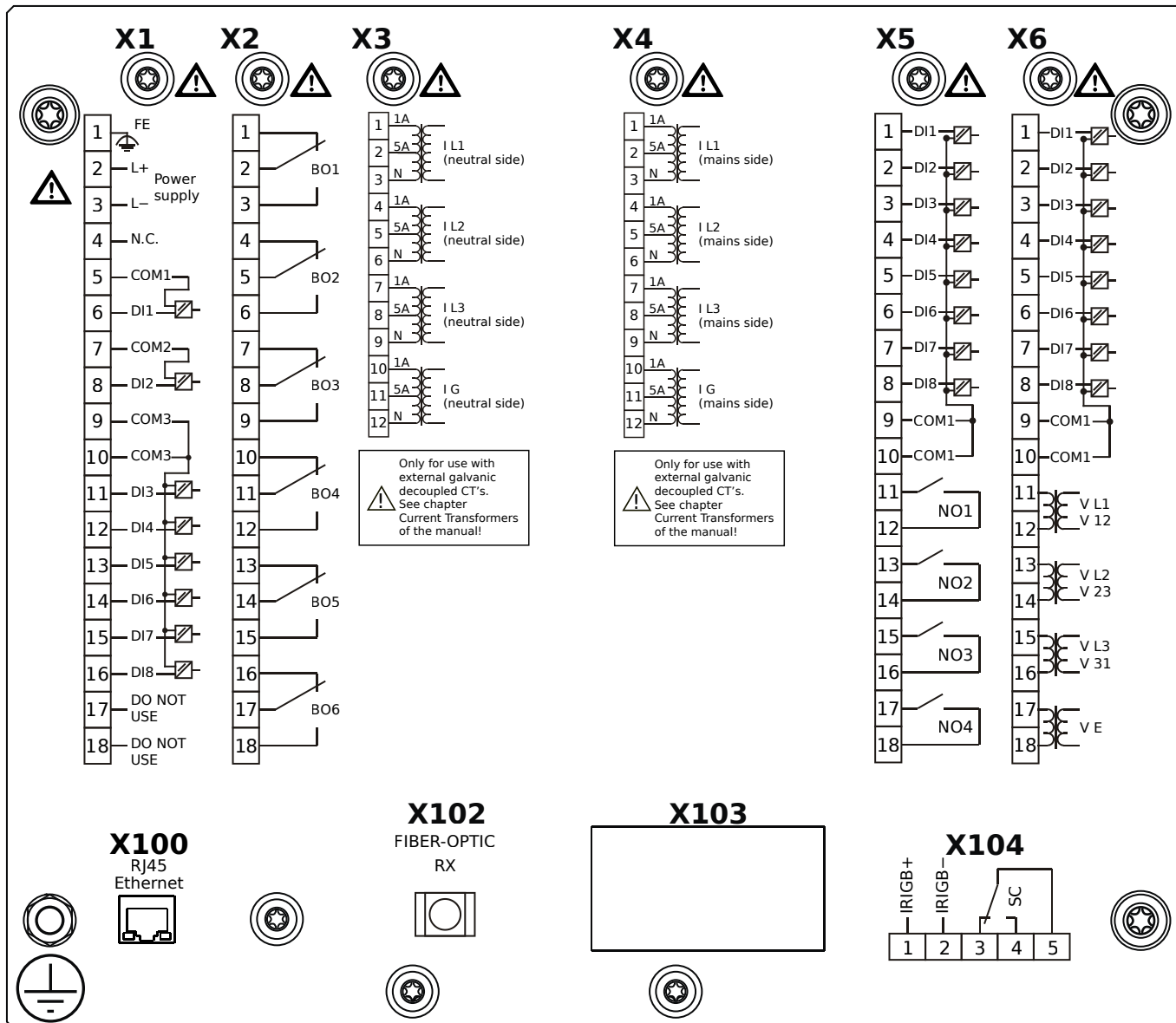


## Housing B2, large display, 19" rack mounting

+ Conformal Coating (for installations in harsh environment)

- X1** – DI8-X1: Wide-range power supply unit, incl. 2 non-grouped digital inputs and 6 grouped digital inputs
- X2** – OR6: Assembly Group with 6 Output Relays
- X3** – TI: Standard current measuring card (for the neutral side of the differential protection)
- X4** – TI: Standard current measuring card (for the mains side of the differential protection)
- X5** – DI8-OR4: Assembly Group with 8 Digital Inputs and 4 Output Relays
- X6** – TU-DI8: Voltage measuring assembly group with 8 Digital Inputs
- X102** – Universal Resistance-Temperature Detector (URTD) input, Fiber optics interface, Versatile Link
- X103** – Modbus RTU / IEC 60870-5-103 / DNP3.0 RTU, RS485, D-SUB
- X104** – IRIG-B00X, incl. System Contact (Supervision Contact)

# MCDGV4-2C0BHA

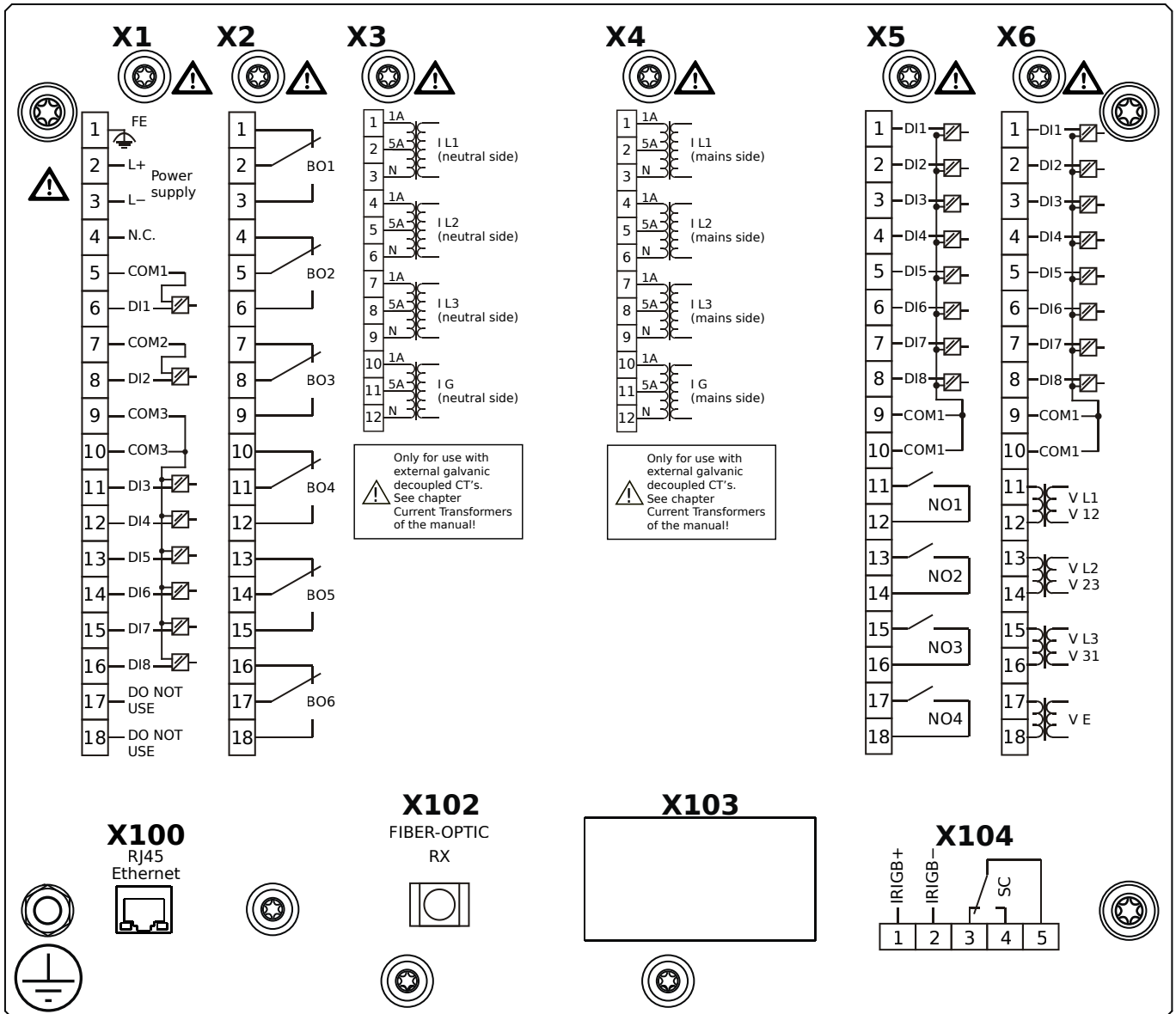


## Housing B2, large display, 19" rack mounting

- X1** – DI8-X1: Wide-range power supply unit, incl. 2 non-grouped digital inputs and 6 grouped digital inputs
- X2** – OR6: Assembly Group with 6 Output Relays
- X3** – TI: Standard current measuring card (for the neutral side of the differential protection)
- X4** – TI: Standard current measuring card (for the mains side of the differential protection)
- X5** – DI8-OR4: Assembly Group with 8 Digital Inputs and 4 Output Relays
- X6** – TU-DI8: Voltage measuring assembly group with 8 Digital Inputs
- X100** – IEC 61850 / Modbus TCP / DNP3.0 TCP/UDP, Ethernet interface, 100 Mbit/s, RJ45 (BASE100-FX)
- X102** – Universal Resistance-Temperature Detector (URTD) input, Fiber optics interface, Versatile Link
- X104** – IRIG-B00X, incl. System Contact (Supervision Contact)



# MCDGV4-2C0BHB



## Housing B2, large display, 19" rack mounting

+ Conformal Coating (for installations in harsh environment)

**X1** – DI8-X1: Wide-range power supply unit, incl. 2 non-grouped digital inputs and 6 grouped digital inputs

**X2** – OR6: Assembly Group with 6 Output Relays

**X3** – TI: Standard current measuring card (for the neutral side of the differential protection)

**X4** – TI: Standard current measuring card (for the mains side of the differential protection)

**X5** – DI8-OR4: Assembly Group with 8 Digital Inputs and 4 Output Relays

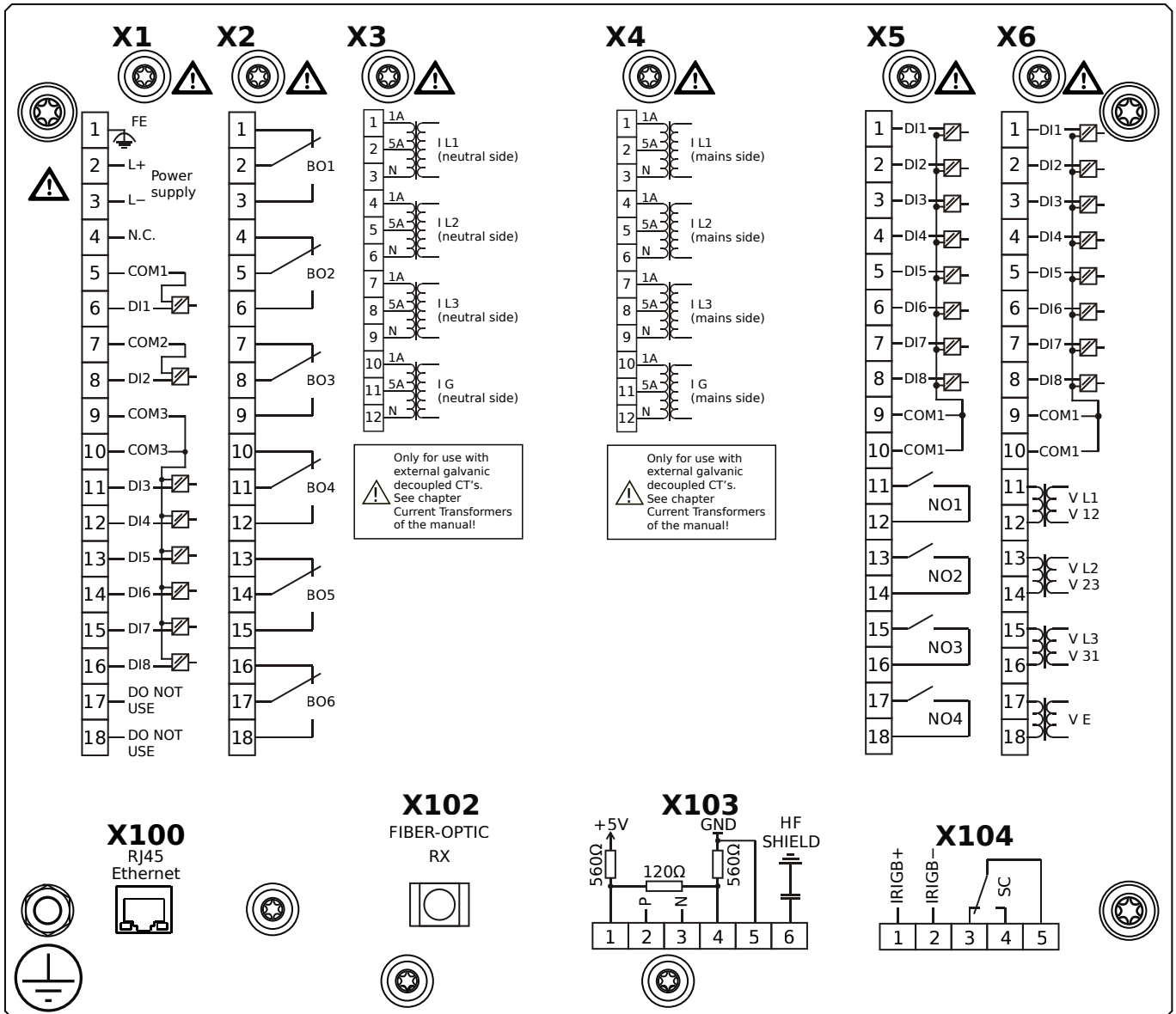
**X6** – TU-DI8: Voltage measuring assembly group with 8 Digital Inputs

**X100** – IEC 61850 / Modbus TCP / DNP3.0 TCP/UDP, Ethernet interface, 100 Mbit/s, RJ45 (BASE100-FX)

**X102** – Universal Resistance-Temperature Detector (URTD) input, Fiber optics interface, Versatile Link

**X104** – IRIG-B00X, incl. System Contact (Supervision Contact)

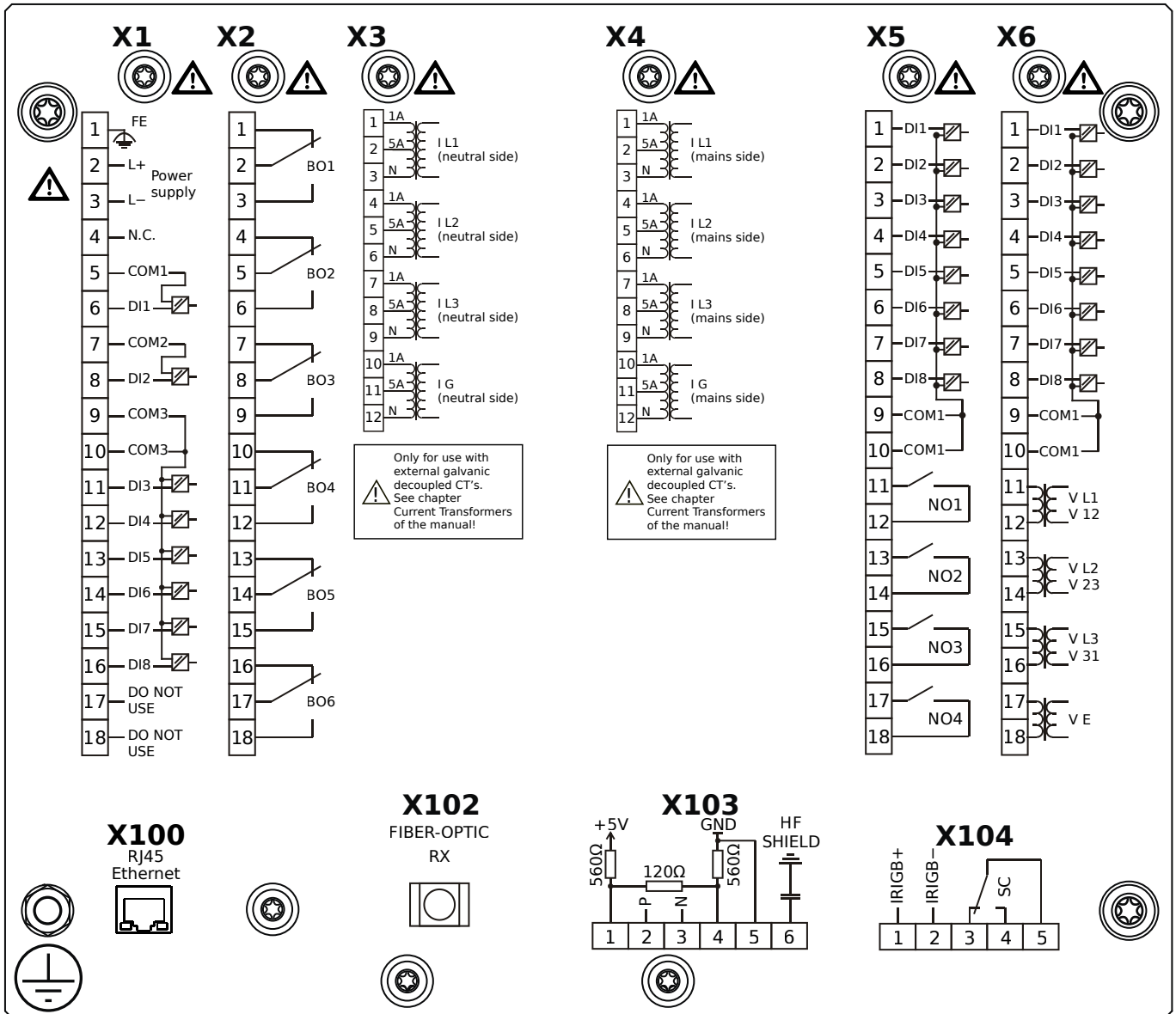
# MCDGV4-2C0BIA



## Housing B2, large display, 19" rack mounting

- X1** – DI8-X1: Wide-range power supply unit, incl. 2 non-grouped digital inputs and 6 grouped digital inputs
- X2** – OR6: Assembly Group with 6 Output Relays
- X3** – TI: Standard current measuring card (for the neutral side of the differential protection)
- X4** – TI: Standard current measuring card (for the mains side of the differential protection)
- X5** – DI8-OR4: Assembly Group with 8 Digital Inputs and 4 Output Relays
- X6** – TU-DI8: Voltage measuring assembly group with 8 Digital Inputs
- X100** – Modbus TCP / DNP3.0 TCP/UDP, Ethernet interface, 100 Mbit/s, RJ45 (BASE100-FX)
- X102** – Universal Resistance-Temperature Detector (URTD) input, Fiber optics interface, Versatile Link
- X103** – IEC 60870-5-103 / Modbus RTU / DNP3.0 RTU, RS485, Terminals
- X104** – IRIG-B00X, incl. System Contact (Supervision Contact)

# MCDGV4-2C0BIB

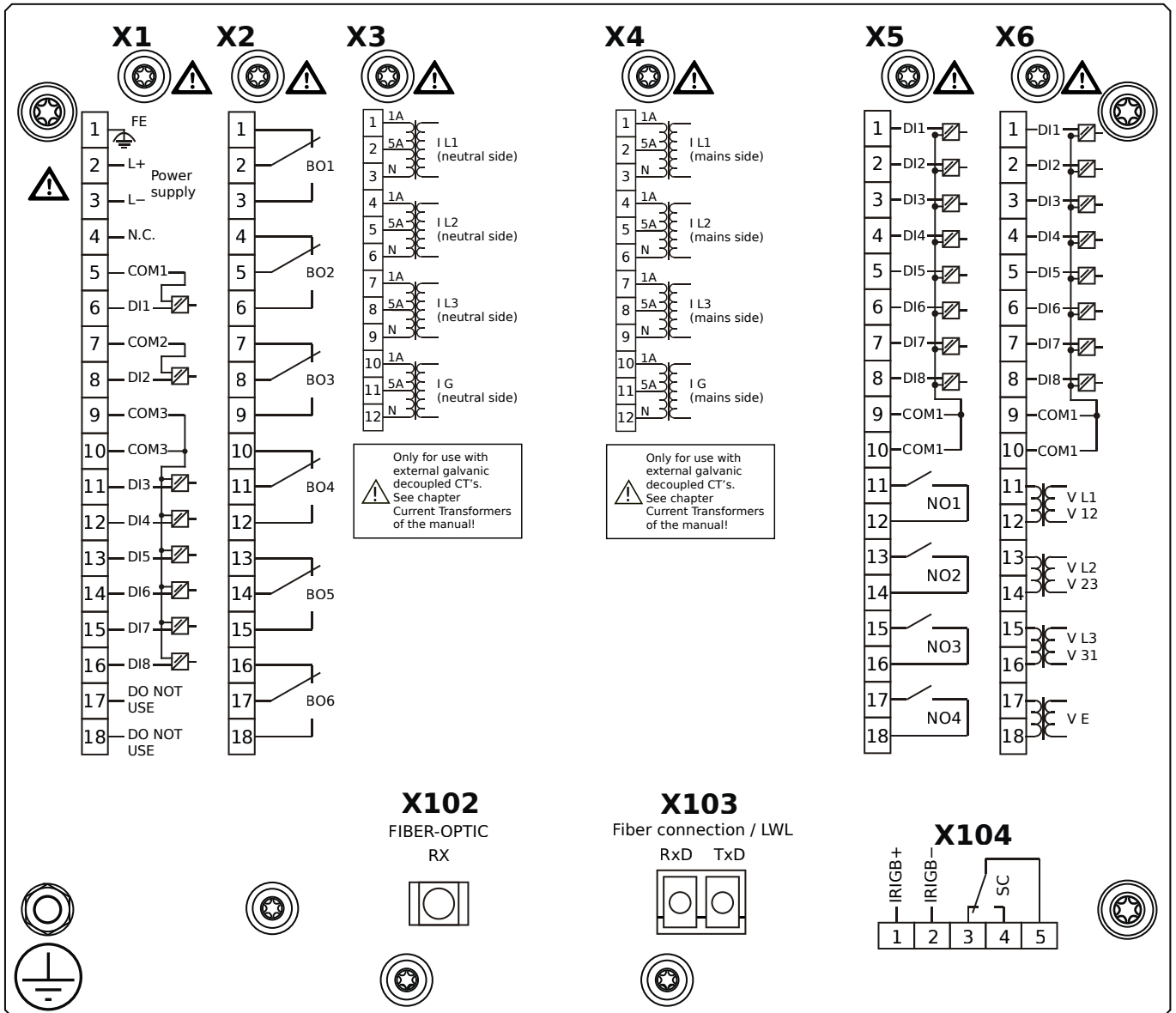


## Housing B2, large display, 19" rack mounting

+ Conformal Coating (for installations in harsh environment)

- X1** – DI8-X1: Wide-range power supply unit, incl. 2 non-grouped digital inputs and 6 grouped digital inputs
- X2** – OR6: Assembly Group with 6 Output Relays
- X3** – TI: Standard current measuring card (for the neutral side of the differential protection)
- X4** – TI: Standard current measuring card (for the mains side of the differential protection)
- X5** – DI8-OR4: Assembly Group with 8 Digital Inputs and 4 Output Relays
- X6** – TU-DI8: Voltage measuring assembly group with 8 Digital Inputs
- X100** – Modbus TCP / DNP3.0 TCP/UDP, Ethernet interface, 100 Mbit/s, RJ45 (BASE100-FX)
- X102** – Universal Resistance-Temperature Detector (URTD) input, Fiber optics interface, Versatile Link
- X103** – IEC 60870-5-103 / Modbus RTU / DNP3.0 RTU, RS485, Terminals
- X104** – IRIG-B00X, incl. System Contact (Supervision Contact)

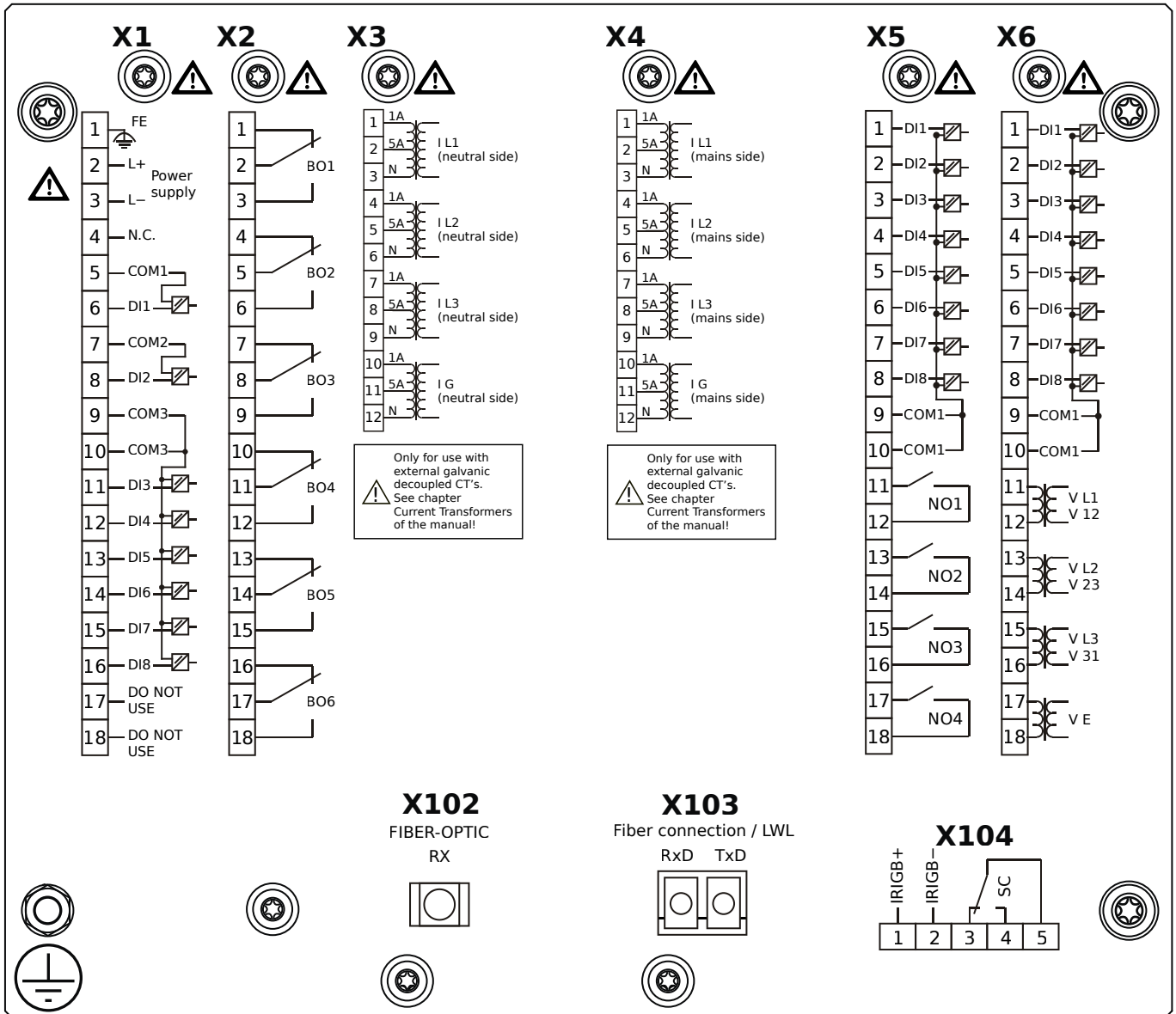
# MCDGV4-2C0BKA



## Housing B2, large display, 19" rack mounting

- X1** – DI8-X1: Wide-range power supply unit, incl. 2 non-grouped digital inputs and 6 grouped digital inputs
- X2** – OR6: Assembly Group with 6 Output Relays
- X3** – TI: Standard current measuring card (for the neutral side of the differential protection)
- X4** – TI: Standard current measuring card (for the mains side of the differential protection)
- X5** – DI8-OR4: Assembly Group with 8 Digital Inputs and 4 Output Relays
- X6** – TU-DI8: Voltage measuring assembly group with 8 Digital Inputs
- X102** – Universal Resistance-Temperature Detector (URTD) input, Fiber optics interface, Versatile Link
- X103** – IEC 61850 / Modbus TCP / DNP3.0 TCP/UDP, Fiber optics interface, LC Connector
- X104** – IRIG-B00X, incl. System Contact (Supervision Contact)

# MCDGV4-2C0BKB

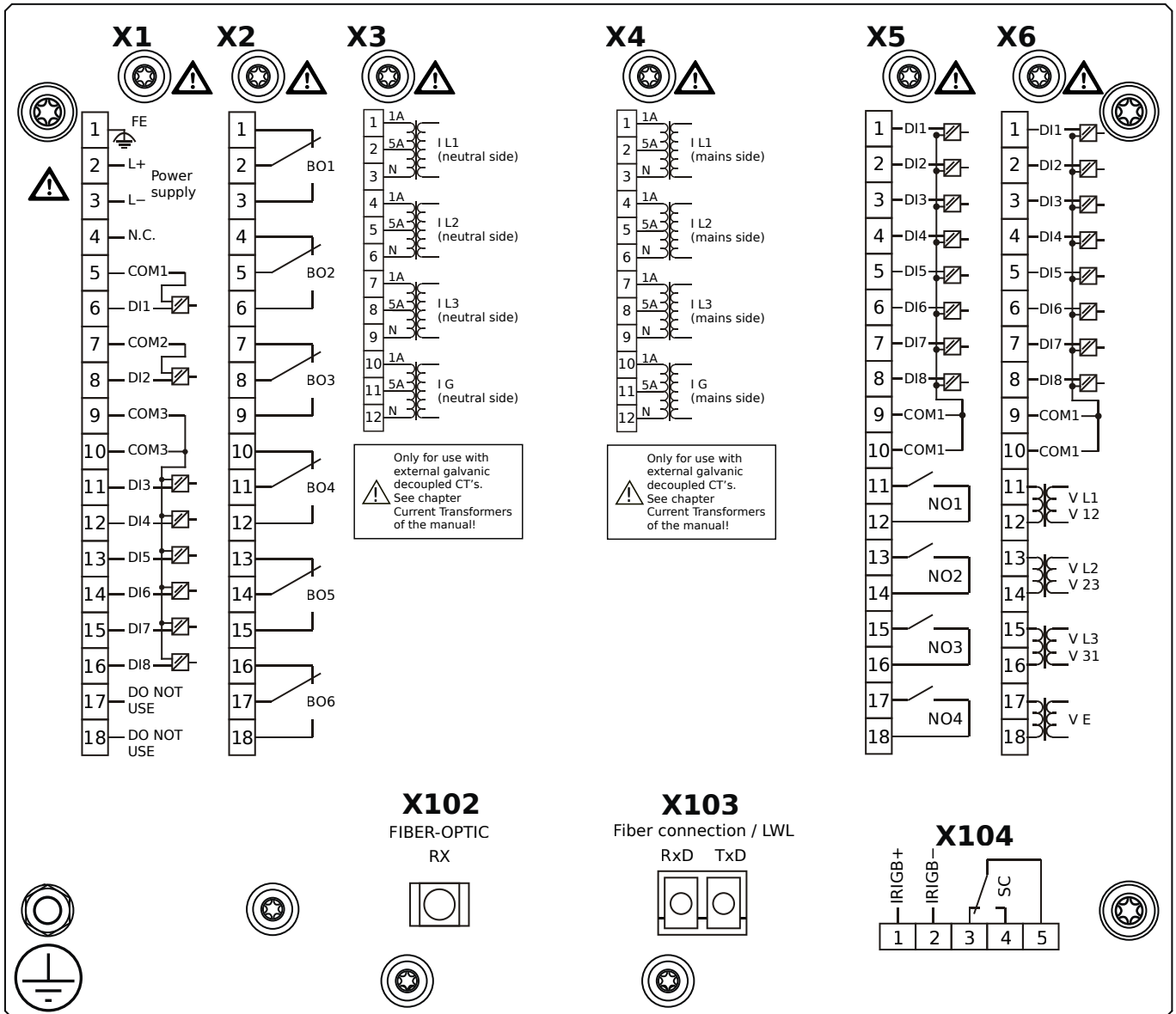


## Housing B2, large display, 19" rack mounting

+ Conformal Coating (for installations in harsh environment)

- X1** – DI8-X1: Wide-range power supply unit, incl. 2 non-grouped digital inputs and 6 grouped digital inputs
- X2** – OR6: Assembly Group with 6 Output Relays
- X3** – TI: Standard current measuring card (for the neutral side of the differential protection)
- X4** – TI: Standard current measuring card (for the mains side of the differential protection)
- X5** – DI8-OR4: Assembly Group with 8 Digital Inputs and 4 Output Relays
- X6** – TU-DI8: Voltage measuring assembly group with 8 Digital Inputs
- X102** – Universal Resistance-Temperature Detector (URTD) input, Fiber optics interface, Versatile Link
- X103** – IEC 61850 / Modbus TCP / DNP3.0 TCP/UDP, Fiber optics interface, LC Connector
- X104** – IRIG-B00X, incl. System Contact (Supervision Contact)

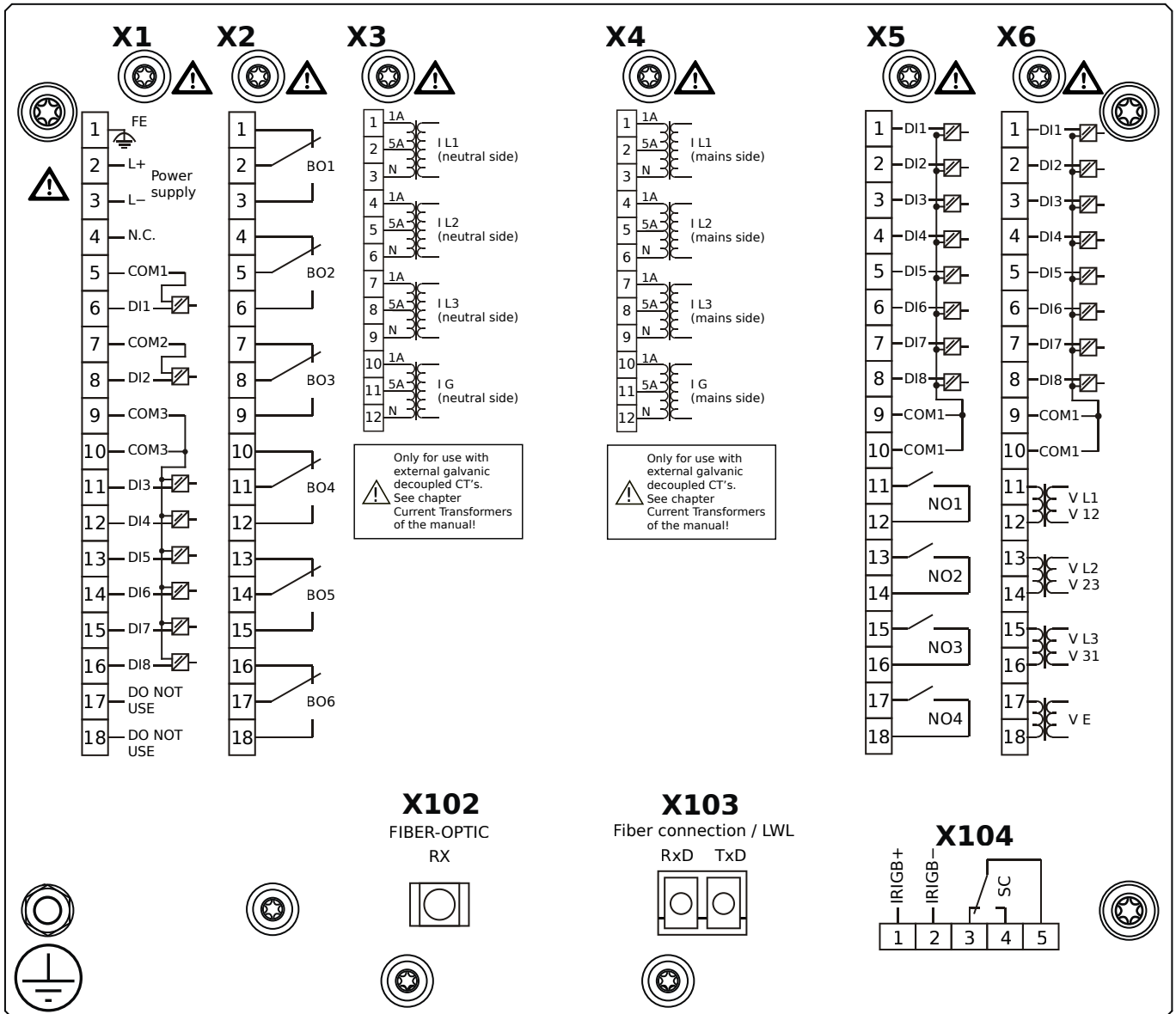
# MCDGV4-2C0BLA



## Housing B2, large display, 19" rack mounting

- X1** – DI8-X1: Wide-range power supply unit, incl. 2 non-grouped digital inputs and 6 grouped digital inputs
- X2** – OR6: Assembly Group with 6 Output Relays
- X3** – TI: Standard current measuring card (for the neutral side of the differential protection)
- X4** – TI: Standard current measuring card (for the mains side of the differential protection)
- X5** – DI8-OR4: Assembly Group with 8 Digital Inputs and 4 Output Relays
- X6** – TU-DI8: Voltage measuring assembly group with 8 Digital Inputs
- X102** – Universal Resistance-Temperature Detector (URTD) input, Fiber optics interface, Versatile Link
- X103** – Modbus TCP / DNP3.0 TCP/UDP, Fiber optics interface, LC Connector
- X104** – IRIG-B00X, incl. System Contact (Supervision Contact)

# MCDGV4-2C0BLB

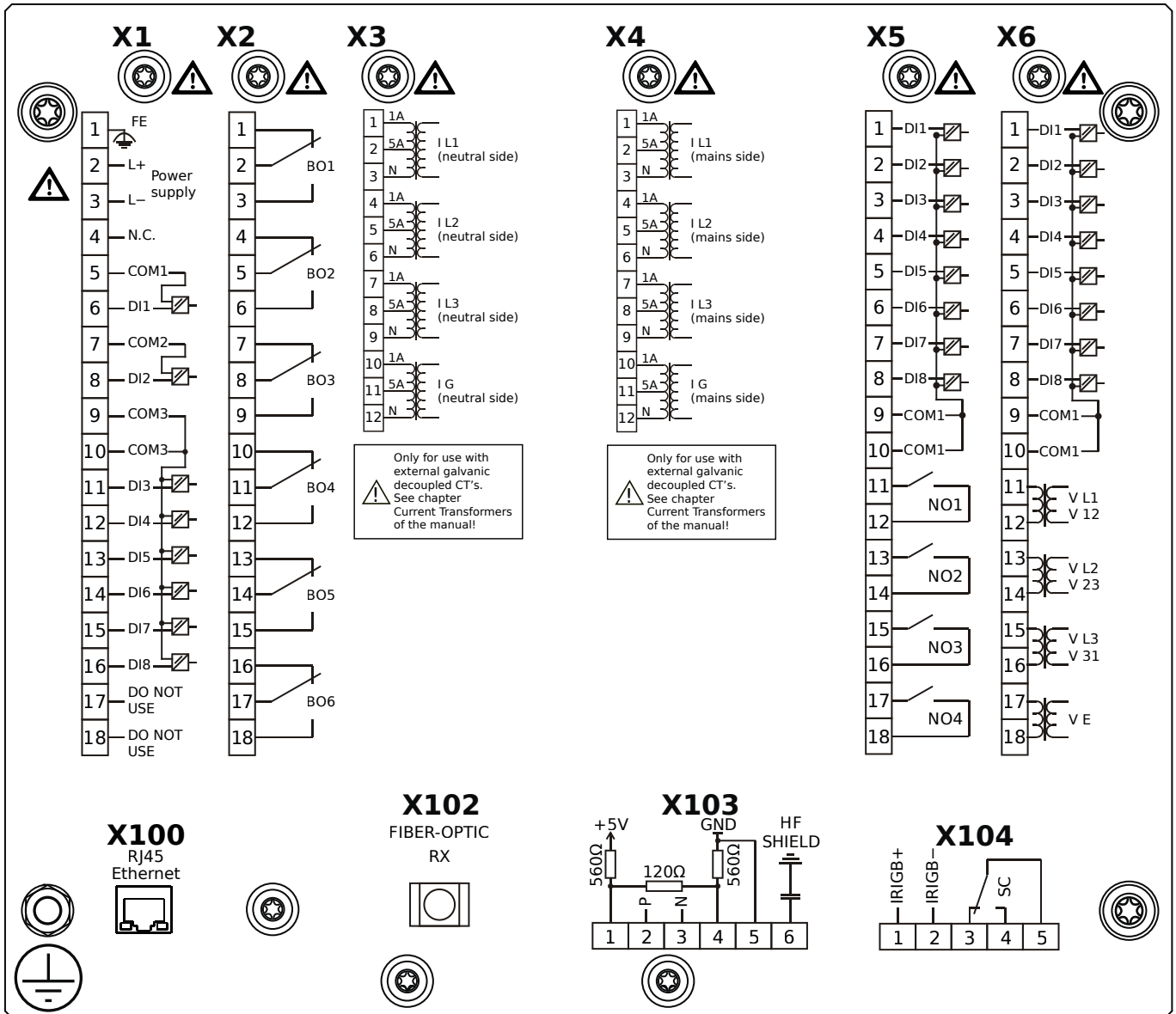


## Housing B2, large display, 19" rack mounting

+ Conformal Coating (for installations in harsh environment)

- X1** – DI8-X1: Wide-range power supply unit, incl. 2 non-grouped digital inputs and 6 grouped digital inputs
- X2** – OR6: Assembly Group with 6 Output Relays
- X3** – TI: Standard current measuring card (for the neutral side of the differential protection)
- X4** – TI: Standard current measuring card (for the mains side of the differential protection)
- X5** – DI8-OR4: Assembly Group with 8 Digital Inputs and 4 Output Relays
- X6** – TU-DI8: Voltage measuring assembly group with 8 Digital Inputs
- X102** – Universal Resistance-Temperature Detector (URTD) input, Fiber optics interface, Versatile Link
- X103** – Modbus TCP / DNP3.0 TCP/UDP, Fiber optics interface, LC Connector
- X104** – IRIG-B00X, incl. System Contact (Supervision Contact)

# MCDGV4-2C0BTA

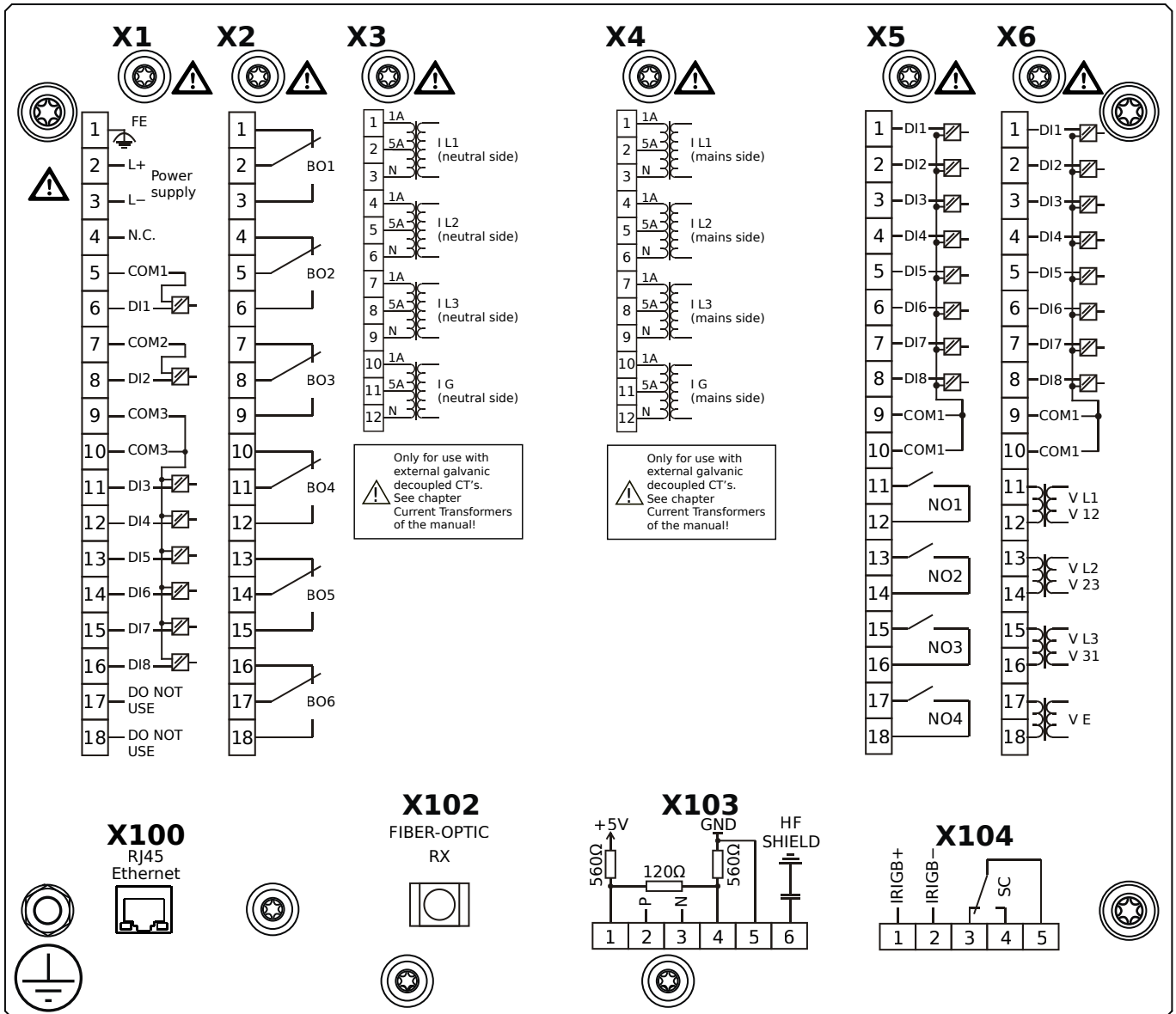


## Housing B2, large display, 19" rack mounting

- X1** – DI8-X1: Wide-range power supply unit, incl. 2 non-grouped digital inputs and 6 grouped digital inputs
- X2** – OR6: Assembly Group with 6 Output Relays
- X3** – TI: Standard current measuring card (for the neutral side of the differential protection)
- X4** – TI: Standard current measuring card (for the mains side of the differential protection)
- X5** – DI8-OR4: Assembly Group with 8 Digital Inputs and 4 Output Relays
- X6** – TU-DI8: Voltage measuring assembly group with 8 Digital Inputs
- X100** – IEC 61850 / Modbus TCP / DNP3.0 TCP/UDP, Ethernet interface, 100 Mbit/s, RJ45 (BASE100-FX)
- X102** – Universal Resistance-Temperature Detector (URTD) input, Fiber optics interface, Versatile Link
- X103** – IEC 60870-5-103 / Modbus RTU / DNP3.0 RTU, RS485, Terminals
- X104** – I R I G B-00X, incl. System Contact (Supervision Contact)



# MCDGV4-2C0BTB

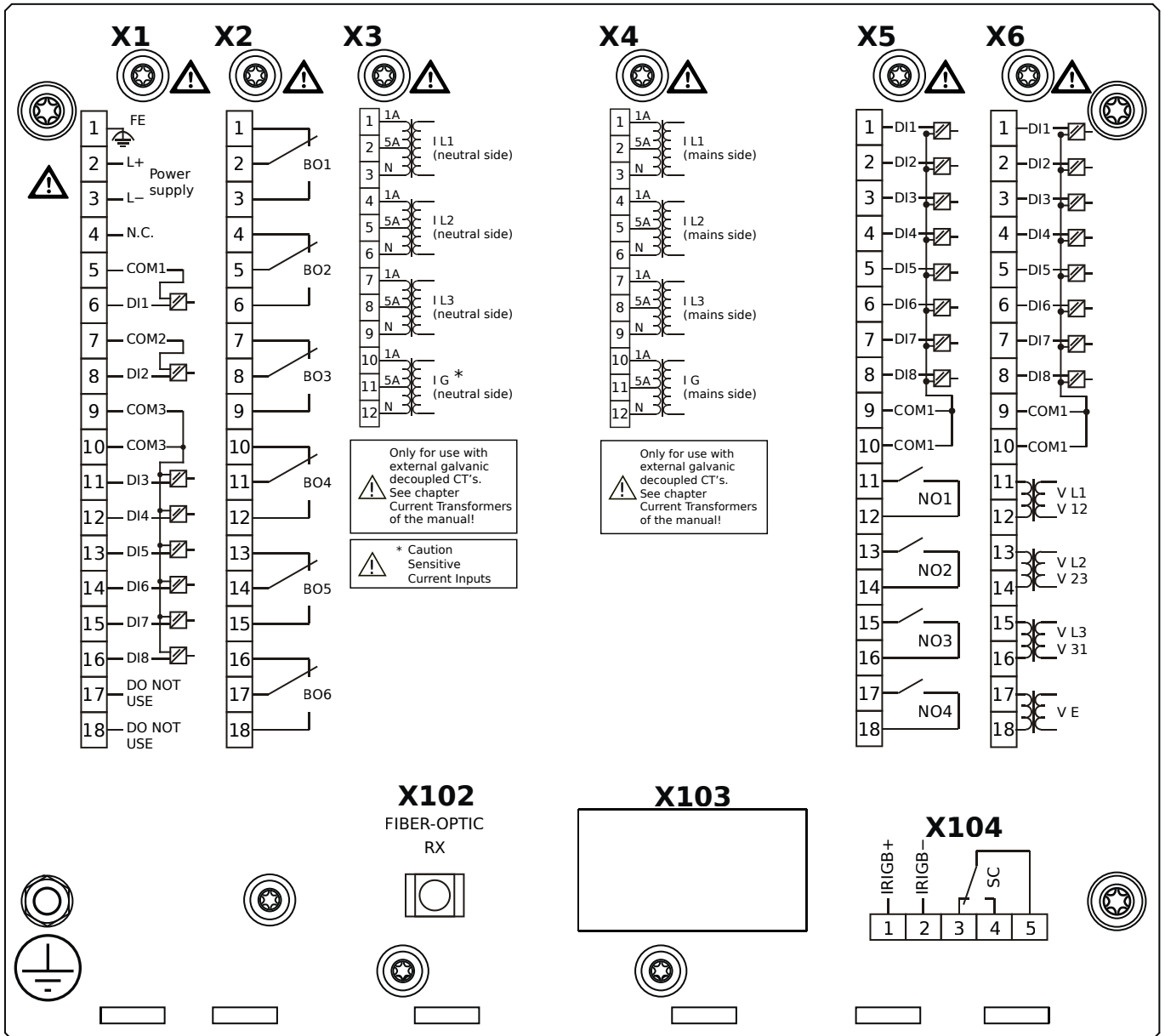


## Housing B2, large display, 19" rack mounting

+ Conformal Coating (for installations in harsh environment)

- X1** – DI8-X1: Wide-range power supply unit, incl. 2 non-grouped digital inputs and 6 grouped digital inputs
- X2** – OR6: Assembly Group with 6 Output Relays
- X3** – TI: Standard current measuring card (for the neutral side of the differential protection)
- X4** – TI: Standard current measuring card (for the mains side of the differential protection)
- X5** – DI8-OR4: Assembly Group with 8 Digital Inputs and 4 Output Relays
- X6** – TU-DI8: Voltage measuring assembly group with 8 Digital Inputs
- X100** – IEC 61850 / Modbus TCP / DNP3.0 TCP/UDP, Ethernet interface, 100 Mbit/s, RJ45 (BASE100-FX)
- X102** – Universal Resistance-Temperature Detector (URTD) input, Fiber optics interface, Versatile Link
- X103** – IEC 60870-5-103 / Modbus RTU / DNP3.0 RTU, RS485, Terminals
- X104** – IRIG-B00X, incl. System Contact (Supervision Contact)

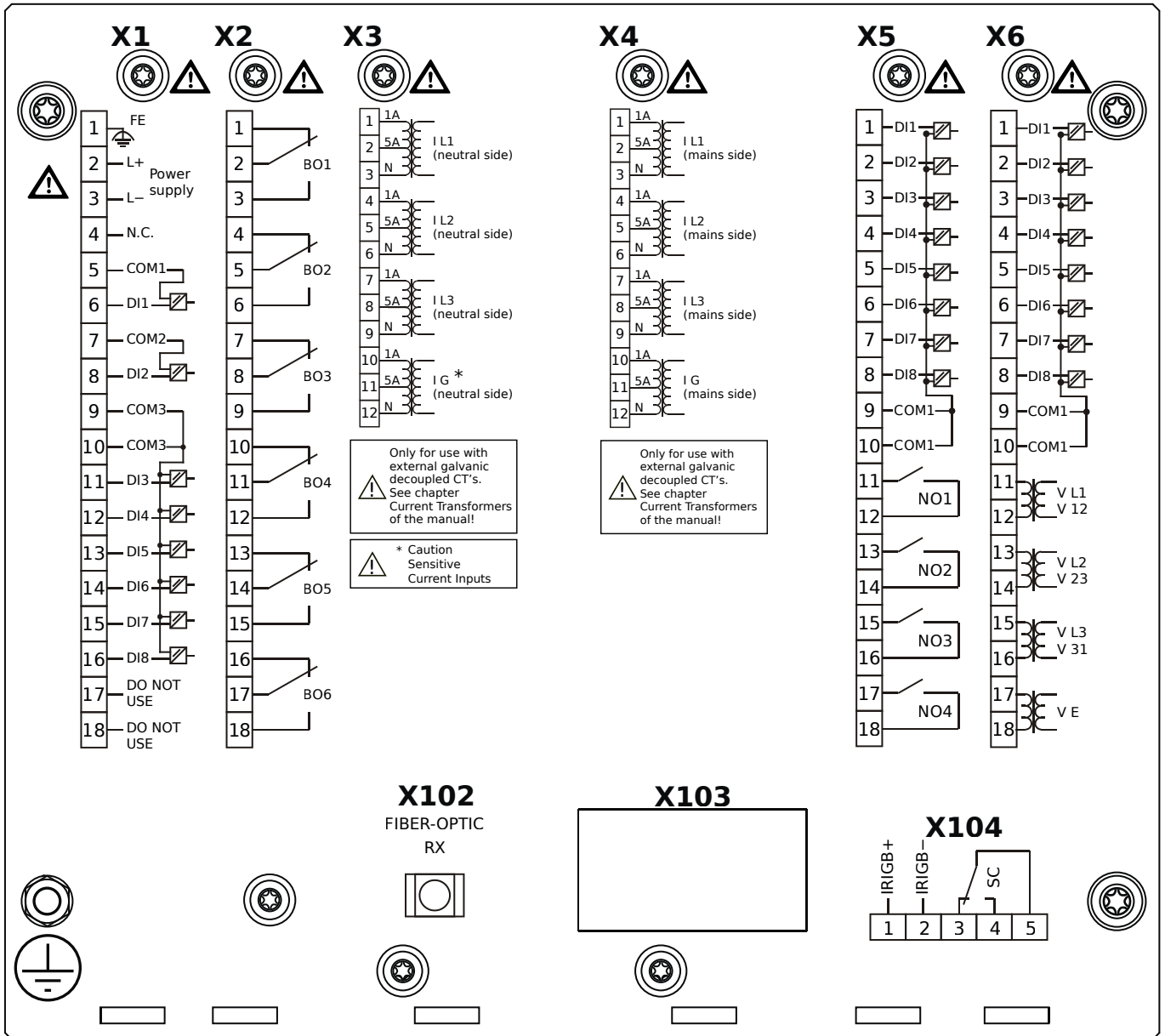
# MCDGV4-2C1AAA



## Housing B2, large display, door mounting

- X1** – DI8-X1: Wide-range power supply unit, incl. 2 non-grouped digital inputs and 6 grouped digital inputs
- X2** – OR6: Assembly Group with 6 Output Relays
- X3** – TIs: Standard phase current measuring card and sensitive ground current measuring (neutral side of the diff. prot.)
- X4** – TI: Standard current measuring card (for the mains side of the differential protection)
- X5** – DI8-OR4: Assembly Group with 8 Digital Inputs and 4 Output Relays
- X6** – TU-DI8: Voltage measuring assembly group with 8 Digital Inputs
- X102** – Universal Resistance-Temperature Detector (URTD) input, Fiber optics interface, Versatile Link
- X104** – IRIG-B00X, incl. System Contact (Supervision Contact)

# MCDGV4-2C1AAB



## Housing B2, large display, door mounting

+ Conformal Coating (for installations in harsh environment)

**X1** – DI8-X1: Wide-range power supply unit, incl. 2 non-grouped digital inputs and 6 grouped digital inputs

**X2** – OR6: Assembly Group with 6 Output Relays

**X3** – TIs: Standard phase current measuring card and sensitive ground current measuring (neutral side of the diff. prot.)

**X4** – TI: Standard current measuring card (for the mains side of the differential protection)

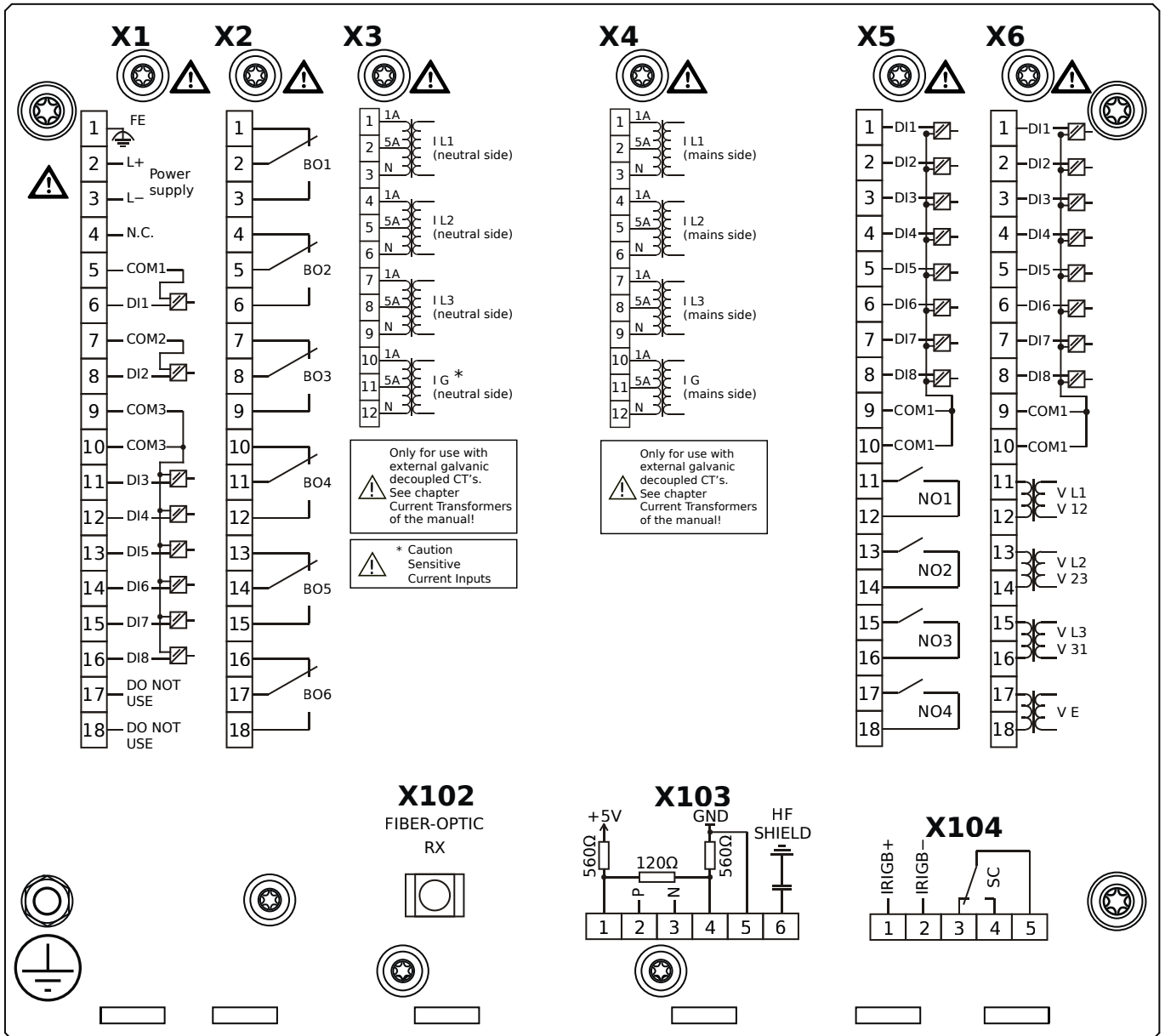
**X5** – DI8-OR4: Assembly Group with 8 Digital Inputs and 4 Output Relays

**X6** – TU-DI8: Voltage measuring assembly group with 8 Digital Inputs

**X102** – Universal Resistance-Temperature Detector (URTD) input, Fiber optics interface, Versatile Link

**X104** – IRIG-B00X, incl. System Contact (Supervision Contact)

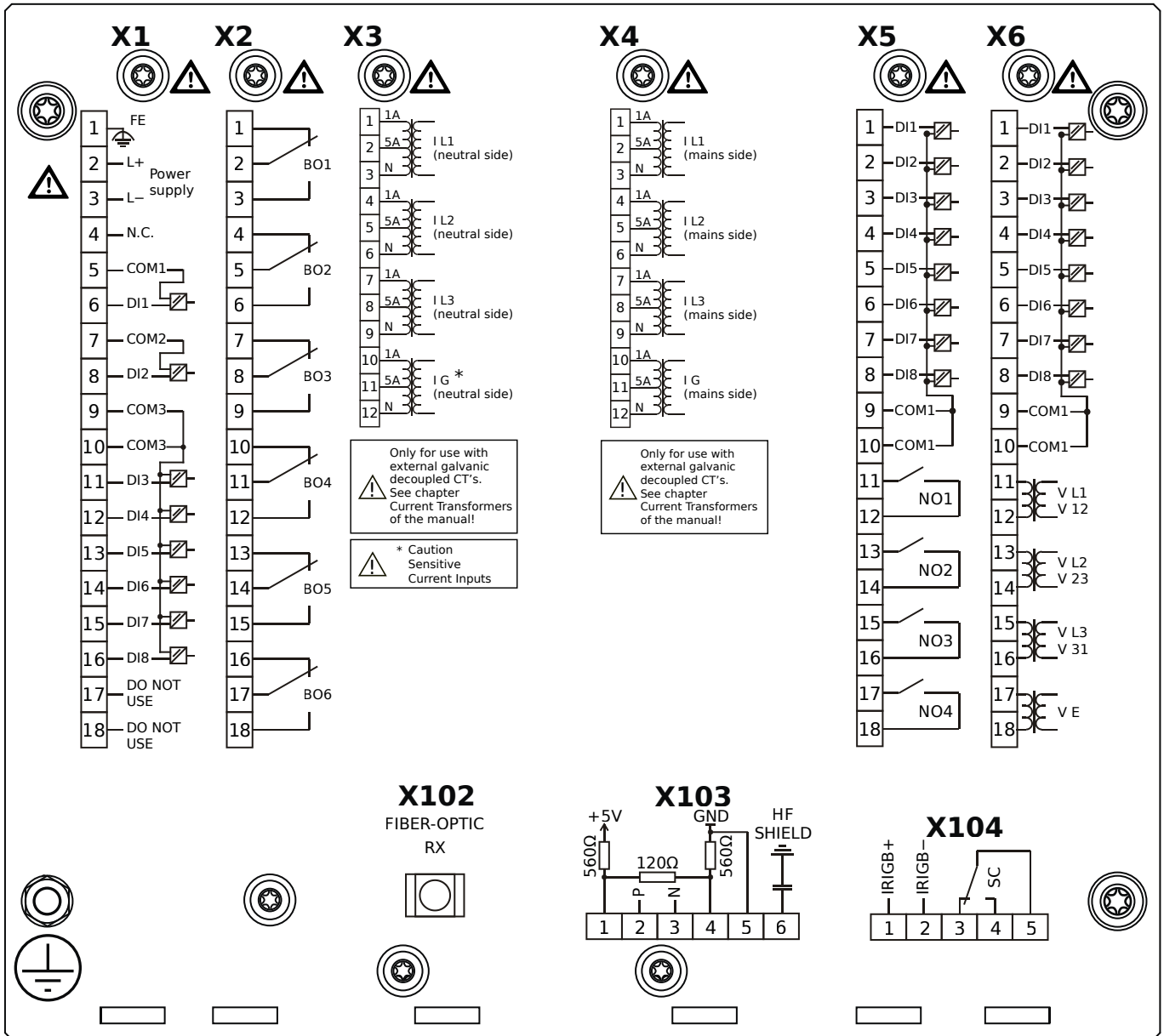
# MCDGV4-2C1ABA



## Housing B2, large display, door mounting

- X1** – DI8-X1: Wide-range power supply unit, incl. 2 non-grouped digital inputs and 6 grouped digital inputs
- X2** – OR6: Assembly Group with 6 Output Relays
- X3** – TIs: Standard phase current measuring card and sensitive ground current measuring (neutral side of the diff. prot.)
- X4** – TI: Standard current measuring card (for the mains side of the differential protection)
- X5** – DI8-OR4: Assembly Group with 8 Digital Inputs and 4 Output Relays
- X6** – TU-DI8: Voltage measuring assembly group with 8 Digital Inputs
- X102** – Universal Resistance-Temperature Detector (URTD) input, Fiber optics interface, Versatile Link
- X103** – Modbus RTU / IEC 60870-5-103 / DNP3.0 RTU, RS485, Terminals
- X104** – IRIG-B00X, incl. System Contact (Supervision Contact)

# MCDGV4-2C1ABB

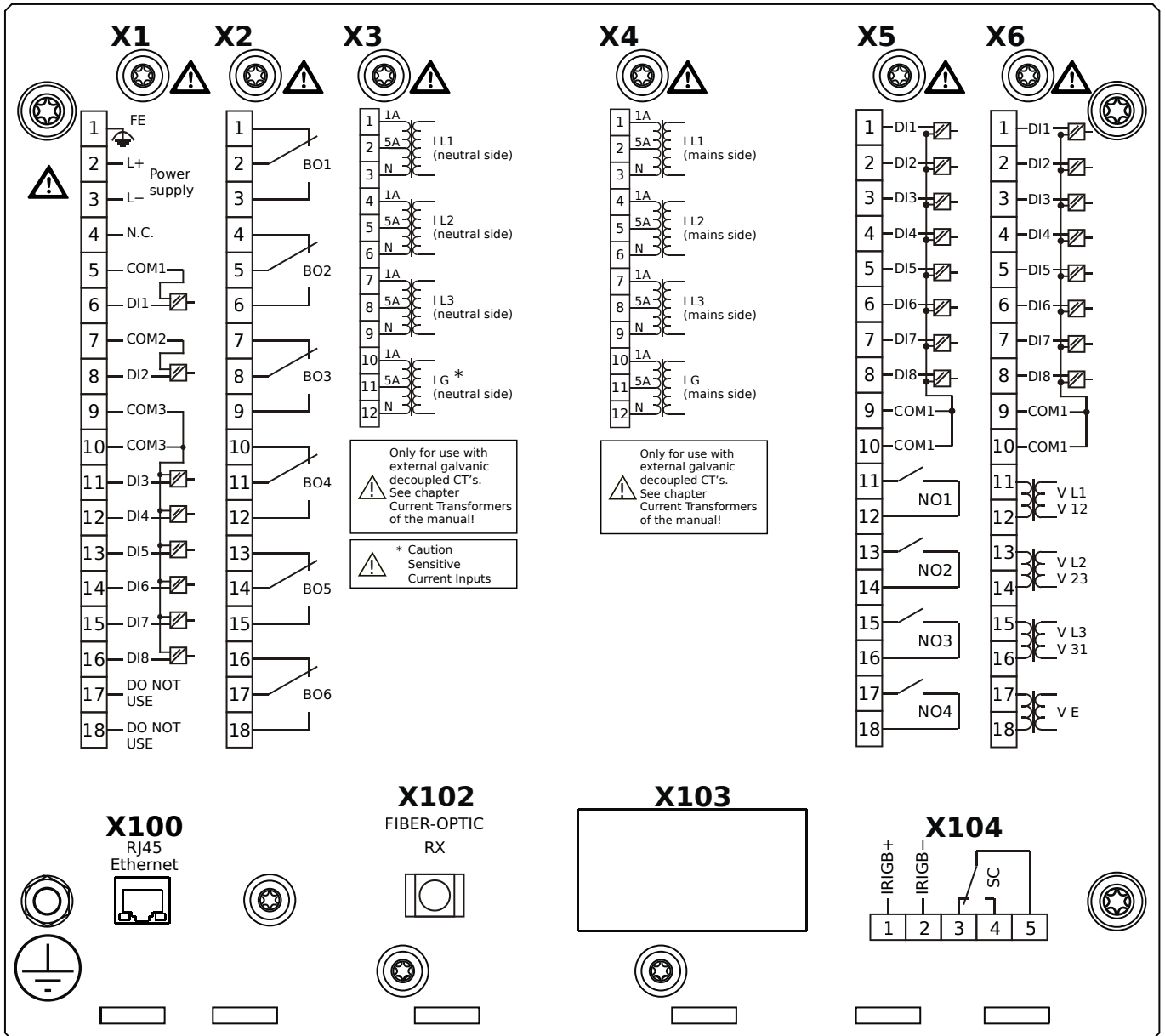


## Housing B2, large display, door mounting

+ Conformal Coating (for installations in harsh environment)

- X1** – DI8-X1: Wide-range power supply unit, incl. 2 non-grouped digital inputs and 6 grouped digital inputs
- X2** – OR6: Assembly Group with 6 Output Relays
- X3** – TIs: Standard phase current measuring card and sensitive ground current measuring (neutral side of the diff. prot.)
- X4** – TI: Standard current measuring card (for the mains side of the differential protection)
- X5** – DI8-OR4: Assembly Group with 8 Digital Inputs and 4 Output Relays
- X6** – TU-DI8: Voltage measuring assembly group with 8 Digital Inputs
- X102** – Universal Resistance-Temperature Detector (URTD) input, Fiber optics interface, Versatile Link
- X103** – Modbus RTU / IEC 60870-5-103 / DNP3.0 RTU, RS485, Terminals
- X104** – IRIG-B00X, incl. System Contact (Supervision Contact)

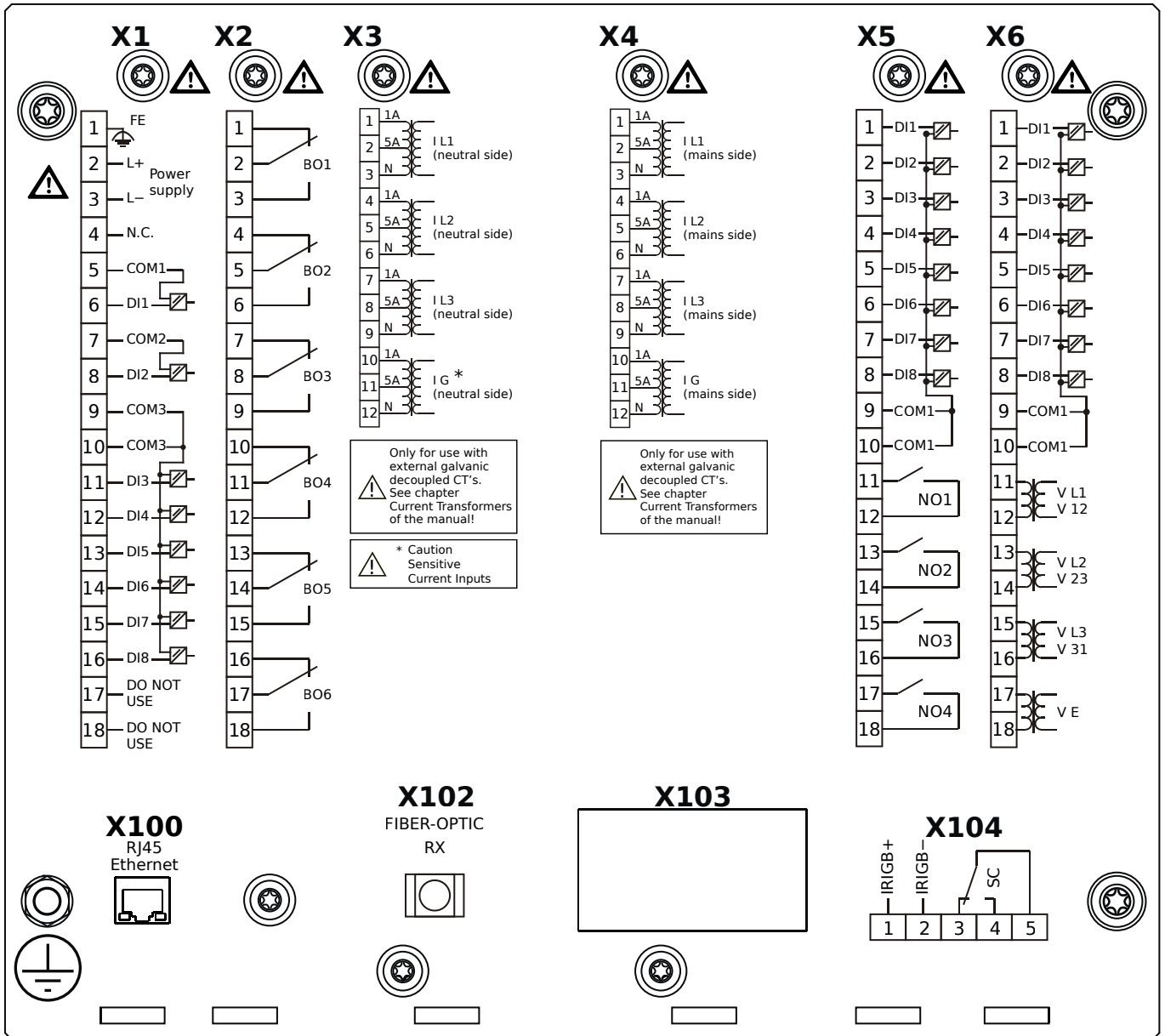
# MCDGV4-2C1ACA



## Housing B2, large display, door mounting

- X1** – DI8-X1: Wide-range power supply unit, incl. 2 non-grouped digital inputs and 6 grouped digital inputs
- X2** – OR6: Assembly Group with 6 Output Relays
- X3** – TIs: Standard phase current measuring card and sensitive ground current measuring (neutral side of the diff. prot.)
- X4** – TI: Standard current measuring card (for the mains side of the differential protection)
- X5** – DI8-OR4: Assembly Group with 8 Digital Inputs and 4 Output Relays
- X6** – TU-DI8: Voltage measuring assembly group with 8 Digital Inputs
- X100** – Modbus TCP / DNP3.0 TCP/UDP, Ethernet interface, 100 Mbit/s, RJ45 (BASE100-FX)
- X102** – Universal Resistance-Temperature Detector (URTD) input, Fiber optics interface, Versatile Link
- X104** – IRIG-B00X, incl. System Contact (Supervision Contact)

# MCDGV4-2C1ACB



## Housing B2, large display, door mounting

+ Conformal Coating (for installations in harsh environment)

**X1** – DI8-X1: Wide-range power supply unit, incl. 2 non-grouped digital inputs and 6 grouped digital inputs

**X2** – OR6: Assembly Group with 6 Output Relays

**X3** – TIs: Standard phase current measuring card and sensitive ground current measuring (neutral side of the diff. prot.)

**X4** – TI: Standard current measuring card (for the mains side of the differential protection)

**X5** – DI8-OR4: Assembly Group with 8 Digital Inputs and 4 Output Relays

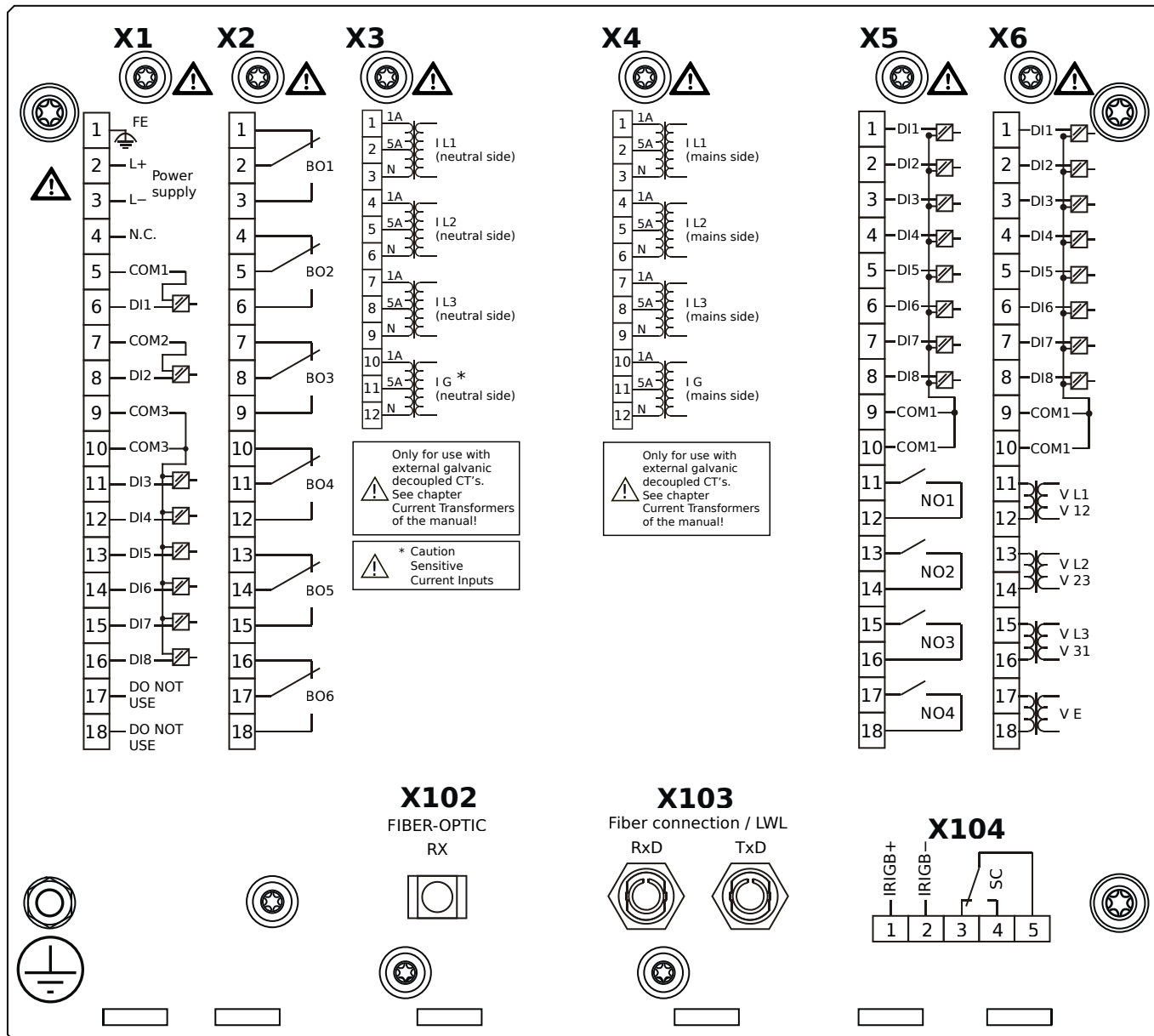
**X6** – TU-DI8: Voltage measuring assembly group with 8 Digital Inputs

**X100** – Modbus TCP / DNP3.0 TCP/UDP, Ethernet interface, 100 Mbit/s, RJ45 (BASE100-FX)

**X102** – Universal Resistance-Temperature Detector (URTD) input, Fiber optics interface, Versatile Link

**X104** – IRIG-B00X, incl. System Contact (Supervision Contact)

# MCDGV4-2C1ADA

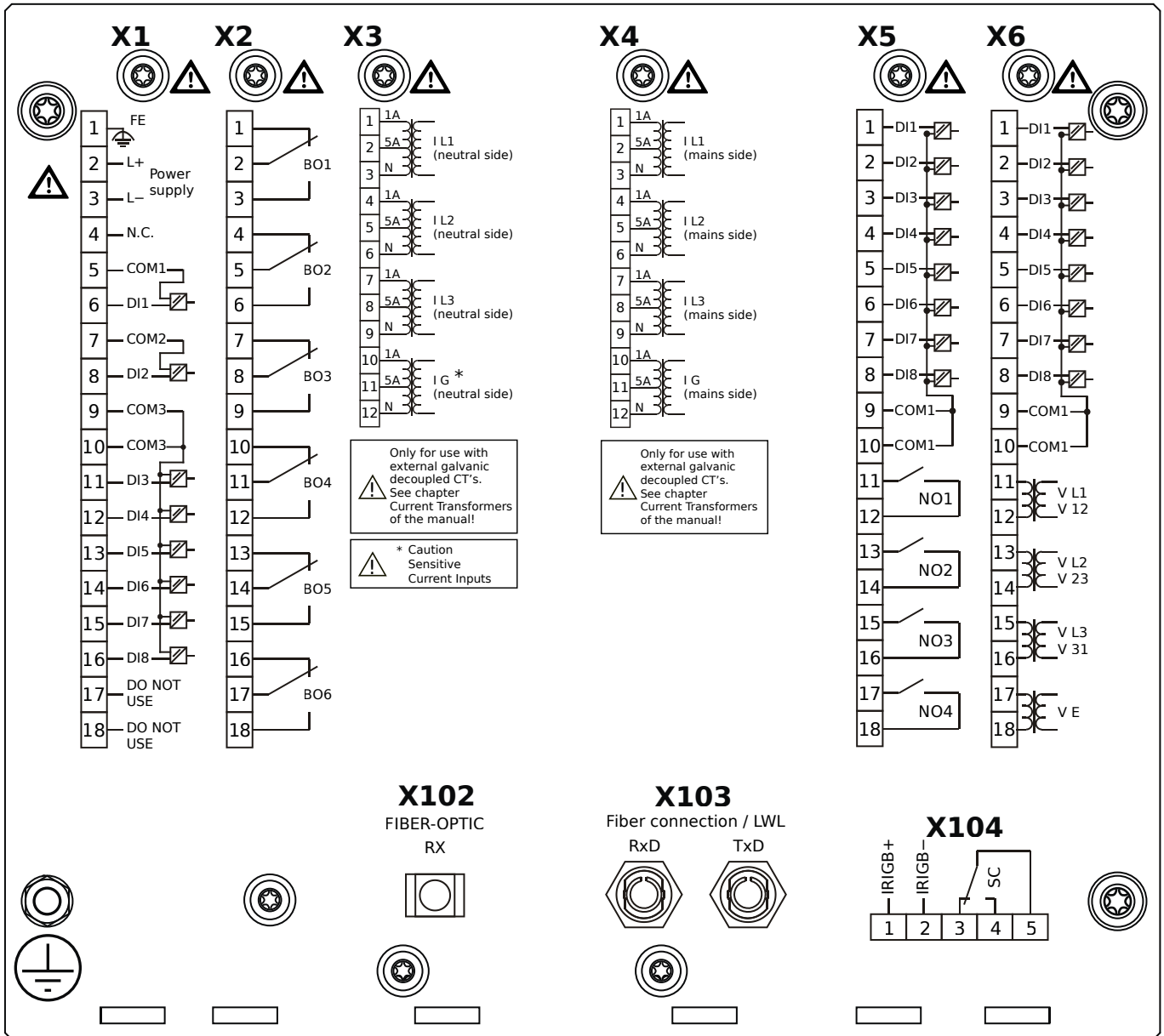


## Housing B2, large display, door mounting

- X1** – DI8-X1: Wide-range power supply unit, incl. 2 non-grouped digital inputs and 6 grouped digital inputs
- X2** – OR6: Assembly Group with 6 Output Relays
- X3** – TIs: Standard phase current measuring card and sensitive ground current measuring (neutral side of the diff. prot.)
- X4** – TI: Standard current measuring card (for the mains side of the differential protection)
- X5** – DI8-OR4: Assembly Group with 8 Digital Inputs and 4 Output Relays
- X6** – TU-DI8: Voltage measuring assembly group with 8 Digital Inputs
- X102** – Universal Resistance-Temperature Detector (URTD) input, Fiber optics interface, Versatile Link
- X103** – Profibus-DP, Fiber optics interface, ST Connector
- X104** – IRIG-B00X, incl. System Contact (Supervision Contact)



# MCDGV4-2C1ADB

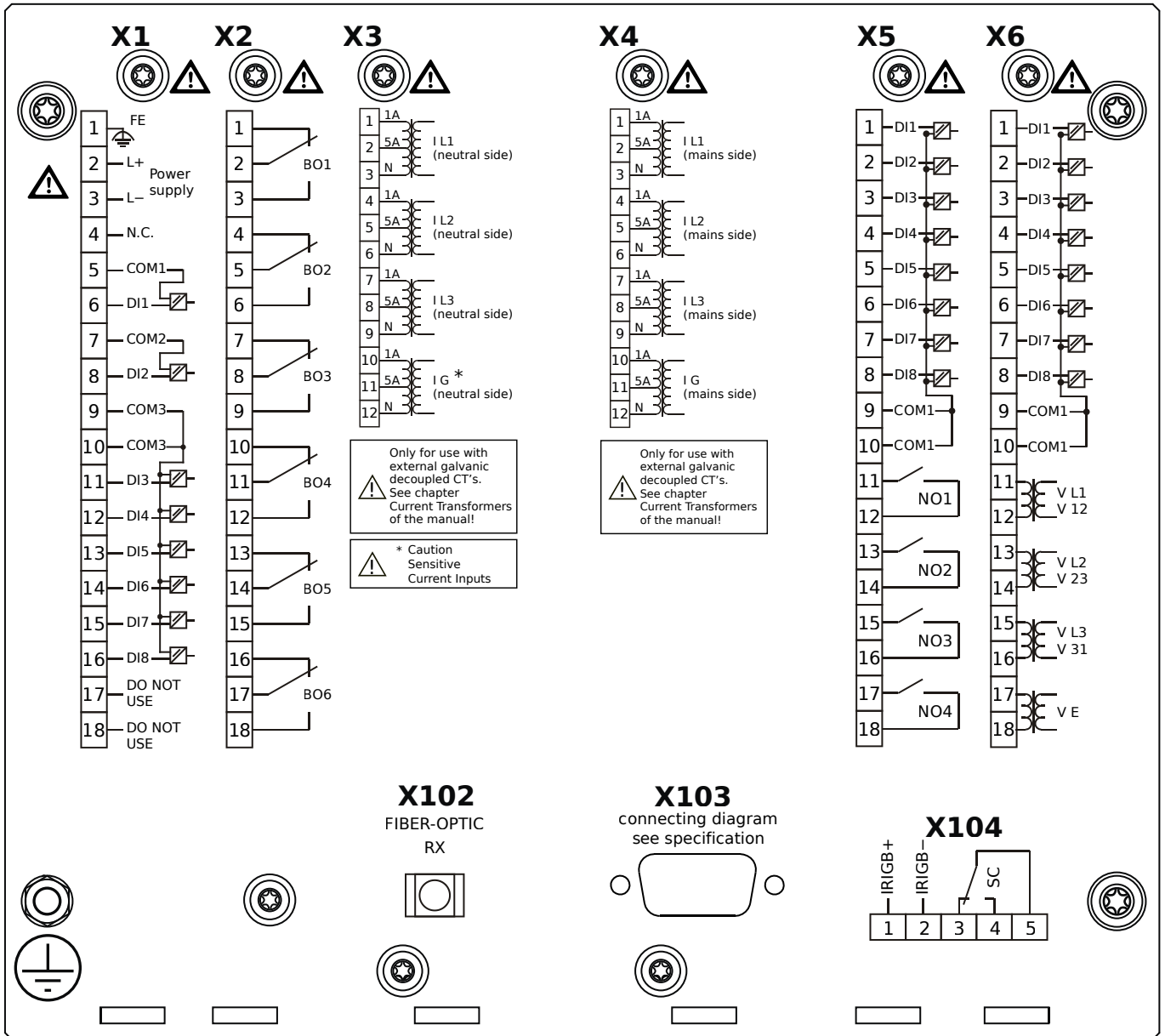


## Housing B2, large display, door mounting

+ Conformal Coating (for installations in harsh environment)

- X1** – DI8-X1: Wide-range power supply unit, incl. 2 non-grouped digital inputs and 6 grouped digital inputs
- X2** – OR6: Assembly Group with 6 Output Relays
- X3** – TIs: Standard phase current measuring card and sensitive ground current measuring (neutral side of the diff. prot.)
- X4** – TI: Standard current measuring card (for the mains side of the differential protection)
- X5** – DI8-OR4: Assembly Group with 8 Digital Inputs and 4 Output Relays
- X6** – TU-DI8: Voltage measuring assembly group with 8 Digital Inputs
- X102** – Universal Resistance-Temperature Detector (URTD) input, Fiber optics interface, Versatile Link
- X103** – Profibus-DP, Fiber optics interface, ST Connector
- X104** – IRIG-B00X, incl. System Contact (Supervision Contact)

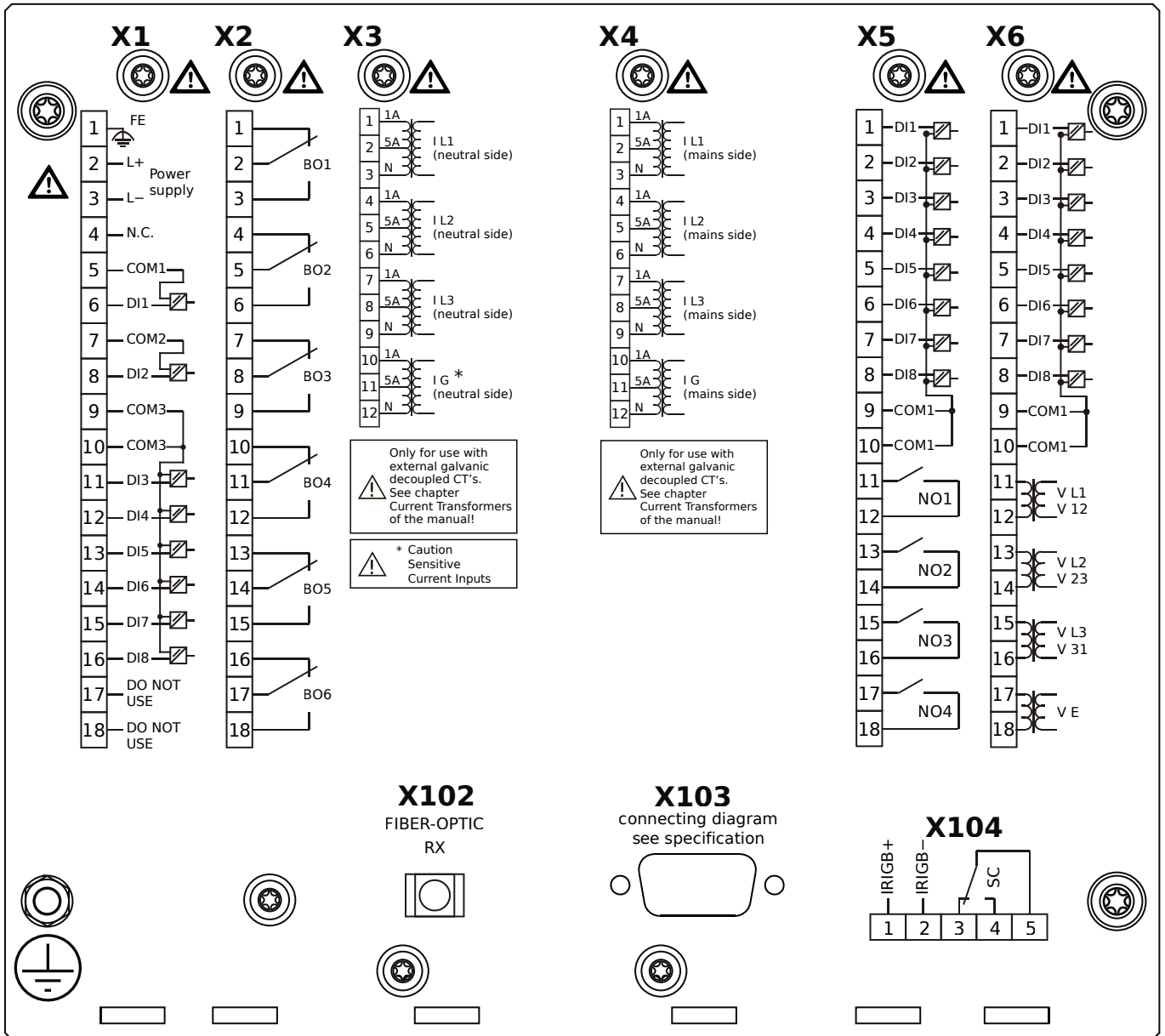
# MCDGV4-2C1AEA



## Housing B2, large display, door mounting

- X1** – DI8-X1: Wide-range power supply unit, incl. 2 non-grouped digital inputs and 6 grouped digital inputs
- X2** – OR6: Assembly Group with 6 Output Relays
- X3** – TIs: Standard phase current measuring card and sensitive ground current measuring (neutral side of the diff. prot.)
- X4** – TI: Standard current measuring card (for the mains side of the differential protection)
- X5** – DI8-OR4: Assembly Group with 8 Digital Inputs and 4 Output Relays
- X6** – TU-DI8: Voltage measuring assembly group with 8 Digital Inputs
- X102** – Universal Resistance-Temperature Detector (URTD) input, Fiber optics interface, Versatile Link
- X103** – Profibus-DP, RS485, D-SUB
- X104** – IRIG-B00X, incl. System Contact (Supervision Contact)

# MCDGV4-2C1AEB



## Housing B2, large display, door mounting

+ Conformal Coating (for installations in harsh environment)

**X1** – DI8-X1: Wide-range power supply unit, incl. 2 non-grouped digital inputs and 6 grouped digital inputs

**X2** – OR6: Assembly Group with 6 Output Relays

**X3** – TIs: Standard phase current measuring card and sensitive ground current measuring (neutral side of the diff. prot.)

**X4** – TI: Standard current measuring card (for the mains side of the differential protection)

**X5** – DI8-OR4: Assembly Group with 8 Digital Inputs and 4 Output Relays

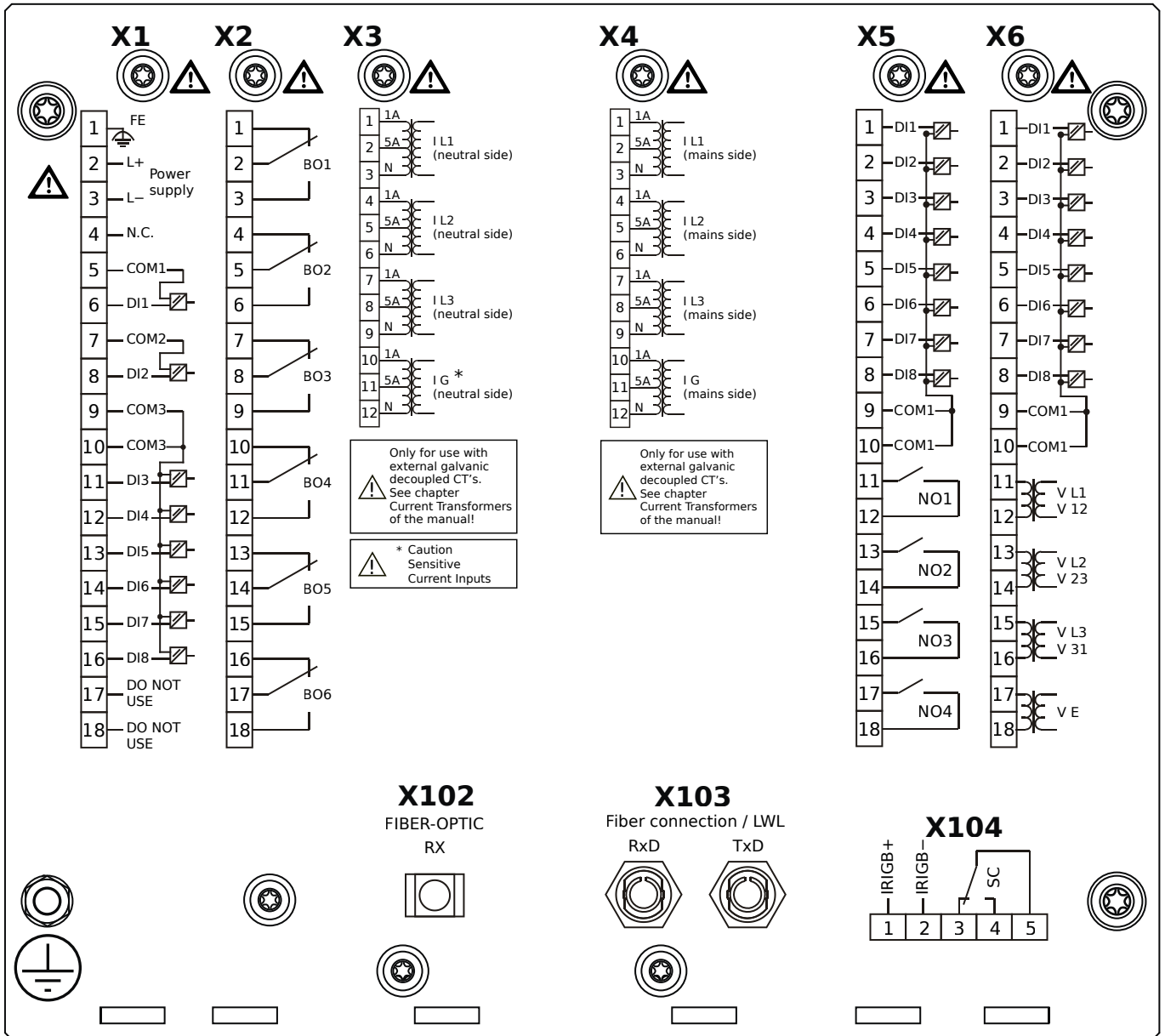
**X6** – TU-DI8: Voltage measuring assembly group with 8 Digital Inputs

**X102** – Universal Resistance-Temperature Detector (URTD) input, Fiber optics interface, Versatile Link

**X103** – Profibus-DP, RS485, D-SUB

**X104** – IRIG-B00X, incl. System Contact (Supervision Contact)

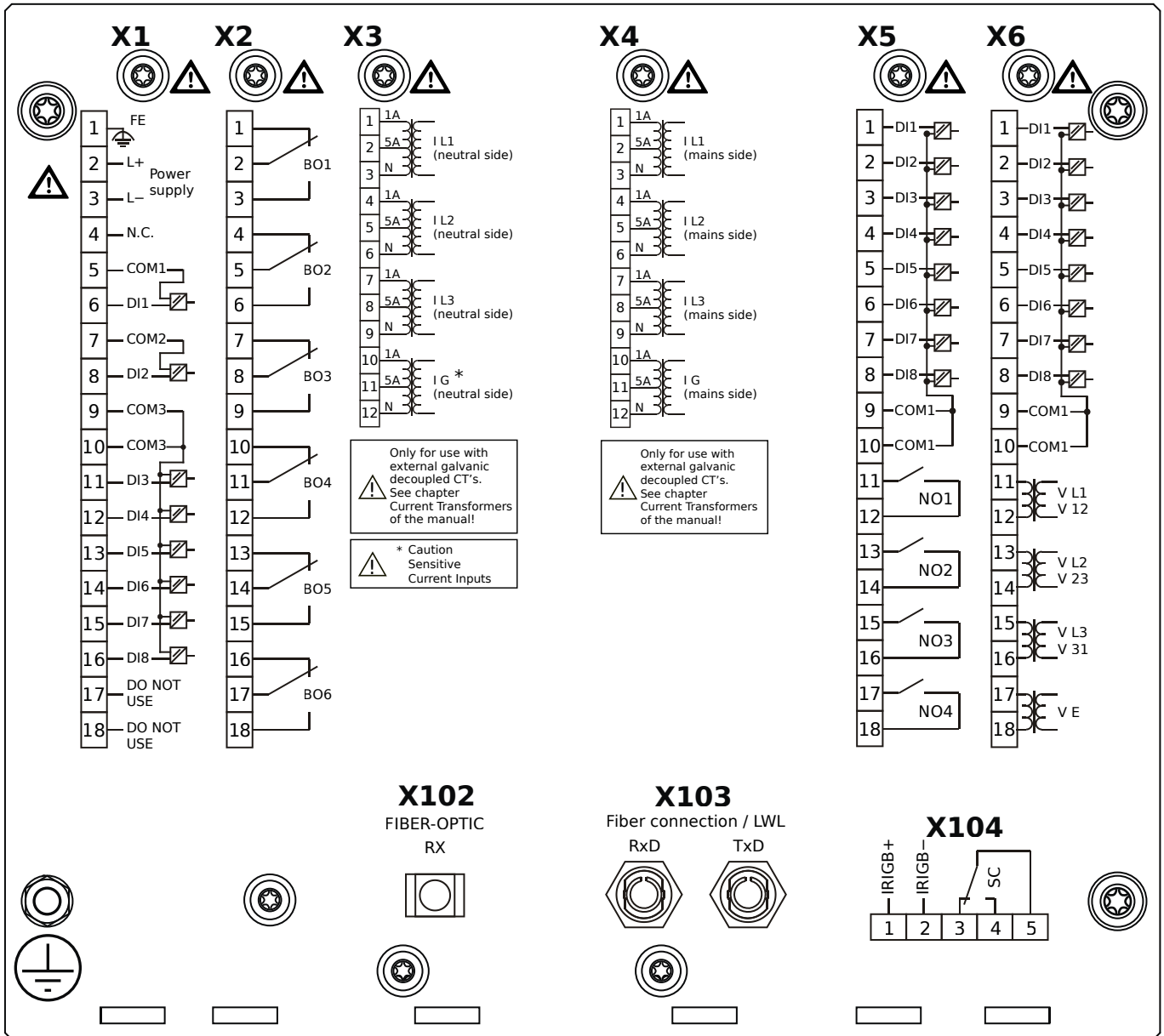
# MCDGV4-2C1AFA



## Housing B2, large display, door mounting

- X1** – DI8-X1: Wide-range power supply unit, incl. 2 non-grouped digital inputs and 6 grouped digital inputs
- X2** – OR6: Assembly Group with 6 Output Relays
- X3** – TIs: Standard phase current measuring card and sensitive ground current measuring (neutral side of the diff. prot.)
- X4** – TI: Standard current measuring card (for the mains side of the differential protection)
- X5** – DI8-OR4: Assembly Group with 8 Digital Inputs and 4 Output Relays
- X6** – TU-DI8: Voltage measuring assembly group with 8 Digital Inputs
- X102** – Universal Resistance-Temperature Detector (URTD) input, Fiber optics interface, Versatile Link
- X103** – Modbus RTU / IEC 60870-5-103 / DNP3.0 RTU, Fiber optics interface, ST Connector
- X104** – IRIG-B00X, incl. System Contact (Supervision Contact)

# MCDGV4-2C1AFB

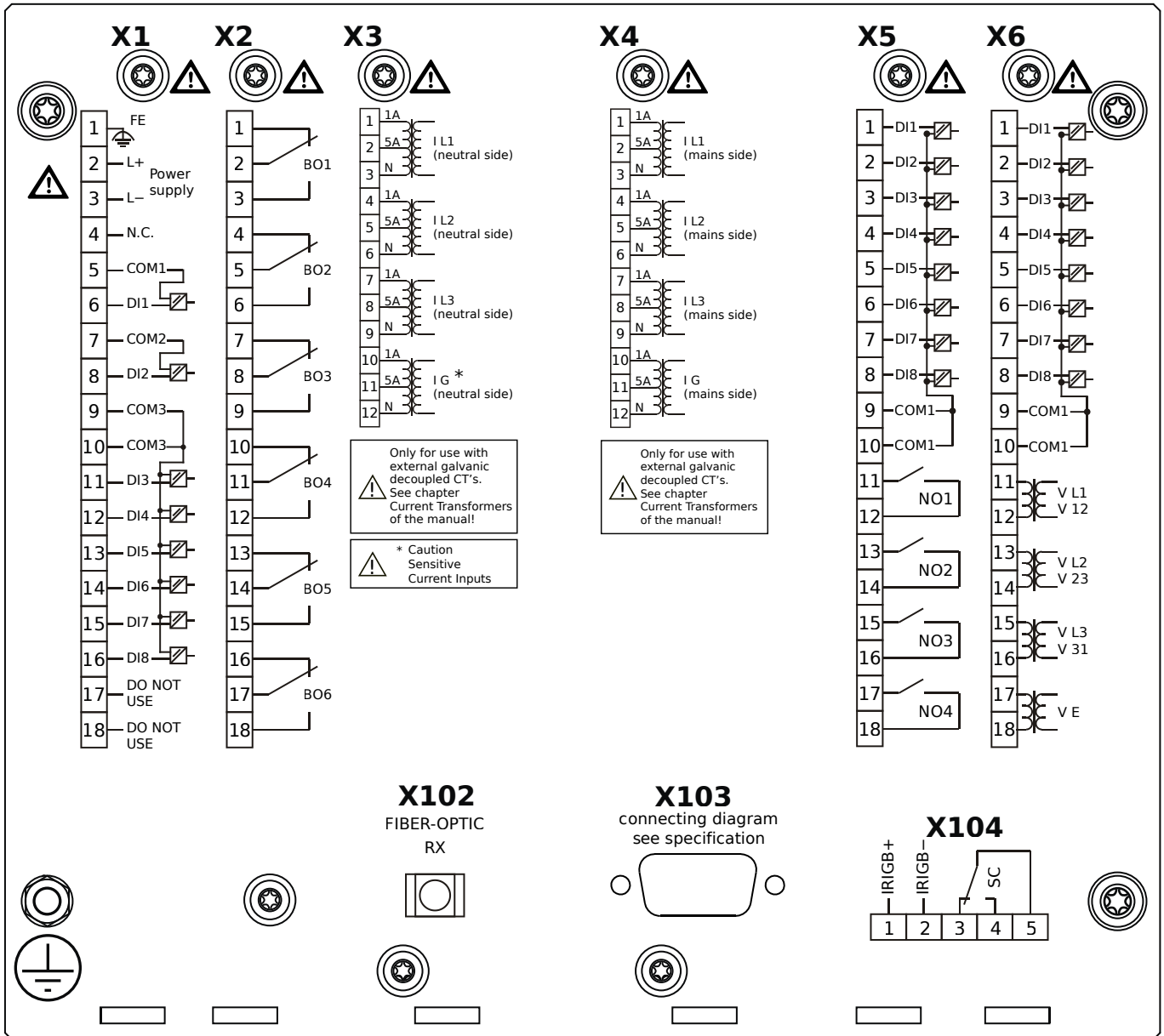


## Housing B2, large display, door mounting

+ Conformal Coating (for installations in harsh environment)

- X1** – DI8-X1: Wide-range power supply unit, incl. 2 non-grouped digital inputs and 6 grouped digital inputs
- X2** – OR6: Assembly Group with 6 Output Relays
- X3** – TIs: Standard phase current measuring card and sensitive ground current measuring (neutral side of the diff. prot.)
- X4** – TI: Standard current measuring card (for the mains side of the differential protection)
- X5** – DI8-OR4: Assembly Group with 8 Digital Inputs and 4 Output Relays
- X6** – TU-DI8: Voltage measuring assembly group with 8 Digital Inputs
- X102** – Universal Resistance-Temperature Detector (URTD) input, Fiber optics interface, Versatile Link
- X103** – Modbus RTU / IEC 60870-5-103 / DNP3.0 RTU, Fiber optics interface, ST Connector
- X104** – IRIG-B00X, incl. System Contact (Supervision Contact)

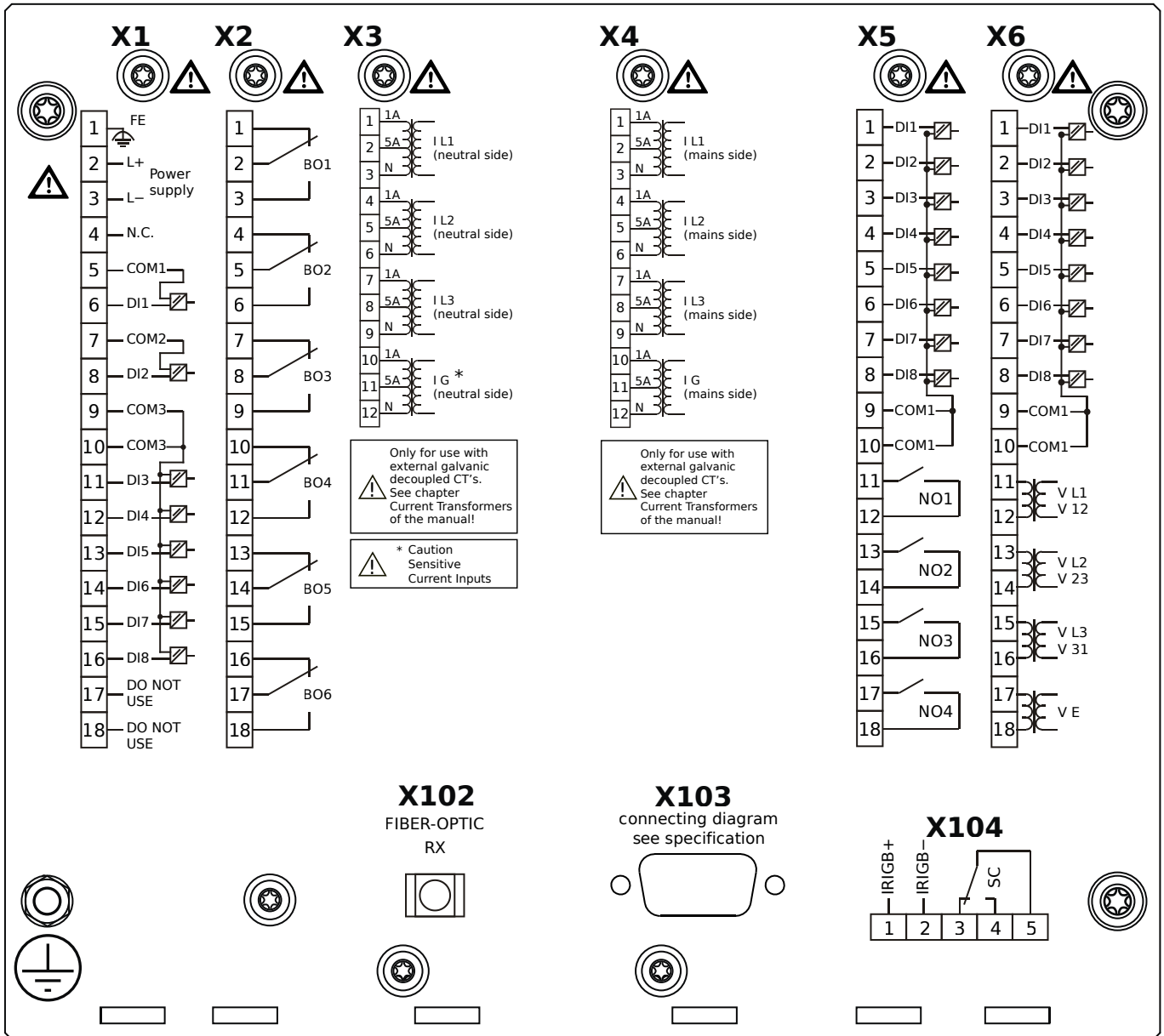
# MCDGV4-2C1AGA



## Housing B2, large display, door mounting

- X1** – DI8-X1: Wide-range power supply unit, incl. 2 non-grouped digital inputs and 6 grouped digital inputs
- X2** – OR6: Assembly Group with 6 Output Relays
- X3** – TIs: Standard phase current measuring card and sensitive ground current measuring (neutral side of the diff. prot.)
- X4** – TI: Standard current measuring card (for the mains side of the differential protection)
- X5** – DI8-OR4: Assembly Group with 8 Digital Inputs and 4 Output Relays
- X6** – TU-DI8: Voltage measuring assembly group with 8 Digital Inputs
- X102** – Universal Resistance-Temperature Detector (URTD) input, Fiber optics interface, Versatile Link
- X103** – Modbus RTU / IEC 60870-5-103 / DNP3.0 RTU, RS485, D-SUB
- X104** – IRIG-B00X, incl. System Contact (Supervision Contact)

# MCDGV4-2C1AGB

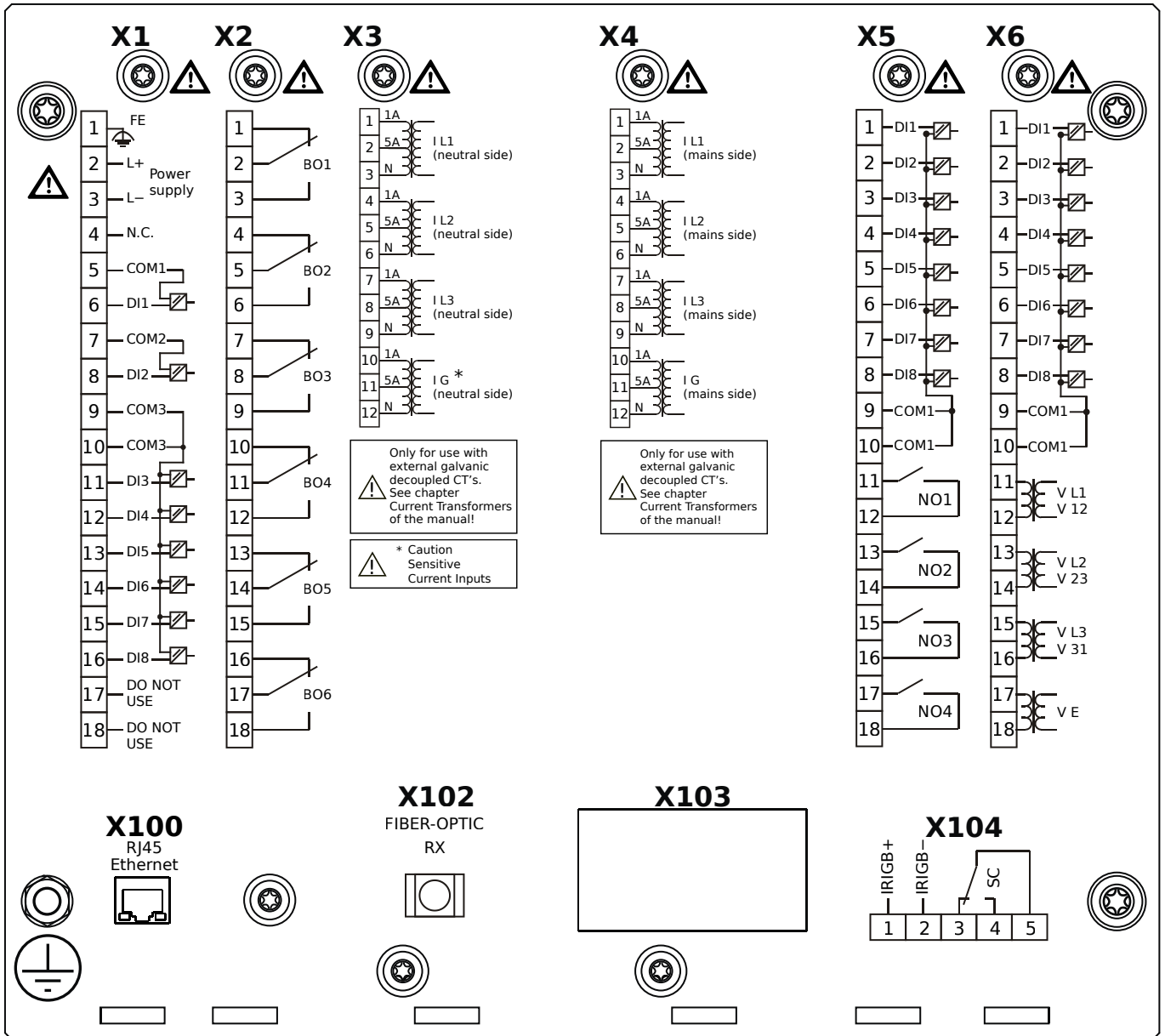


## Housing B2, large display, door mounting

+ Conformal Coating (for installations in harsh environment)

- X1** – DI8-X1: Wide-range power supply unit, incl. 2 non-grouped digital inputs and 6 grouped digital inputs
- X2** – OR6: Assembly Group with 6 Output Relays
- X3** – TIs: Standard phase current measuring card and sensitive ground current measuring (neutral side of the diff. prot.)
- X4** – TI: Standard current measuring card (for the mains side of the differential protection)
- X5** – DI8-OR4: Assembly Group with 8 Digital Inputs and 4 Output Relays
- X6** – TU-DI8: Voltage measuring assembly group with 8 Digital Inputs
- X102** – Universal Resistance-Temperature Detector (URTD) input, Fiber optics interface, Versatile Link
- X103** – Modbus RTU / IEC 60870-5-103 / DNP3.0 RTU, RS485, D-SUB
- X104** – IRIG-B00X, incl. System Contact (Supervision Contact)

# MCDGV4-2C1AHA

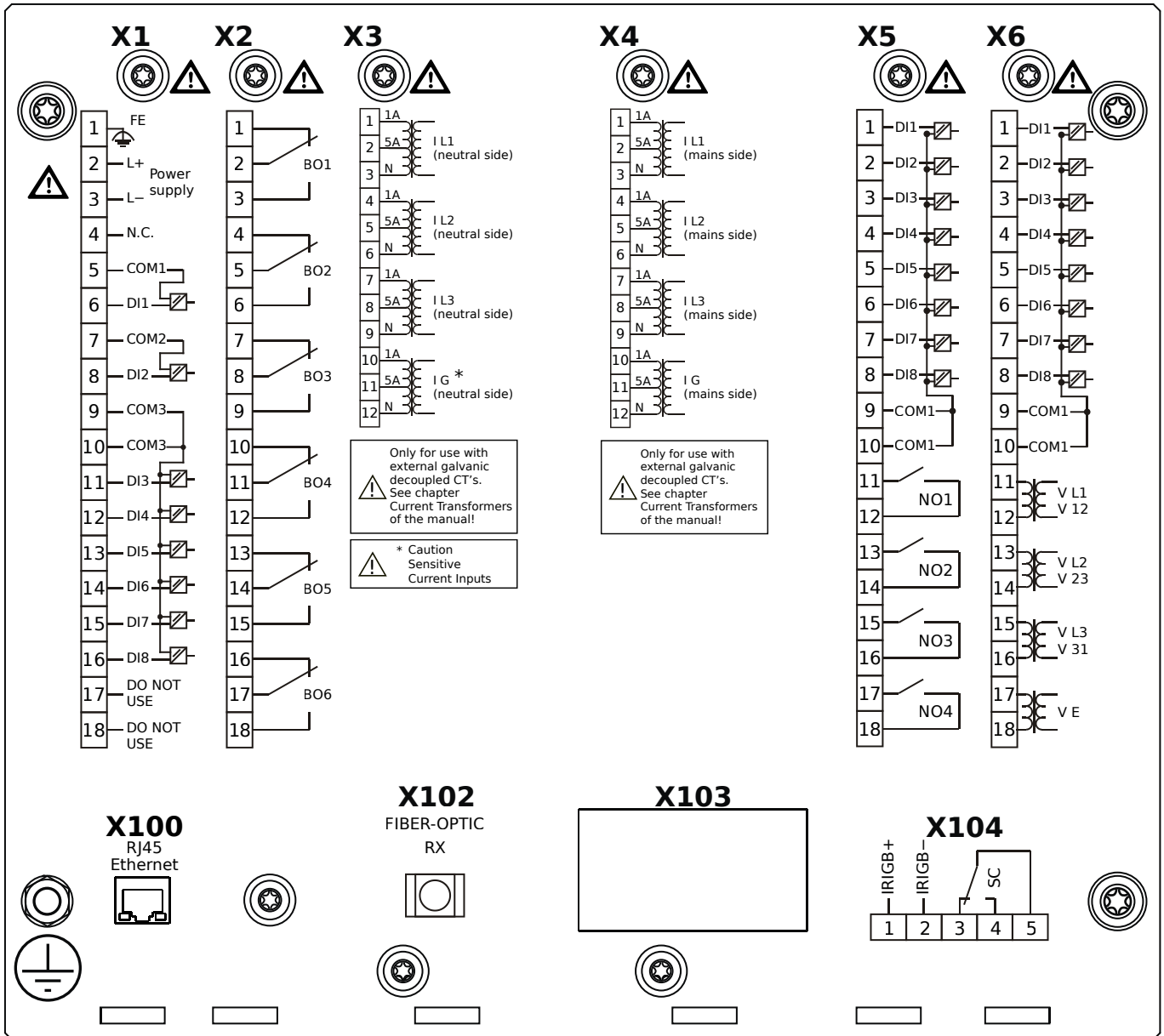


## Housing B2, large display, door mounting

- X1** – DI8-X1: Wide-range power supply unit, incl. 2 non-grouped digital inputs and 6 grouped digital inputs
- X2** – OR6: Assembly Group with 6 Output Relays
- X3** – TIs: Standard phase current measuring card and sensitive ground current measuring (neutral side of the diff. prot.)
- X4** – TI: Standard current measuring card (for the mains side of the differential protection)
- X5** – DI8-OR4: Assembly Group with 8 Digital Inputs and 4 Output Relays
- X6** – TU-DI8: Voltage measuring assembly group with 8 Digital Inputs
- X100** – IEC 61850 / Modbus TCP / DNP3.0 TCP/UDP, Ethernet interface, 100 Mbit/s, RJ45 (BASE100-FX)
- X102** – Universal Resistance-Temperature Detector (URTD) input, Fiber optics interface, Versatile Link
- X104** – IRIG-B00X, incl. System Contact (Supervision Contact)



# MCDGV4-2C1AHB

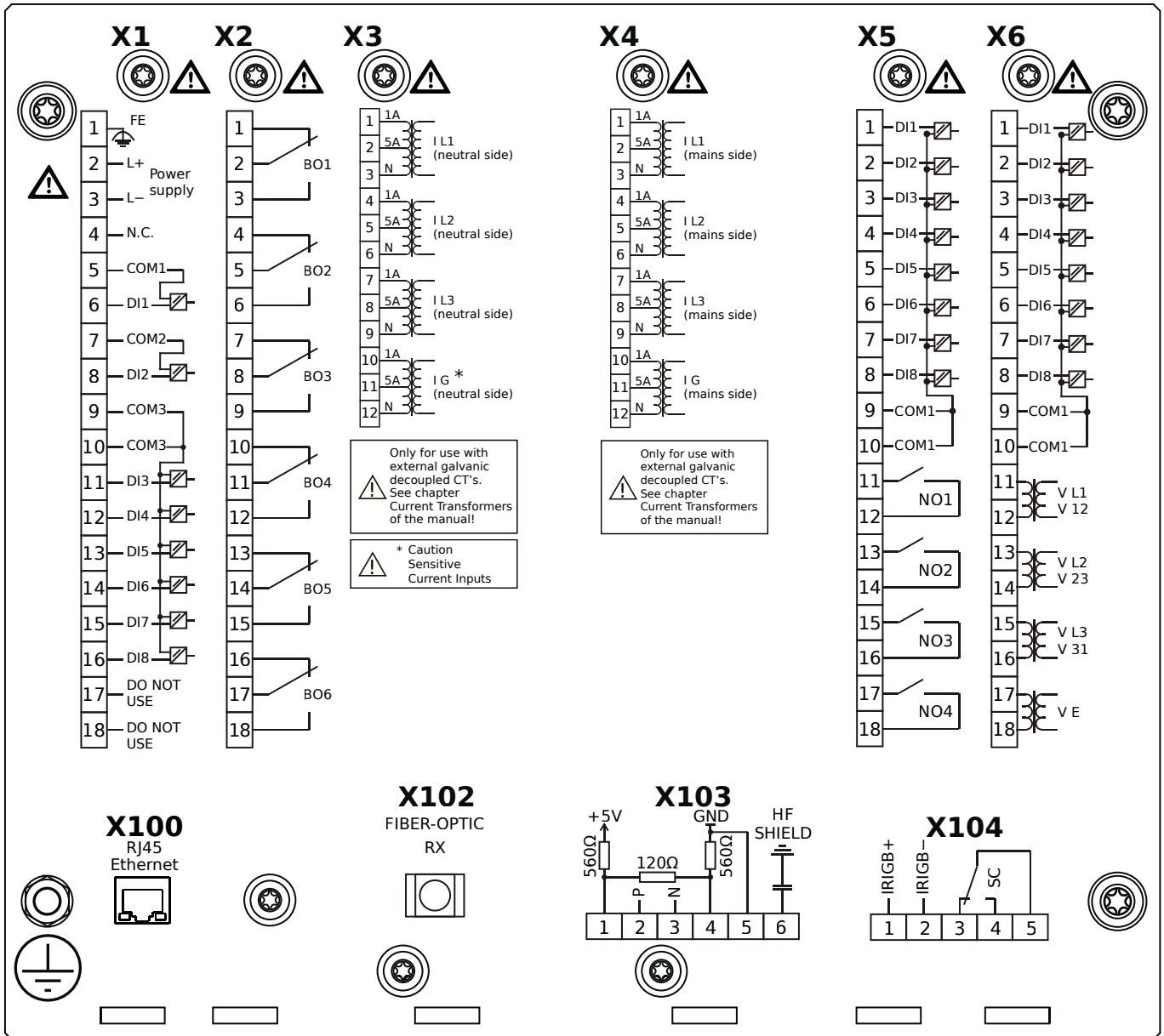


## Housing B2, large display, door mounting

+ Conformal Coating (for installations in harsh environment)

- X1** – DI8-X1: Wide-range power supply unit, incl. 2 non-grouped digital inputs and 6 grouped digital inputs
- X2** – OR6: Assembly Group with 6 Output Relays
- X3** – TIs: Standard phase current measuring card and sensitive ground current measuring (neutral side of the diff. prot.)
- X4** – TI: Standard current measuring card (for the mains side of the differential protection)
- X5** – DI8-OR4: Assembly Group with 8 Digital Inputs and 4 Output Relays
- X6** – TU-DI8: Voltage measuring assembly group with 8 Digital Inputs
- X100** – IEC 61850 / Modbus TCP / DNP3.0 TCP/UDP, Ethernet interface, 100 Mbit/s, RJ45 (BASE100-FX)
- X102** – Universal Resistance-Temperature Detector (URTD) input, Fiber optics interface, Versatile Link
- X104** – IRIG-B00X, incl. System Contact (Supervision Contact)

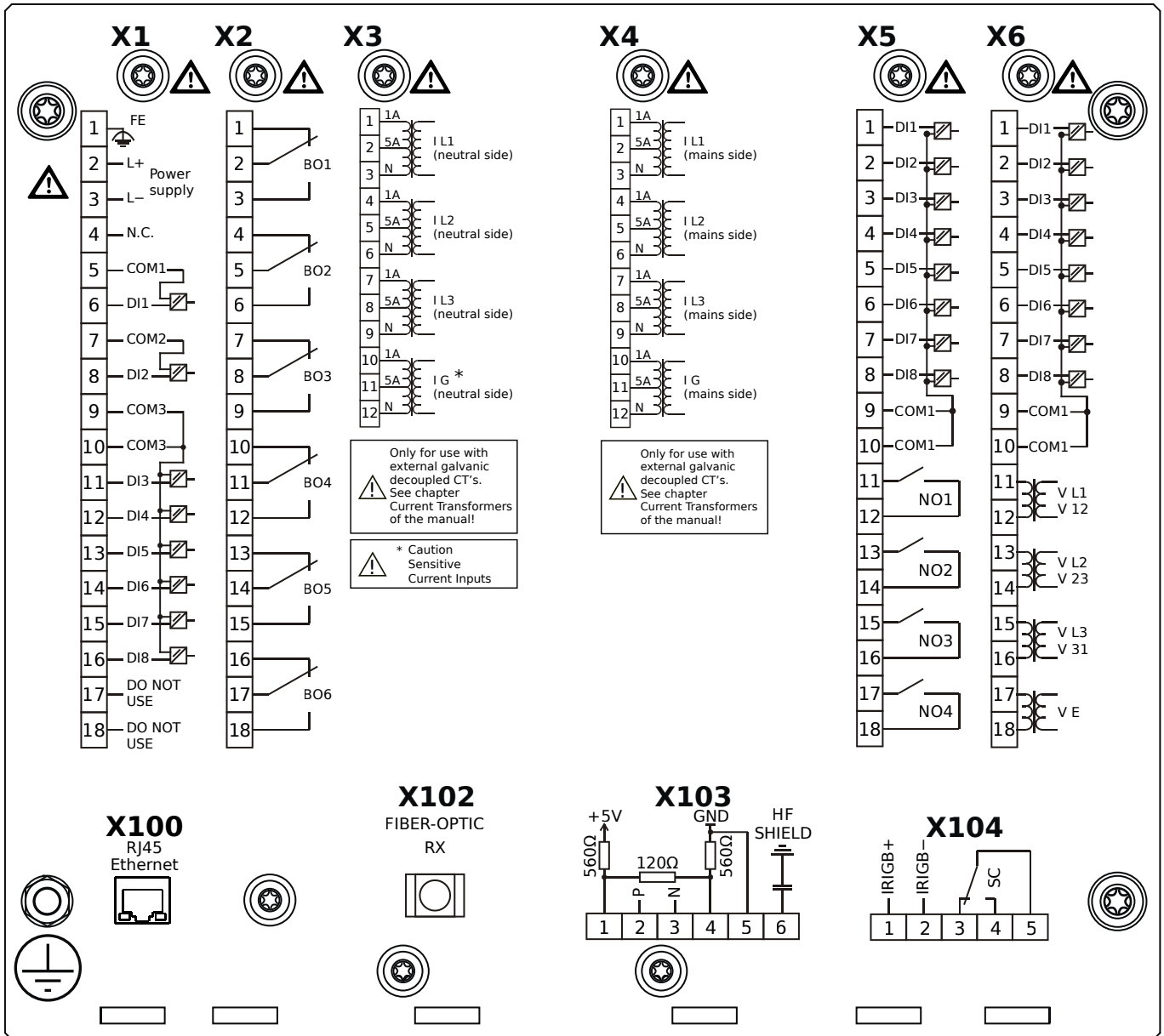
# MCDGV4-2C1AIA



## Housing B2, large display, door mounting

- X1** – DI8-X1: Wide-range power supply unit, incl. 2 non-grouped digital inputs and 6 grouped digital inputs
- X2** – OR6: Assembly Group with 6 Output Relays
- X3** – TIs: Standard phase current measuring card and sensitive ground current measuring (neutral side of the diff. prot.)
- X4** – TI: Standard current measuring card (for the mains side of the differential protection)
- X5** – DI8-OR4: Assembly Group with 8 Digital Inputs and 4 Output Relays
- X6** – TU-DI8: Voltage measuring assembly group with 8 Digital Inputs
- X100** – Modbus TCP / DNP3.0 TCP/UDP, Ethernet interface, 100 Mbit/s, RJ45 (BASE100-FX)
- X102** – Universal Resistance-Temperature Detector (URTD) input, Fiber optics interface, Versatile Link
- X103** – IEC 60870-5-103 / Modbus RTU / DNP3.0 RTU, RS485, Terminals
- X104** – I RIG-B00X, incl. System Contact (Supervision Contact)

# MCDGV4-2C1AIB



## Housing B2, large display, door mounting

+ Conformal Coating (for installations in harsh environment)

**X1** – DI8-X1: Wide-range power supply unit, incl. 2 non-grouped digital inputs and 6 grouped digital inputs

**X2** – OR6: Assembly Group with 6 Output Relays

**X3** – TIs: Standard phase current measuring card and sensitive ground current measuring (neutral side of the diff. prot.)

**X4** – TI: Standard current measuring card (for the mains side of the differential protection)

**X5** – DI8-OR4: Assembly Group with 8 Digital Inputs and 4 Output Relays

**X6** – TU-DI8: Voltage measuring assembly group with 8 Digital Inputs

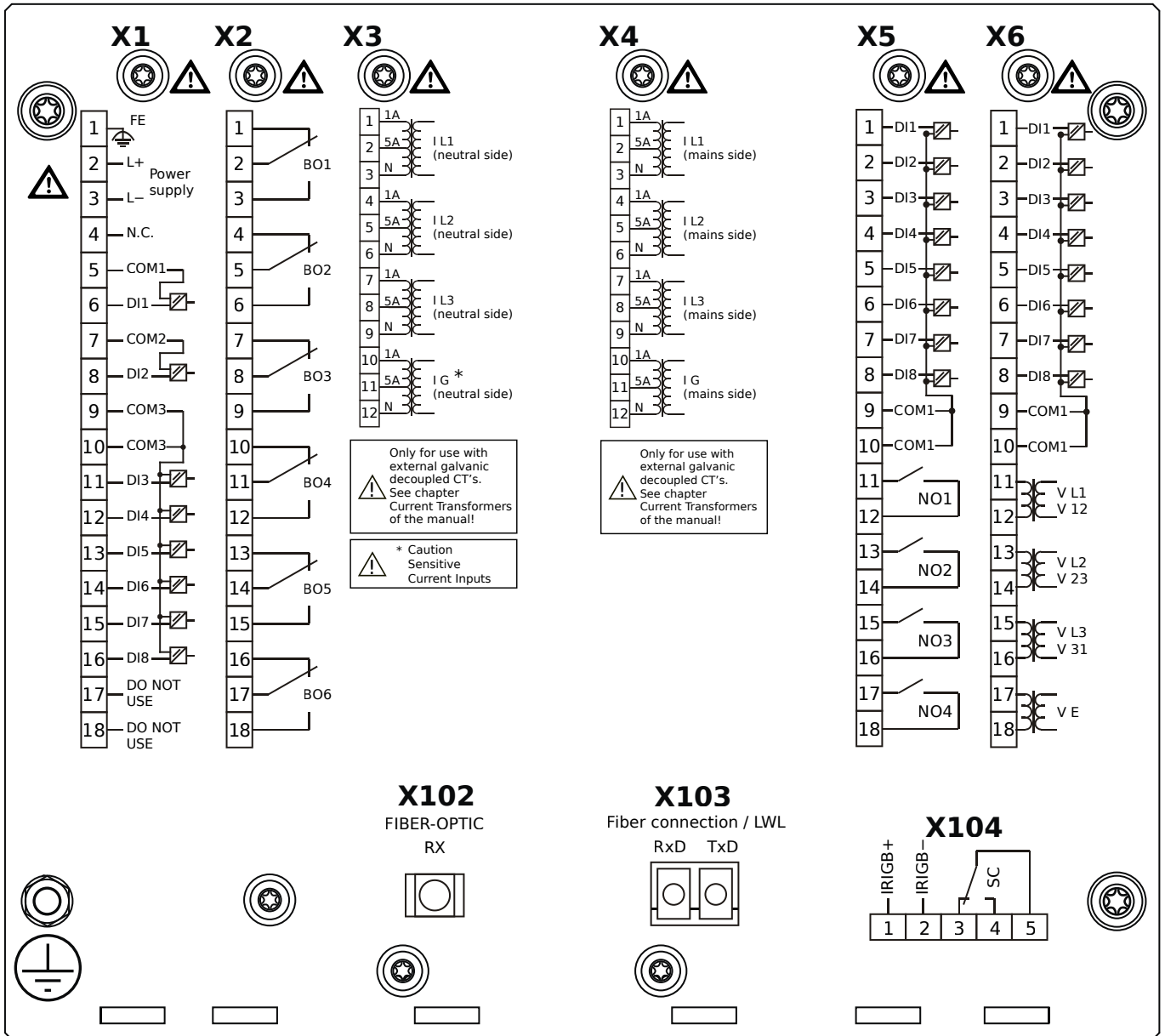
**X100** – Modbus TCP / DNP3.0 TCP/UDP, Ethernet interface, 100 Mbit/s, RJ45 (BASE100-FX)

**X102** – Universal Resistance-Temperature Detector (URTD) input, Fiber optics interface, Versatile Link

**X103** – IEC 60870-5-103 / Modbus RTU / DNP3.0 RTU, RS485, Terminals

**X104** – IRIG-B00X, incl. System Contact (Supervision Contact)

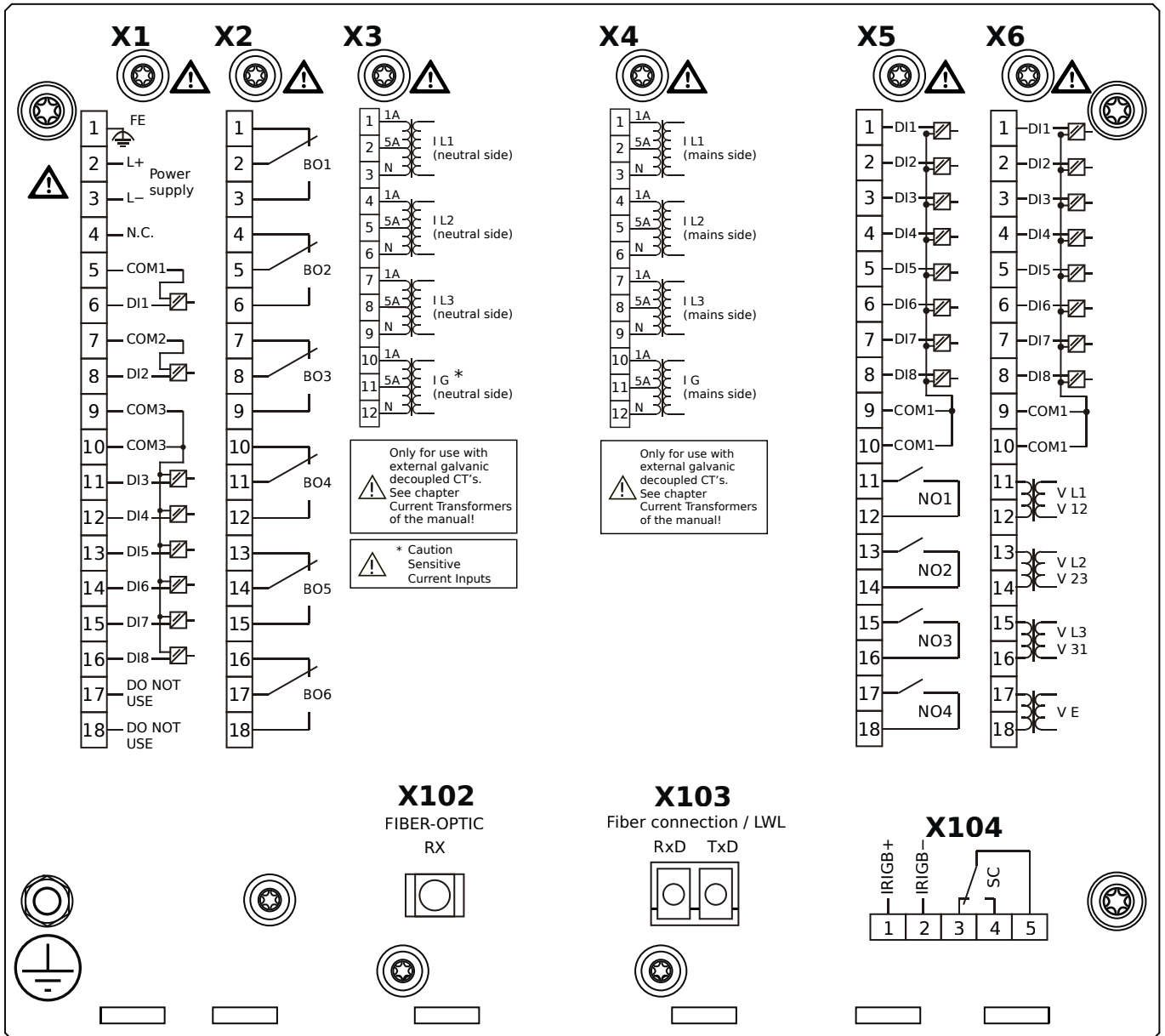
# MCDGV4-2C1AKA



## Housing B2, large display, door mounting

- X1** – DI8-X1: Wide-range power supply unit, incl. 2 non-grouped digital inputs and 6 grouped digital inputs
- X2** – OR6: Assembly Group with 6 Output Relays
- X3** – TIs: Standard phase current measuring card and sensitive ground current measuring (neutral side of the diff. prot.)
- X4** – TI: Standard current measuring card (for the mains side of the differential protection)
- X5** – DI8-OR4: Assembly Group with 8 Digital Inputs and 4 Output Relays
- X6** – TU-DI8: Voltage measuring assembly group with 8 Digital Inputs
- X102** – Universal Resistance-Temperature Detector (URTD) input, Fiber optics interface, Versatile Link
- X103** – IEC 61850 / Modbus TCP / DNP3.0 TCP/UDP, Fiber optics interface, LC Connector
- X104** – IRIG-B00X, incl. System Contact (Supervision Contact)

# MCDGV4-2C1AKB



## Housing B2, large display, door mounting

+ Conformal Coating (for installations in harsh environment)

**X1** – DI8-X1: Wide-range power supply unit, incl. 2 non-grouped digital inputs and 6 grouped digital inputs

**X2** – OR6: Assembly Group with 6 Output Relays

**X3** – TIs: Standard phase current measuring card and sensitive ground current measuring (neutral side of the diff. prot.)

**X4** – TI: Standard current measuring card (for the mains side of the differential protection)

**X5** – DI8-OR4: Assembly Group with 8 Digital Inputs and 4 Output Relays

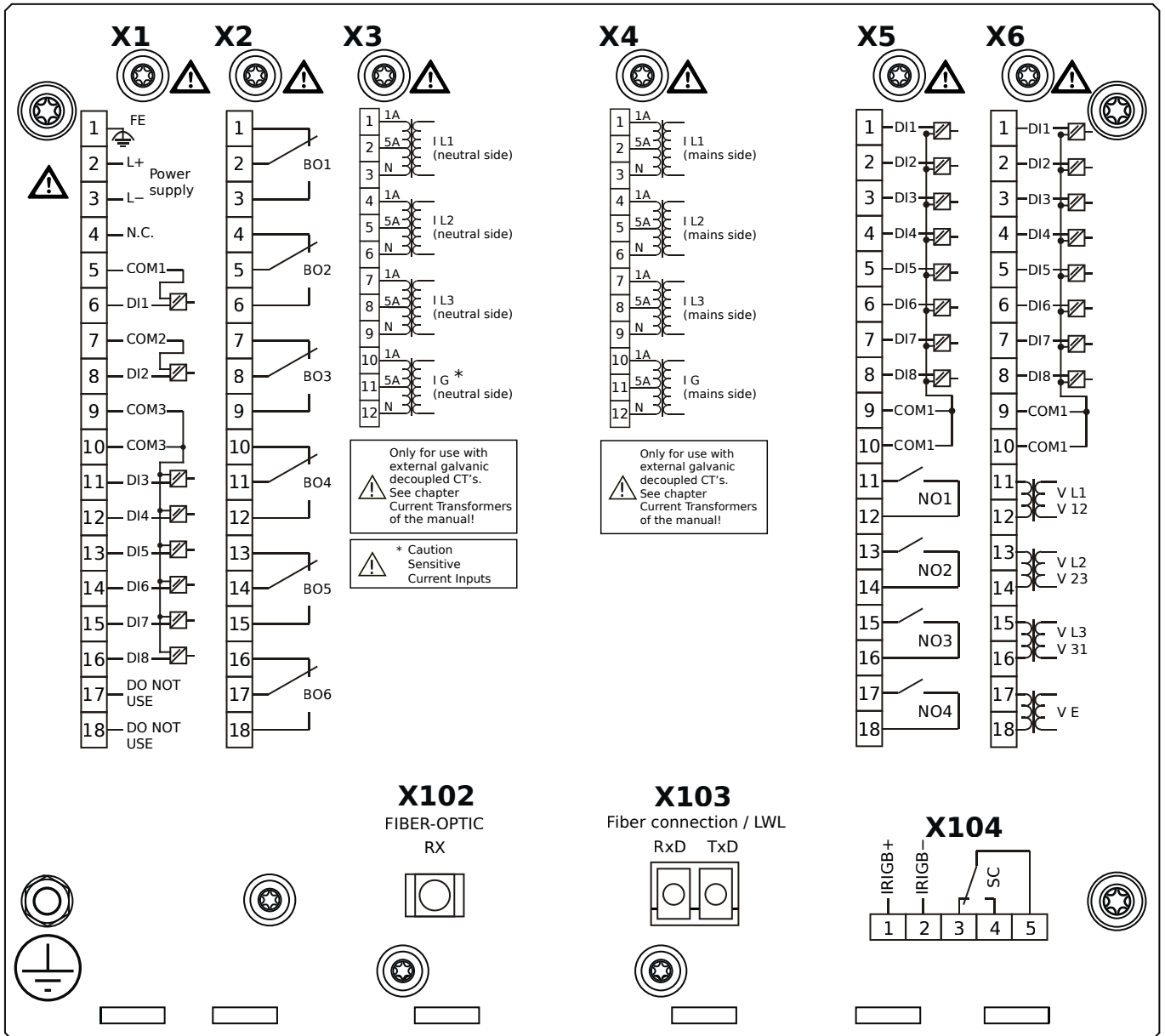
**X6** – TU-DI8: Voltage measuring assembly group with 8 Digital Inputs

**X102** – Universal Resistance-Temperature Detector (URTD) input, Fiber optics interface, Versatile Link

**X103** – IEC 61850 / Modbus TCP / DNP3.0 TCP/UDP, Fiber optics interface, LC Connector

**X104** – IRIG-B00X, incl. System Contact (Supervision Contact)

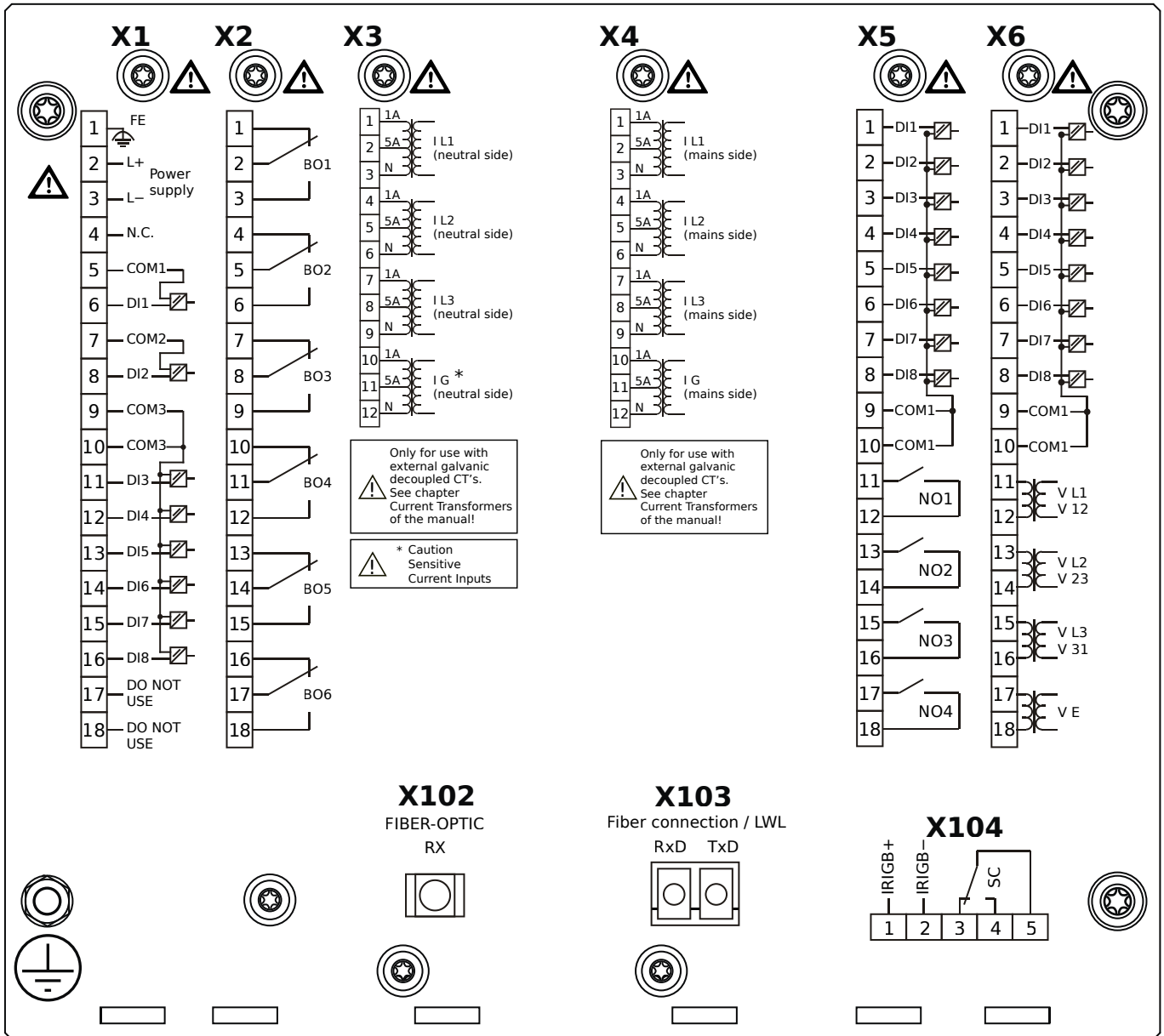
# MCDGV4-2C1ALA



## Housing B2, large display, door mounting

- X1** – DI8-X1: Wide-range power supply unit, incl. 2 non-grouped digital inputs and 6 grouped digital inputs
- X2** – OR6: Assembly Group with 6 Output Relays
- X3** – TIs: Standard phase current measuring card and sensitive ground current measuring (neutral side of the diff. prot.)
- X4** – TI: Standard current measuring card (for the mains side of the differential protection)
- X5** – DI8-OR4: Assembly Group with 8 Digital Inputs and 4 Output Relays
- X6** – TU-DI8: Voltage measuring assembly group with 8 Digital Inputs
- X102** – Universal Resistance-Temperature Detector (URTD) input, Fiber optics interface, Versatile Link
- X103** – Modbus TCP / DNP3.0 TCP/UDP, Fiber optics interface, LC Connector
- X104** – IRIG-B00X, incl. System Contact (Supervision Contact)

# MCDGV4-2C1ALB

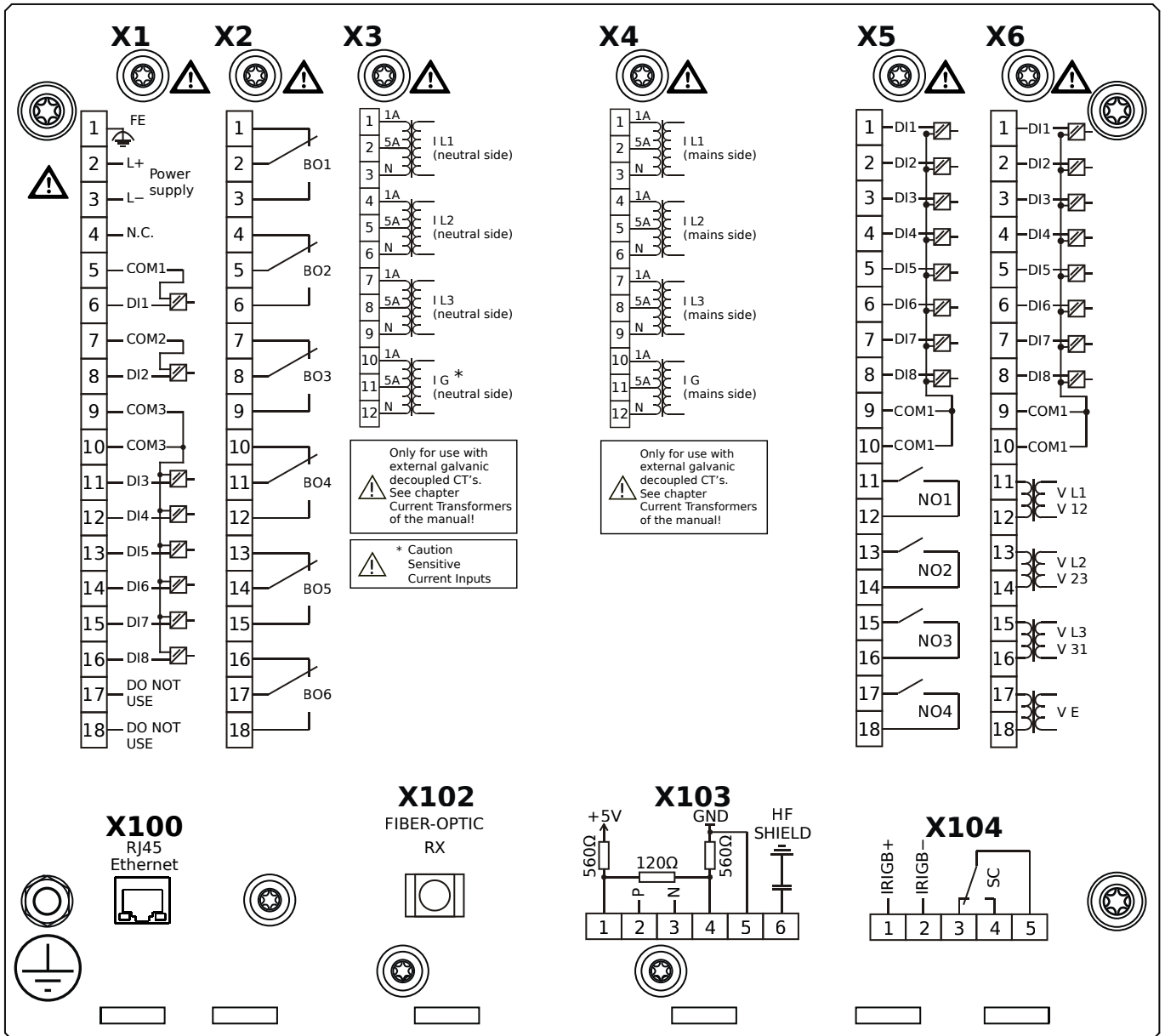


## Housing B2, large display, door mounting

+ Conformal Coating (for installations in harsh environment)

- X1** – DI8-X1: Wide-range power supply unit, incl. 2 non-grouped digital inputs and 6 grouped digital inputs
- X2** – OR6: Assembly Group with 6 Output Relays
- X3** – TIs: Standard phase current measuring card and sensitive ground current measuring (neutral side of the diff. prot.)
- X4** – TI: Standard current measuring card (for the mains side of the differential protection)
- X5** – DI8-OR4: Assembly Group with 8 Digital Inputs and 4 Output Relays
- X6** – TU-DI8: Voltage measuring assembly group with 8 Digital Inputs
- X102** – Universal Resistance-Temperature Detector (URTD) input, Fiber optics interface, Versatile Link
- X103** – Modbus TCP / DNP3.0 TCP/UDP, Fiber optics interface, LC Connector
- X104** – IRIG-B00X, incl. System Contact (Supervision Contact)

# MCDGV4-2C1ATA

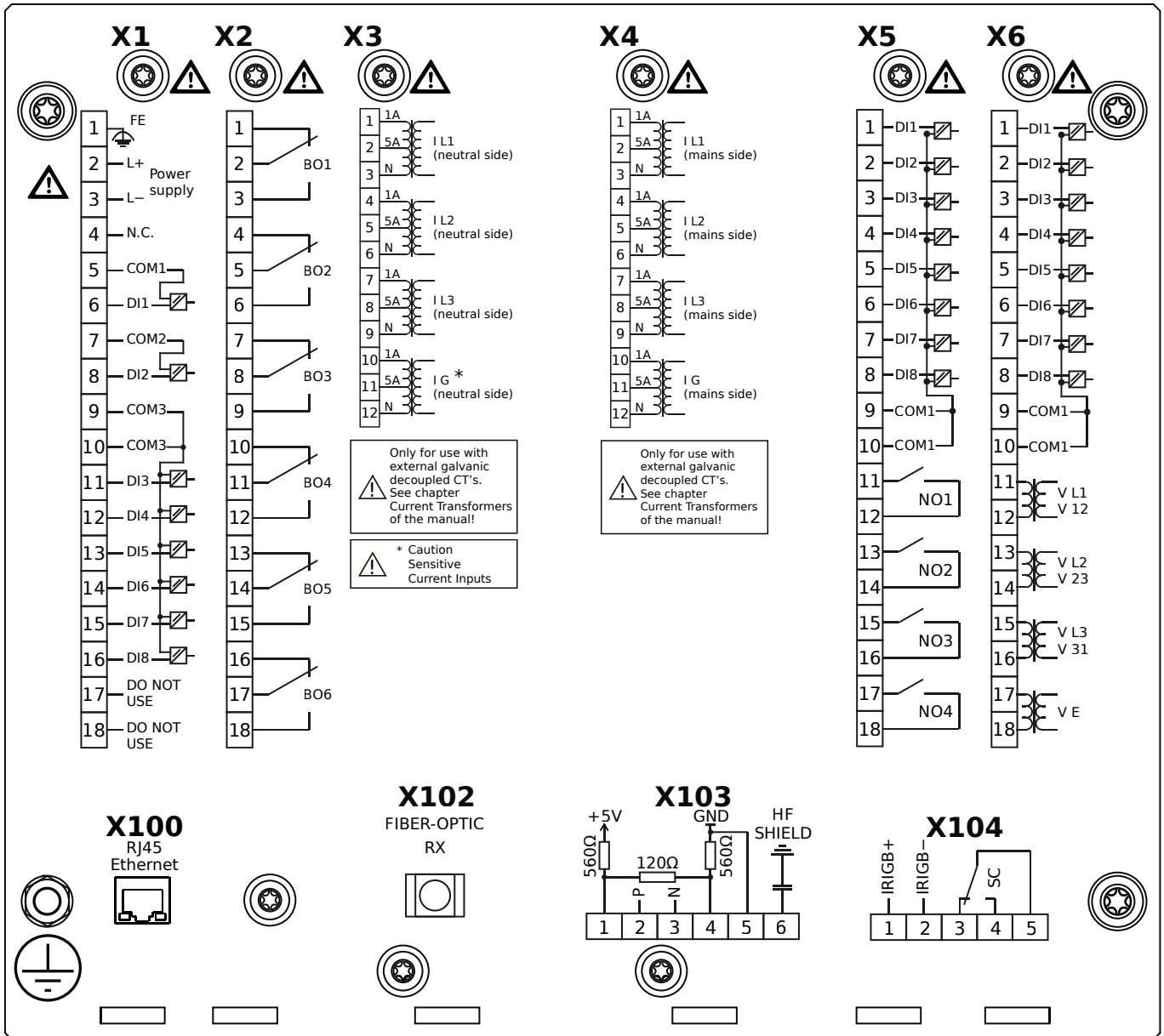


## Housing B2, large display, door mounting

- X1** – DI8-X1: Wide-range power supply unit, incl. 2 non-grouped digital inputs and 6 grouped digital inputs
- X2** – OR6: Assembly Group with 6 Output Relays
- X3** – TIs: Standard phase current measuring card and sensitive ground current measuring (neutral side of the diff. prot.)
- X4** – TI: Standard current measuring card (for the mains side of the differential protection)
- X5** – DI8-OR4: Assembly Group with 8 Digital Inputs and 4 Output Relays
- X6** – TU-DI8: Voltage measuring assembly group with 8 Digital Inputs
- X100** – IEC 61850 / Modbus TCP / DNP3.0 TCP/UDP, Ethernet interface, 100 Mbit/s, RJ45 (BASE100-FX)
- X102** – Universal Resistance-Temperature Detector (URTD) input, Fiber optics interface, Versatile Link
- X103** – IEC 60870-5-103 / Modbus RTU / DNP3.0 RTU, RS485, Terminals
- X104** – I RIG-B00X, incl. System Contact (Supervision Contact)



# MCDGV4-2C1ATB

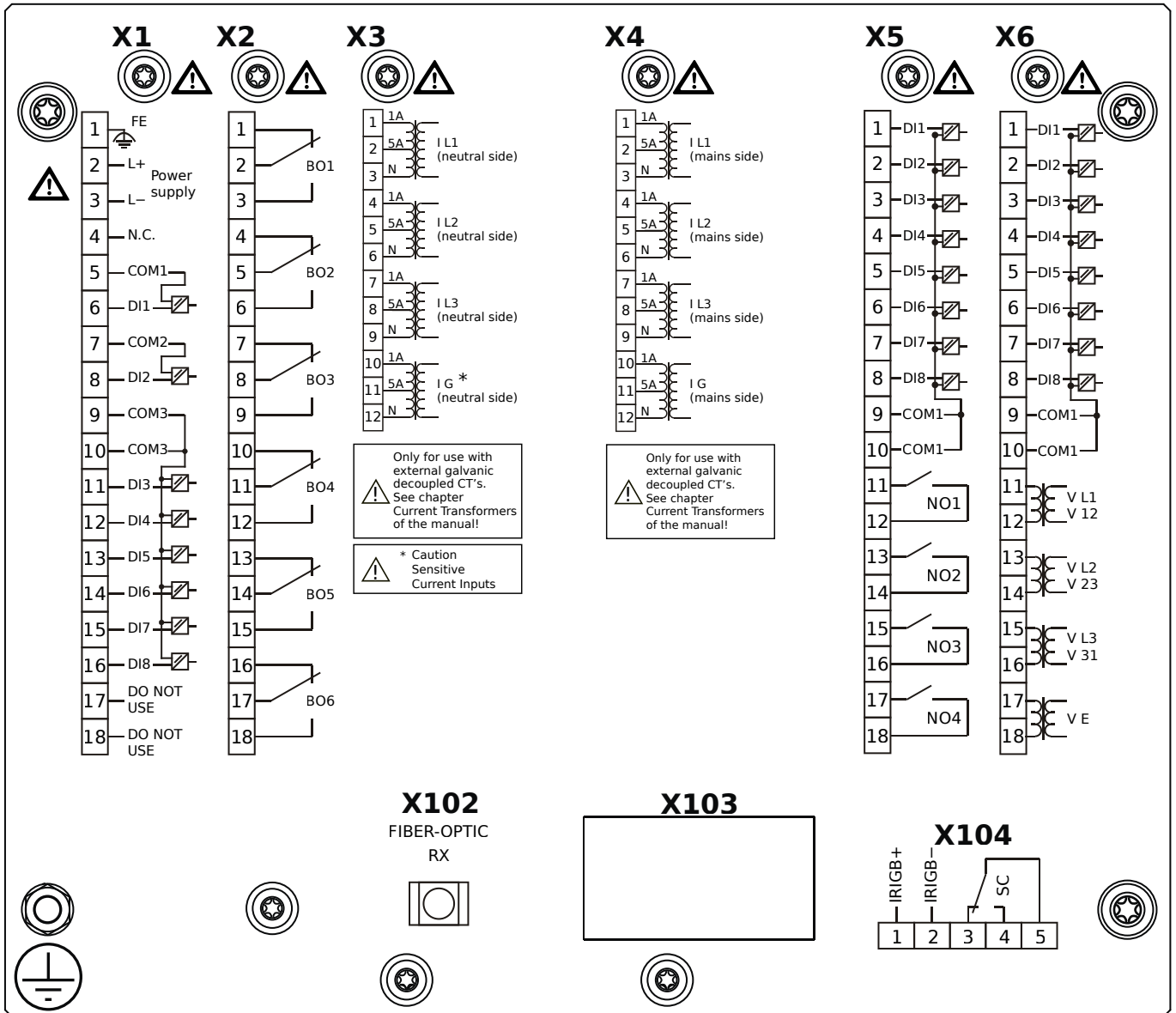


## Housing B2, large display, door mounting

+ Conformal Coating (for installations in harsh environment)

- X1** – DI8-X1: Wide-range power supply unit, incl. 2 non-grouped digital inputs and 6 grouped digital inputs
- X2** – OR6: Assembly Group with 6 Output Relays
- X3** – TIs: Standard phase current measuring card and sensitive ground current measuring (neutral side of the diff. prot.)
- X4** – TI: Standard current measuring card (for the mains side of the differential protection)
- X5** – DI8-OR4: Assembly Group with 8 Digital Inputs and 4 Output Relays
- X6** – TU-DI8: Voltage measuring assembly group with 8 Digital Inputs
- X100** – IEC 61850 / Modbus TCP / DNP3.0 TCP/UDP, Ethernet interface, 100 Mbit/s, RJ45 (BASE100-FX)
- X102** – Universal Resistance-Temperature Detector (URTD) input, Fiber optics interface, Versatile Link
- X103** – IEC 60870-5-103 / Modbus RTU / DNP3.0 RTU, RS485, Terminals
- X104** – IRIG-B00X, incl. System Contact (Supervision Contact)

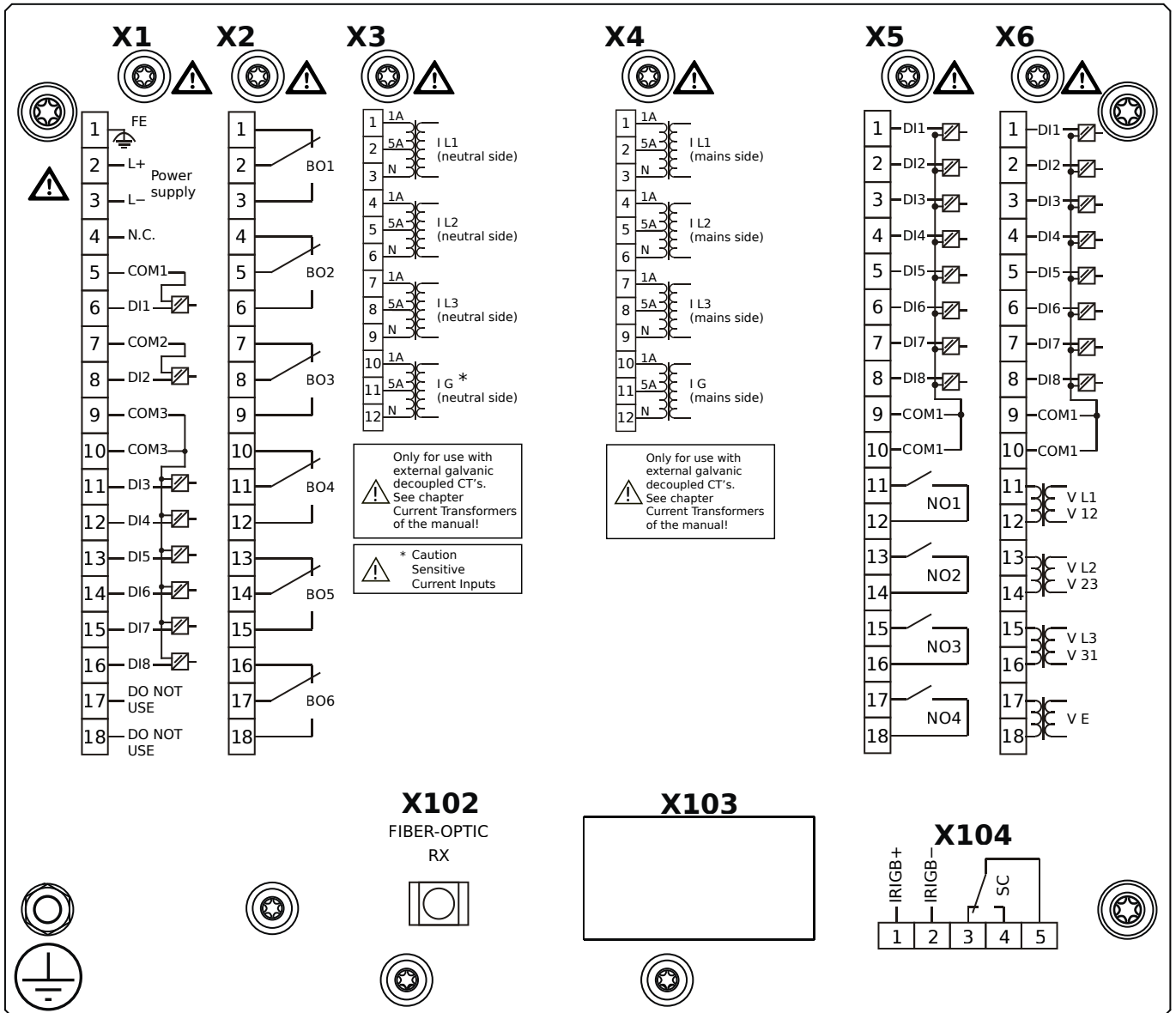
# MCDGV4-2C1BAA



## Housing B2, large display, 19" rack mounting

- X1** – DI8-X1: Wide-range power supply unit, incl. 2 non-grouped digital inputs and 6 grouped digital inputs
- X2** – OR6: Assembly Group with 6 Output Relays
- X3** – TIs: Standard phase current measuring card and sensitive ground current measuring (neutral side of the diff. prot.)
- X4** – TI: Standard current measuring card (for the mains side of the differential protection)
- X5** – DI8-OR4: Assembly Group with 8 Digital Inputs and 4 Output Relays
- X6** – TU-DI8: Voltage measuring assembly group with 8 Digital Inputs
- X102** – Universal Resistance-Temperature Detector (URTD) input, Fiber optics interface, Versatile Link
- X104** – IRIG-B00X, incl. System Contact (Supervision Contact)

# MCDGV4-2C1BAB

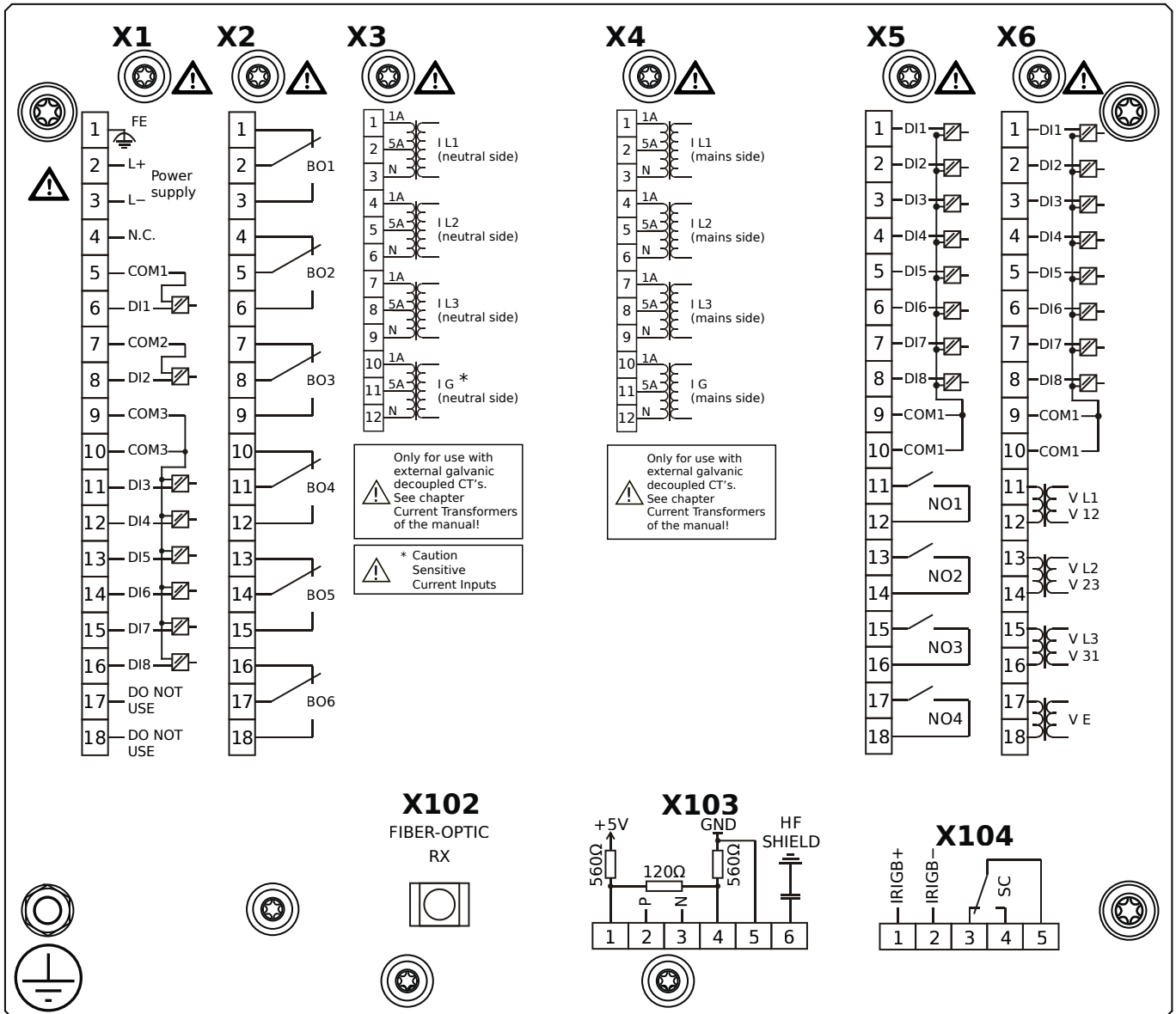


## Housing B2, large display, 19" rack mounting

+ Conformal Coating (for installations in harsh environment)

- X1** – DI8-X1: Wide-range power supply unit, incl. 2 non-grouped digital inputs and 6 grouped digital inputs
- X2** – OR6: Assembly Group with 6 Output Relays
- X3** – TIs: Standard phase current measuring card and sensitive ground current measuring (neutral side of the diff. prot.)
- X4** – TI: Standard current measuring card (for the mains side of the differential protection)
- X5** – DI8-OR4: Assembly Group with 8 Digital Inputs and 4 Output Relays
- X6** – TU-DI8: Voltage measuring assembly group with 8 Digital Inputs
- X102** – Universal Resistance-Temperature Detector (URTD) input, Fiber optics interface, Versatile Link
- X104** – IRIG-B00X, incl. System Contact (Supervision Contact)

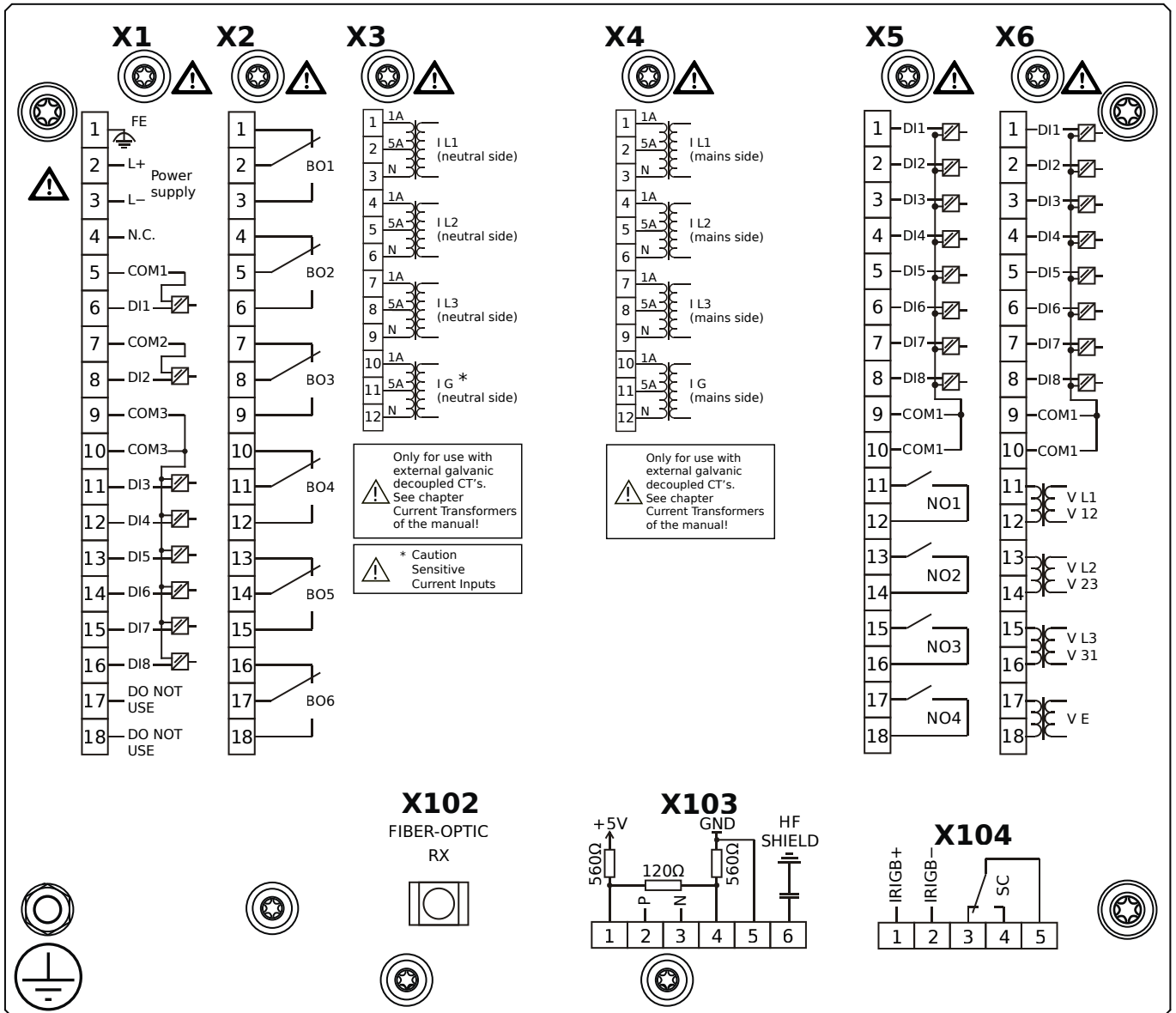
# MCDGV4-2C1BBA



## Housing B2, large display, 19" rack mounting

- X1** – DI8-X1: Wide-range power supply unit, incl. 2 non-grouped digital inputs and 6 grouped digital inputs
- X2** – OR6: Assembly Group with 6 Output Relays
- X3** – TIs: Standard phase current measuring card and sensitive ground current measuring (neutral side of the diff. prot.)
- X4** – TI: Standard current measuring card (for the mains side of the differential protection)
- X5** – DI8-OR4: Assembly Group with 8 Digital Inputs and 4 Output Relays
- X6** – TU-DI8: Voltage measuring assembly group with 8 Digital Inputs
- X102** – Universal Resistance-Temperature Detector (URTD) input, Fiber optics interface, Versatile Link
- X103** – Modbus RTU / IEC 60870-5-103 / DNP3.0 RTU, RS485, Terminals
- X104** – IRIG-B00X, incl. System Contact (Supervision Contact)

# MCDGV4-2C1BBB



## Housing B2, large display, 19" rack mounting

+ Conformal Coating (for installations in harsh environment)

**X1** – DI8-X1: Wide-range power supply unit, incl. 2 non-grouped digital inputs and 6 grouped digital inputs

**X2** – OR6: Assembly Group with 6 Output Relays

**X3** – TIs: Standard phase current measuring card and sensitive ground current measuring (neutral side of the diff. prot.)

**X4** – TI: Standard current measuring card (for the mains side of the differential protection)

**X5** – DI8-OR4: Assembly Group with 8 Digital Inputs and 4 Output Relays

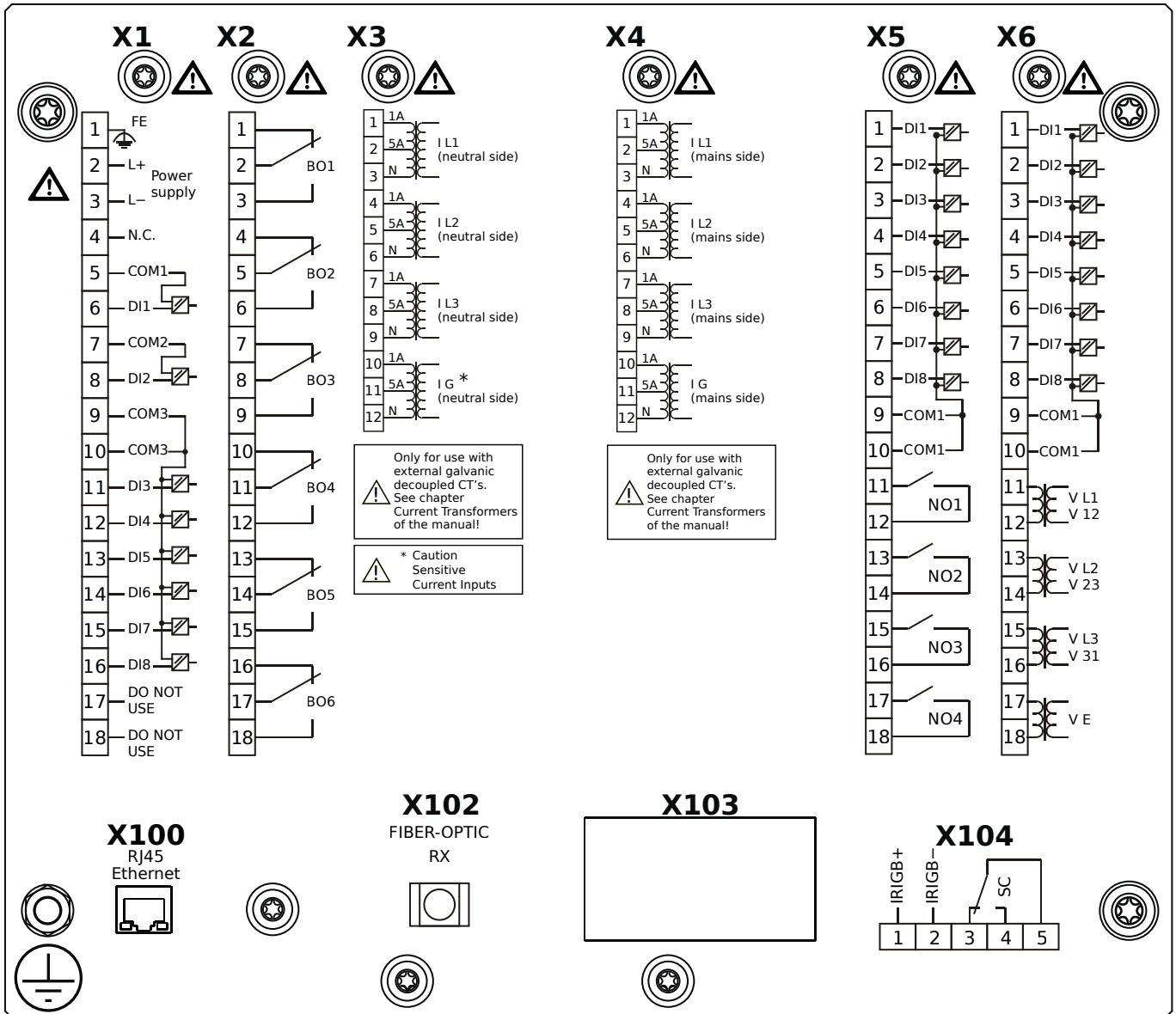
**X6** – TU-DI8: Voltage measuring assembly group with 8 Digital Inputs

**X102** – Universal Resistance-Temperature Detector (URTD) input, Fiber optics interface, Versatile Link

**X103** – Modbus RTU / IEC 60870-5-103 / DNP3.0 RTU, RS485, Terminals

**X104** – IRIG-B00X, incl. System Contact (Supervision Contact)

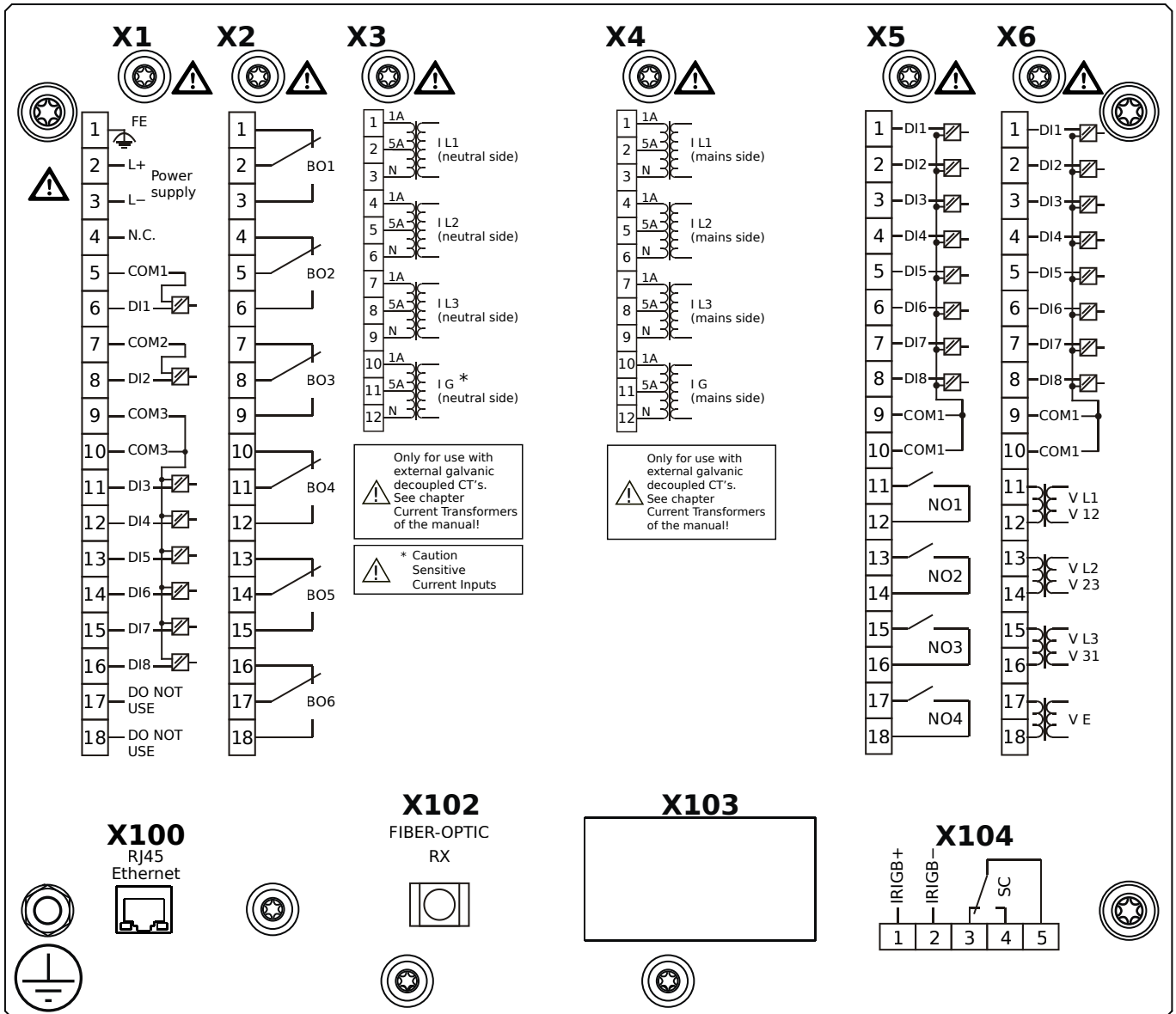
# MCDGV4-2C1BCA



## Housing B2, large display, 19" rack mounting

- X1** – DI8-X1: Wide-range power supply unit, incl. 2 non-grouped digital inputs and 6 grouped digital inputs
- X2** – OR6: Assembly Group with 6 Output Relays
- X3** – TIs: Standard phase current measuring card and sensitive ground current measuring (neutral side of the diff. prot.)
- X4** – TI: Standard current measuring card (for the mains side of the differential protection)
- X5** – DI8-OR4: Assembly Group with 8 Digital Inputs and 4 Output Relays
- X6** – TU-DI8: Voltage measuring assembly group with 8 Digital Inputs
- X100** – Modbus TCP / DNP3.0 TCP/UDP, Ethernet interface, 100 Mbit/s, RJ45 (BASE100-FX)
- X102** – Universal Resistance-Temperature Detector (URTD) input, Fiber optics interface, Versatile Link
- X104** – IRIG-B00X, incl. System Contact (Supervision Contact)

# MCDGV4-2C1BCB

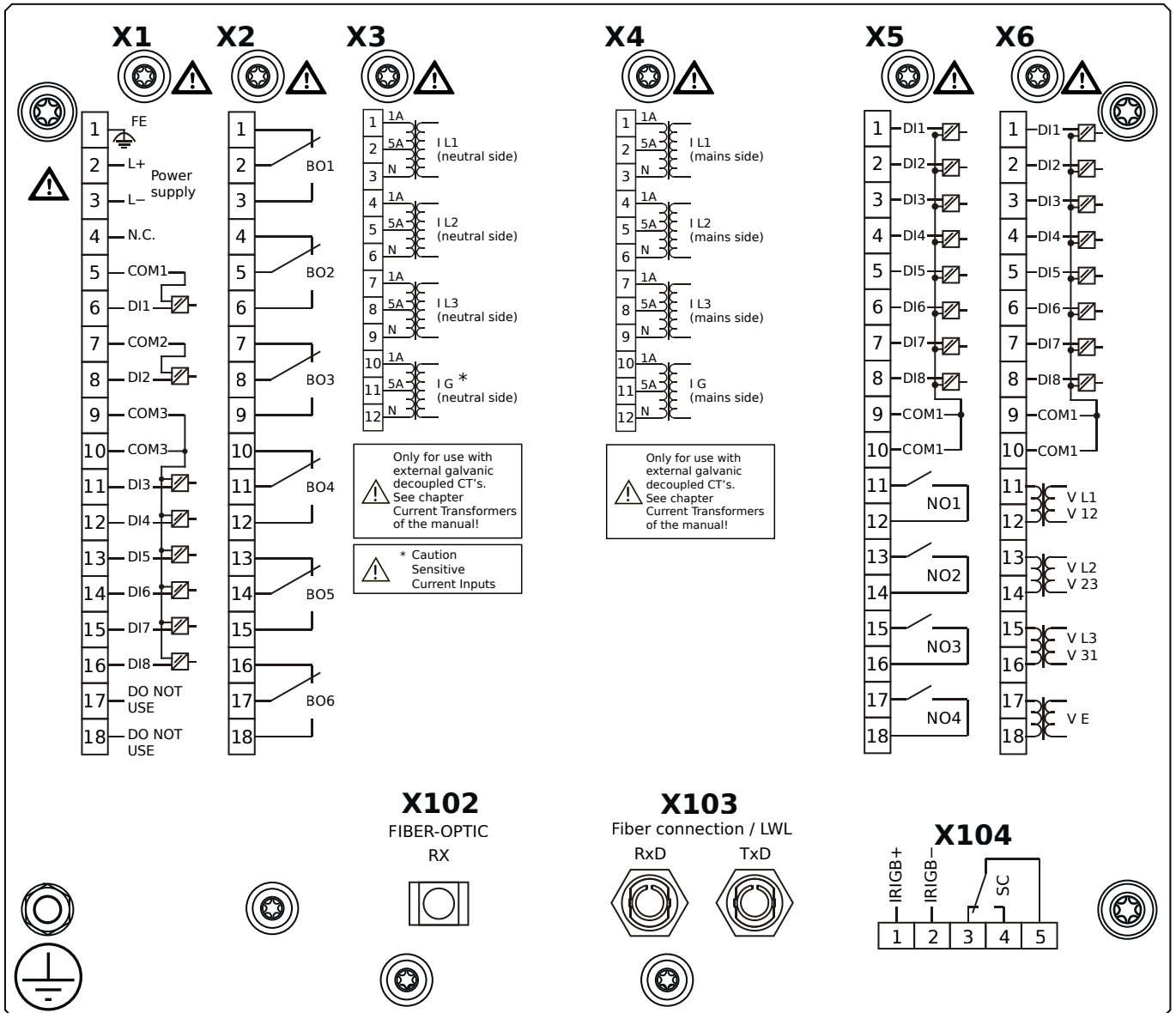


## Housing B2, large display, 19" rack mounting

+ Conformal Coating (for installations in harsh environment)

- X1** – DI8-X1: Wide-range power supply unit, incl. 2 non-grouped digital inputs and 6 grouped digital inputs
- X2** – OR6: Assembly Group with 6 Output Relays
- X3** – TIs: Standard phase current measuring card and sensitive ground current measuring (neutral side of the diff. prot.)
- X4** – TI: Standard current measuring card (for the mains side of the differential protection)
- X5** – DI8-OR4: Assembly Group with 8 Digital Inputs and 4 Output Relays
- X6** – TU-DI8: Voltage measuring assembly group with 8 Digital Inputs
- X100** – Modbus TCP / DNP3.0 TCP/UDP, Ethernet interface, 100 Mbit/s, RJ45 (BASE100-FX)
- X102** – Universal Resistance-Temperature Detector (URTD) input, Fiber optics interface, Versatile Link
- X104** – IRIG-B00X, incl. System Contact (Supervision Contact)

# MCDGV4-2C1BDA

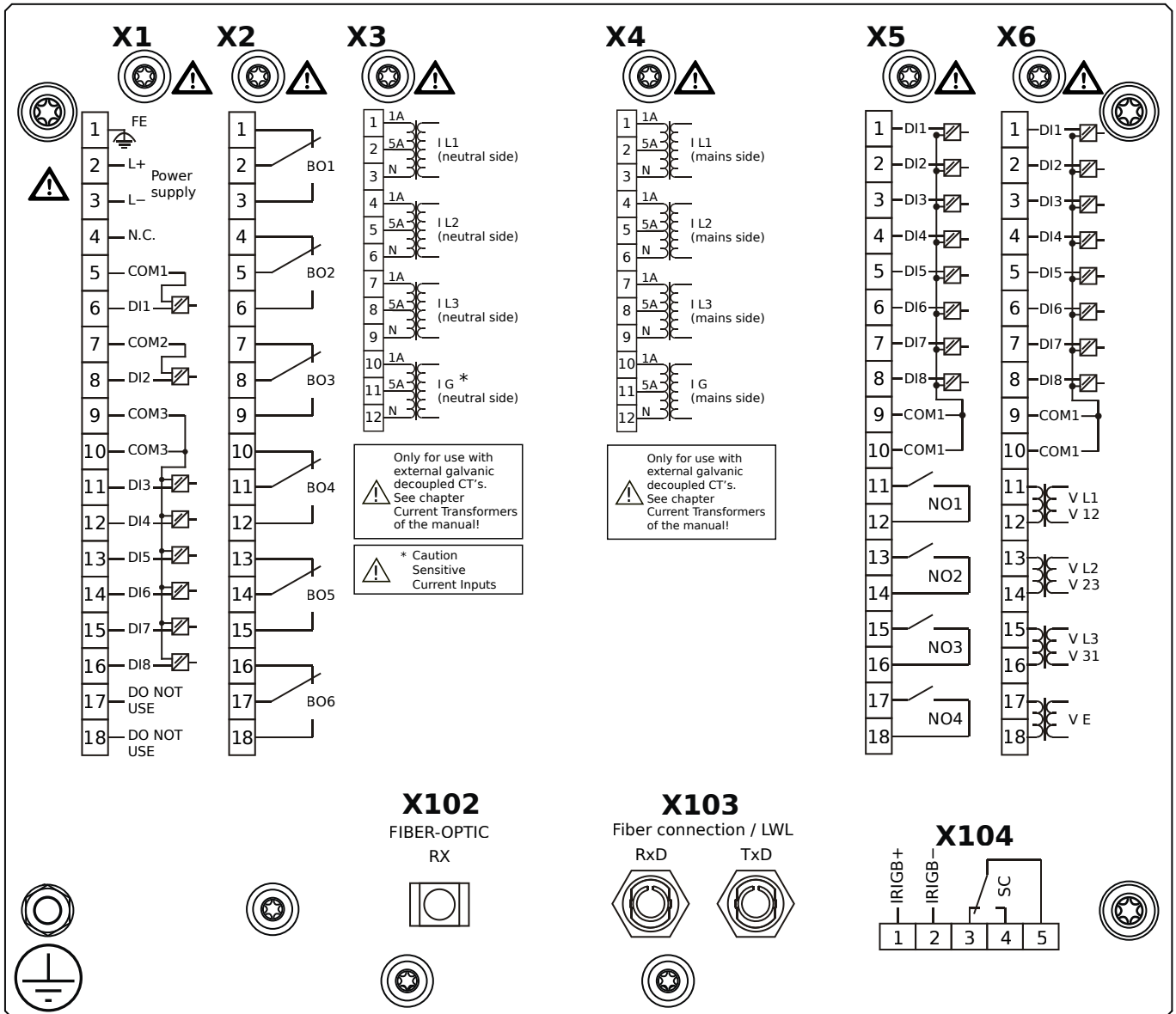


## Housing B2, large display, 19" rack mounting

- X1** – DI8-X1: Wide-range power supply unit, incl. 2 non-grouped digital inputs and 6 grouped digital inputs
- X2** – OR6: Assembly Group with 6 Output Relays
- X3** – TIs: Standard phase current measuring card and sensitive ground current measuring (neutral side of the diff. prot.)
- X4** – TI: Standard current measuring card (for the mains side of the differential protection)
- X5** – DI8-OR4: Assembly Group with 8 Digital Inputs and 4 Output Relays
- X6** – TU-DI8: Voltage measuring assembly group with 8 Digital Inputs
- X102** – Universal Resistance-Temperature Detector (URTD) input, Fiber optics interface, Versatile Link
- X103** – Profibus-DP, Fiber optics interface, ST Connector
- X104** – IRIG-B00X, incl. System Contact (Supervision Contact)



# MCDGV4-2C1BDB



## Housing B2, large display, 19" rack mounting

+ Conformal Coating (for installations in harsh environment)

**X1** – DI8-X1: Wide-range power supply unit, incl. 2 non-grouped digital inputs and 6 grouped digital inputs

**X2** – OR6: Assembly Group with 6 Output Relays

**X3** – TIs: Standard phase current measuring card and sensitive ground current measuring (neutral side of the diff. prot.)

**X4** – TI: Standard current measuring card (for the mains side of the differential protection)

**X5** – DI8-OR4: Assembly Group with 8 Digital Inputs and 4 Output Relays

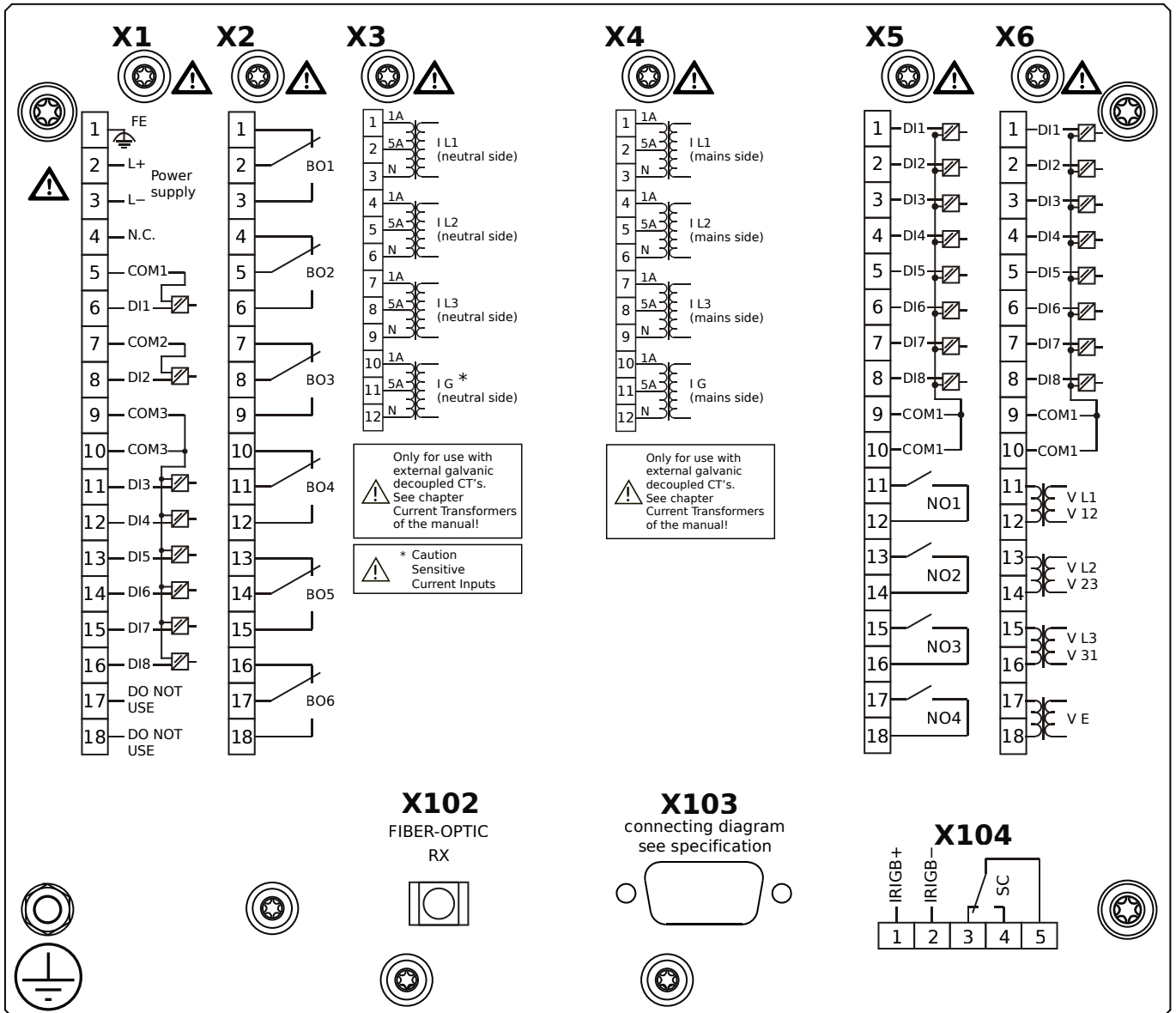
**X6** – TU-DI8: Voltage measuring assembly group with 8 Digital Inputs

**X102** – Universal Resistance-Temperature Detector (URTD) input, Fiber optics interface, Versatile Link

**X103** – Profibus-DP, Fiber optics interface, ST Connector

**X104** – IRIG-B00X, incl. System Contact (Supervision Contact)

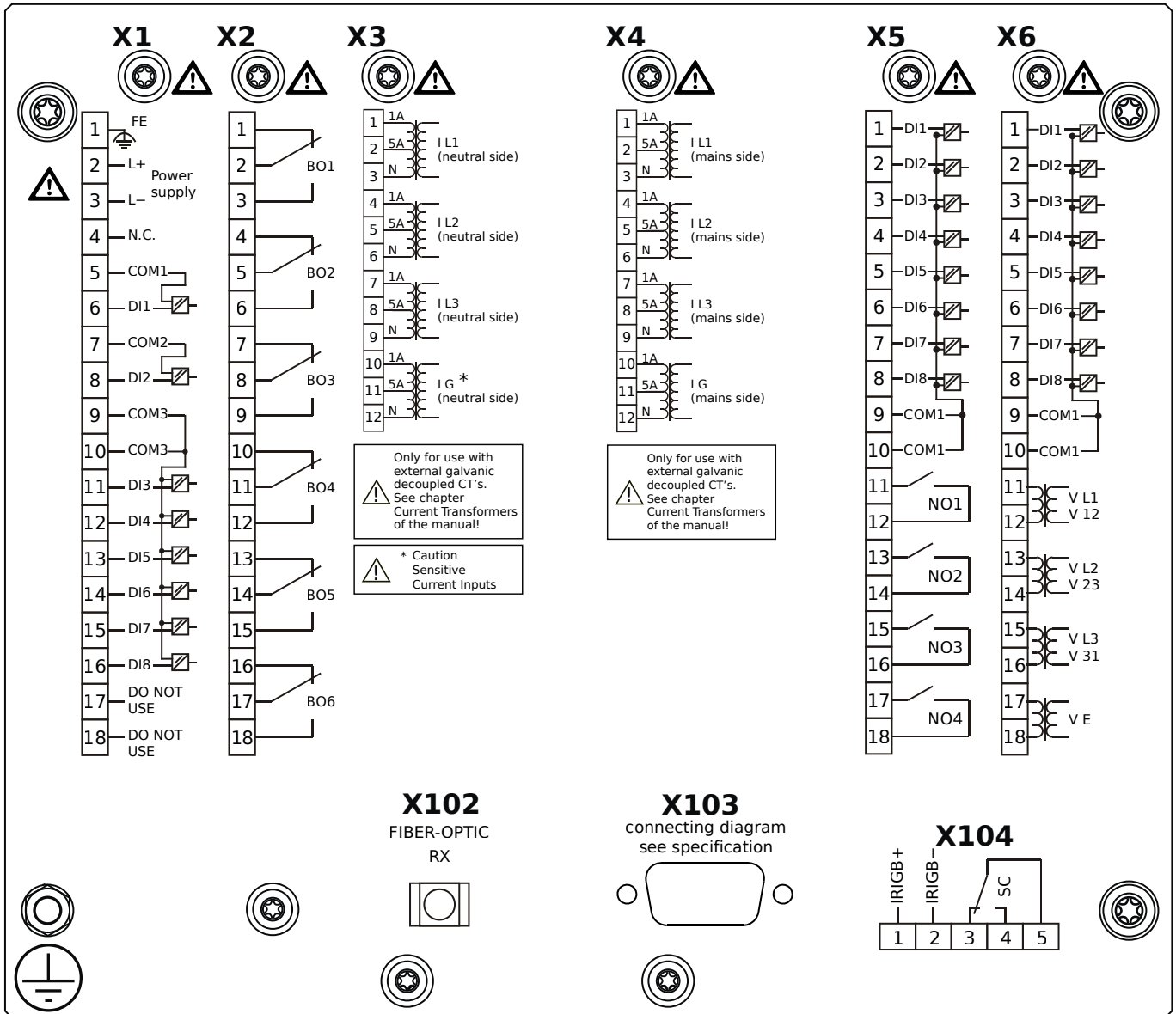
# MCDGV4-2C1BEA



## Housing B2, large display, 19" rack mounting

- X1** – DI8-X1: Wide-range power supply unit, incl. 2 non-grouped digital inputs and 6 grouped digital inputs
- X2** – OR6: Assembly Group with 6 Output Relays
- X3** – TIs: Standard phase current measuring card and sensitive ground current measuring (neutral side of the diff. prot.)
- X4** – TI: Standard current measuring card (for the mains side of the differential protection)
- X5** – DI8-OR4: Assembly Group with 8 Digital Inputs and 4 Output Relays
- X6** – TU-DI8: Voltage measuring assembly group with 8 Digital Inputs
- X102** – Universal Resistance-Temperature Detector (URTD) input, Fiber optics interface, Versatile Link
- X103** – Profibus-DP, RS485, D-SUB
- X104** – IRIG-B00X, incl. System Contact (Supervision Contact)

# MCDGV4-2C1BEB



## Housing B2, large display, 19" rack mounting

+ Conformal Coating (for installations in harsh environment)

**X1** – DI8-X1: Wide-range power supply unit, incl. 2 non-grouped digital inputs and 6 grouped digital inputs

**X2** – OR6: Assembly Group with 6 Output Relays

**X3** – TIs: Standard phase current measuring card and sensitive ground current measuring (neutral side of the diff. prot.)

**X4** – TI: Standard current measuring card (for the mains side of the differential protection)

**X5** – DI8-OR4: Assembly Group with 8 Digital Inputs and 4 Output Relays

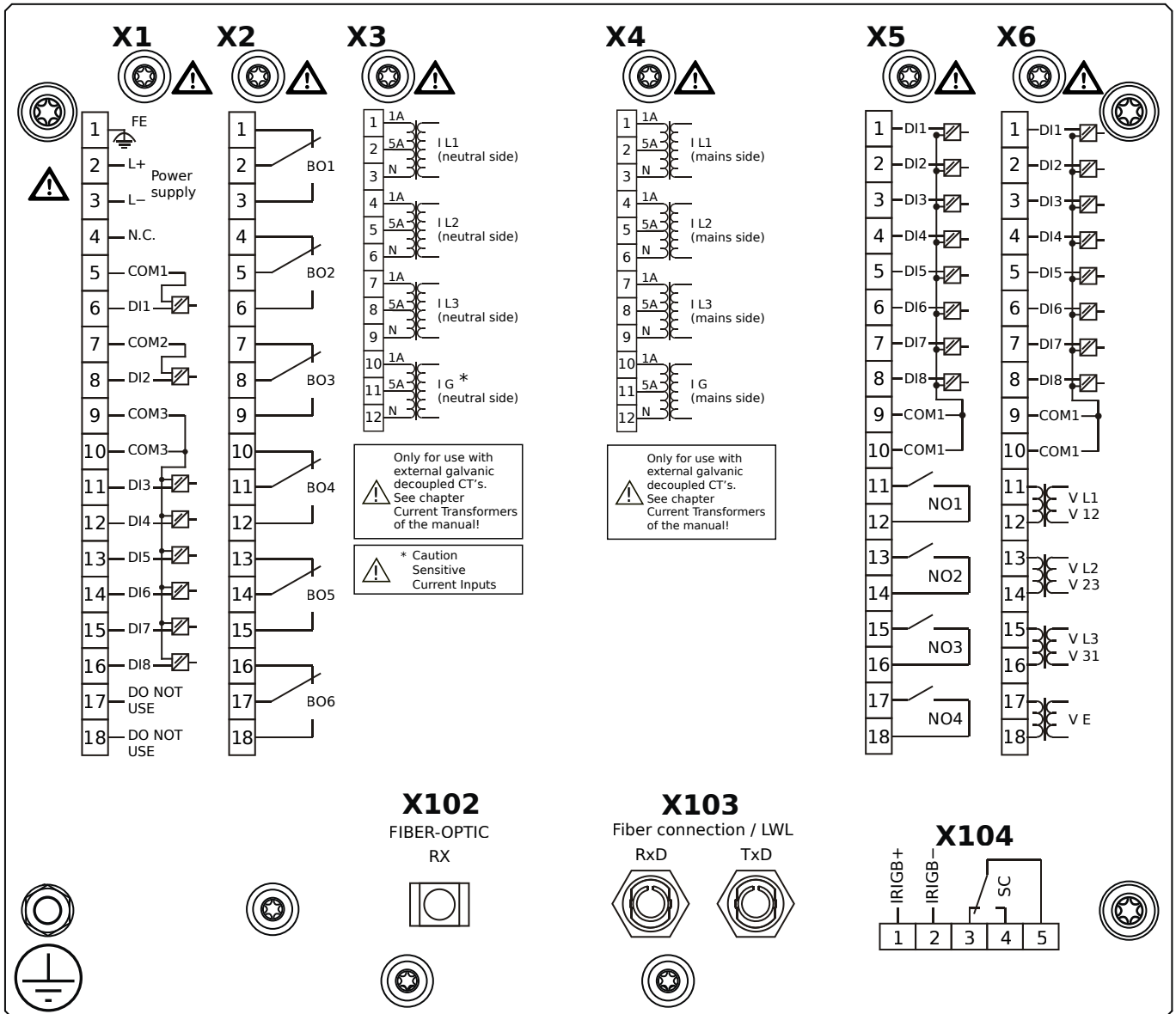
**X6** – TU-DI8: Voltage measuring assembly group with 8 Digital Inputs

**X102** – Universal Resistance-Temperature Detector (URTD) input, Fiber optics interface, Versatile Link

**X103** – Profibus-DP, RS485, D-SUB

**X104** – IRIG-B00X, incl. System Contact (Supervision Contact)

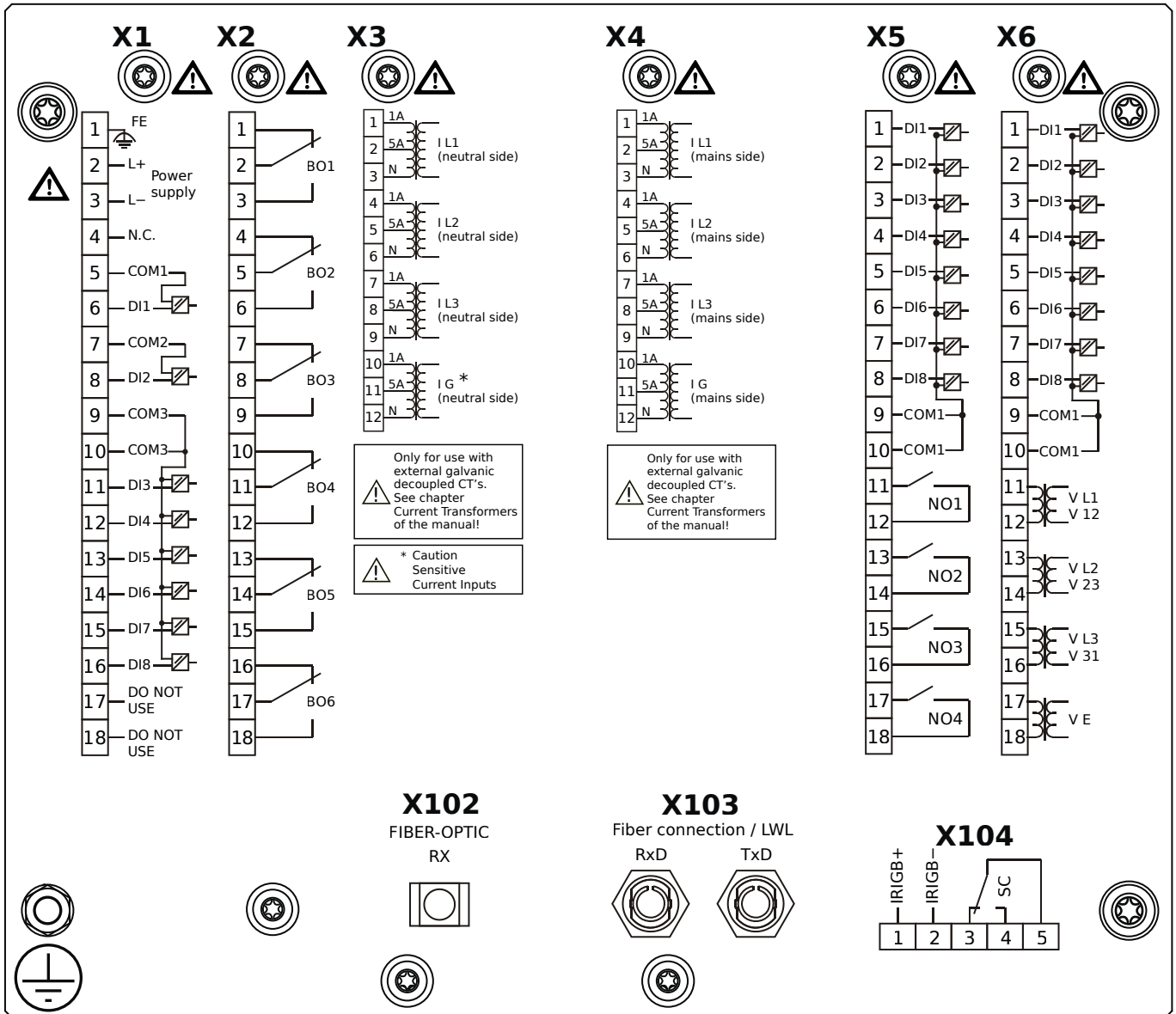
# MCDGV4-2C1BFA



## Housing B2, large display, 19" rack mounting

- X1** – DI8-X1: Wide-range power supply unit, incl. 2 non-grouped digital inputs and 6 grouped digital inputs
- X2** – OR6: Assembly Group with 6 Output Relays
- X3** – TIs: Standard phase current measuring card and sensitive ground current measuring (neutral side of the diff. prot.)
- X4** – TI: Standard current measuring card (for the mains side of the differential protection)
- X5** – DI8-OR4: Assembly Group with 8 Digital Inputs and 4 Output Relays
- X6** – TU-DI8: Voltage measuring assembly group with 8 Digital Inputs
- X102** – Universal Resistance-Temperature Detector (URTD) input, Fiber optics interface, Versatile Link
- X103** – Modbus RTU / IEC 60870-5-103 / DNP3.0 RTU, Fiber optics interface, ST Connector
- X104** – IRIG-B00X, incl. System Contact (Supervision Contact)

# MCDGV4-2C1BFB



## Housing B2, large display, 19" rack mounting

+ Conformal Coating (for installations in harsh environment)

**X1** – DI8-X1: Wide-range power supply unit, incl. 2 non-grouped digital inputs and 6 grouped digital inputs

**X2** – OR6: Assembly Group with 6 Output Relays

**X3** – TIs: Standard phase current measuring card and sensitive ground current measuring (neutral side of the diff. prot.)

**X4** – TI: Standard current measuring card (for the mains side of the differential protection)

**X5** – DI8-OR4: Assembly Group with 8 Digital Inputs and 4 Output Relays

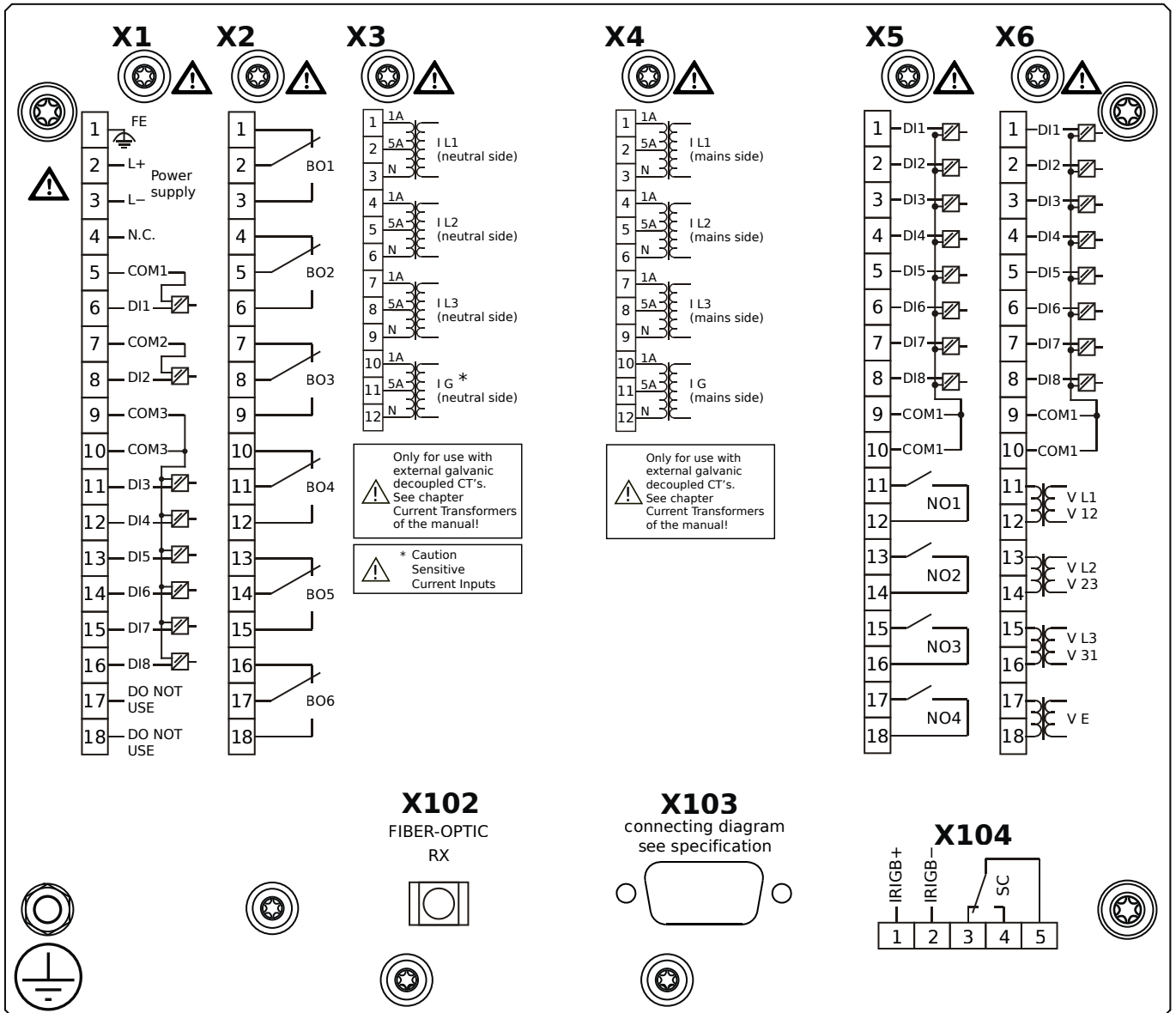
**X6** – TU-DI8: Voltage measuring assembly group with 8 Digital Inputs

**X102** – Universal Resistance-Temperature Detector (URTD) input, Fiber optics interface, Versatile Link

**X103** – Modbus RTU / IEC 60870-5-103 / DNP3.0 RTU, Fiber optics interface, ST Connector

**X104** – IRIG-B00X, incl. System Contact (Supervision Contact)

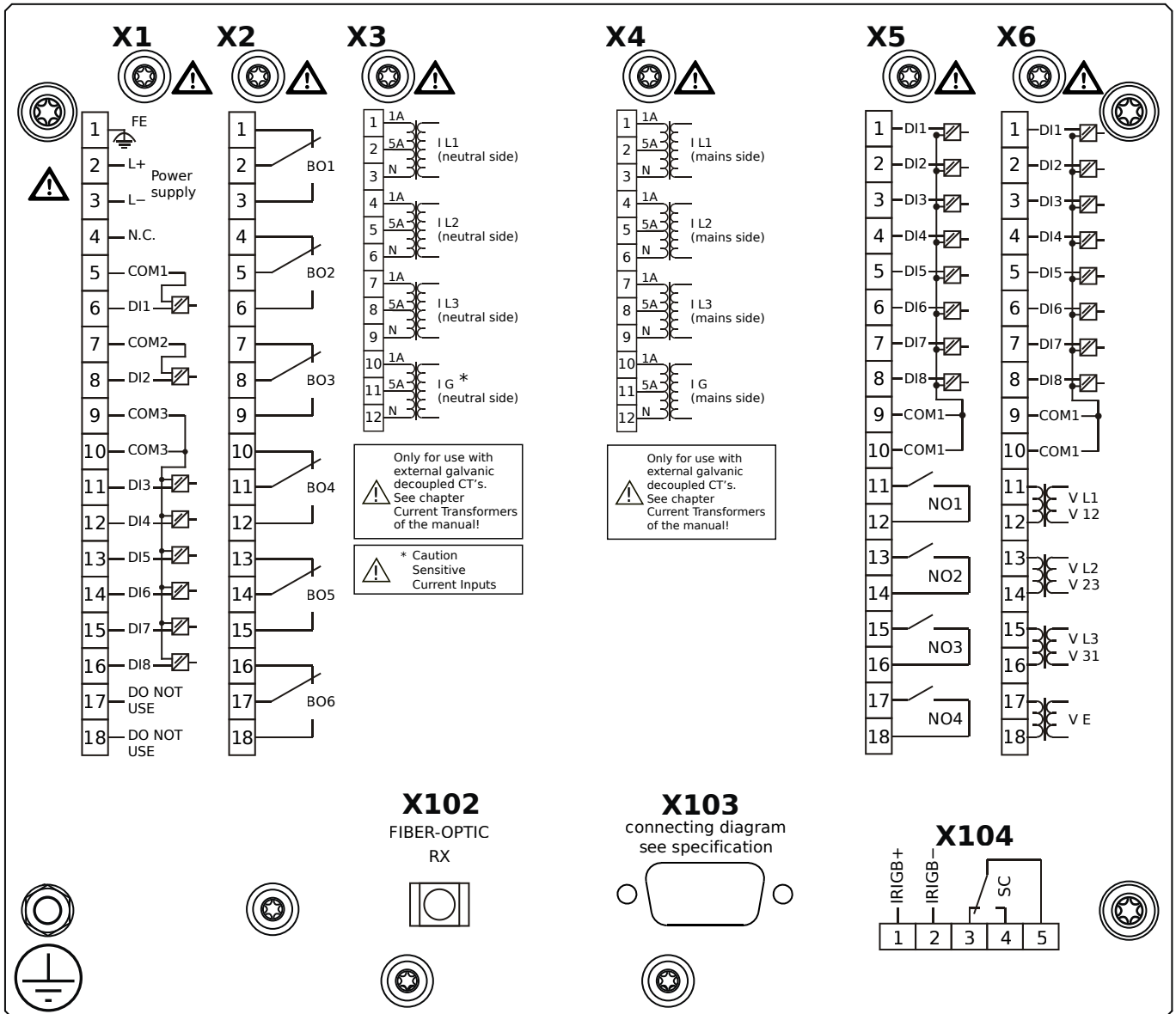
# MCDGV4-2C1BGA



## Housing B2, large display, 19" rack mounting

- X1** – DI8-X1: Wide-range power supply unit, incl. 2 non-grouped digital inputs and 6 grouped digital inputs
- X2** – OR6: Assembly Group with 6 Output Relays
- X3** – TIs: Standard phase current measuring card and sensitive ground current measuring (neutral side of the diff. prot.)
- X4** – TI: Standard current measuring card (for the mains side of the differential protection)
- X5** – DI8-OR4: Assembly Group with 8 Digital Inputs and 4 Output Relays
- X6** – TU-DI8: Voltage measuring assembly group with 8 Digital Inputs
- X102** – Universal Resistance-Temperature Detector (URTD) input, Fiber optics interface, Versatile Link
- X103** – Modbus RTU / IEC 60870-5-103 / DNP3.0 RTU, RS485, D-SUB
- X104** – IRIG-B00X, incl. System Contact (Supervision Contact)

# MCDGV4-2C1BGB



## Housing B2, large display, 19" rack mounting

+ Conformal Coating (for installations in harsh environment)

**X1** – DI8-X1: Wide-range power supply unit, incl. 2 non-grouped digital inputs and 6 grouped digital inputs

**X2** – OR6: Assembly Group with 6 Output Relays

**X3** – TIs: Standard phase current measuring card and sensitive ground current measuring (neutral side of the diff. prot.)

**X4** – TI: Standard current measuring card (for the mains side of the differential protection)

**X5** – DI8-OR4: Assembly Group with 8 Digital Inputs and 4 Output Relays

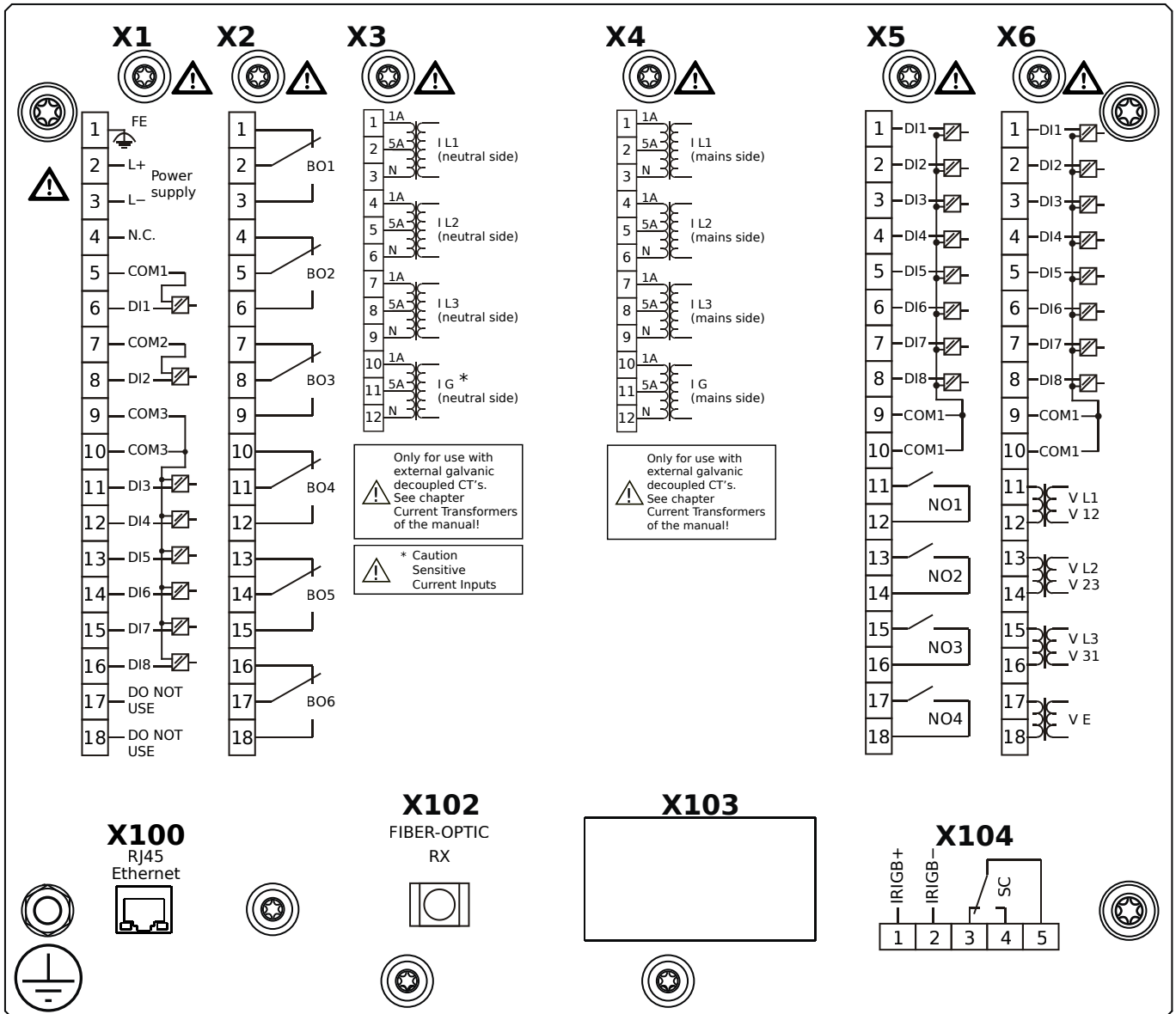
**X6** – TU-DI8: Voltage measuring assembly group with 8 Digital Inputs

**X102** – Universal Resistance-Temperature Detector (URTD) input, Fiber optics interface, Versatile Link

**X103** – Modbus RTU / IEC 60870-5-103 / DNP3.0 RTU, RS485, D-SUB

**X104** – IRIG-B00X, incl. System Contact (Supervision Contact)

# MCDGV4-2C1BHA

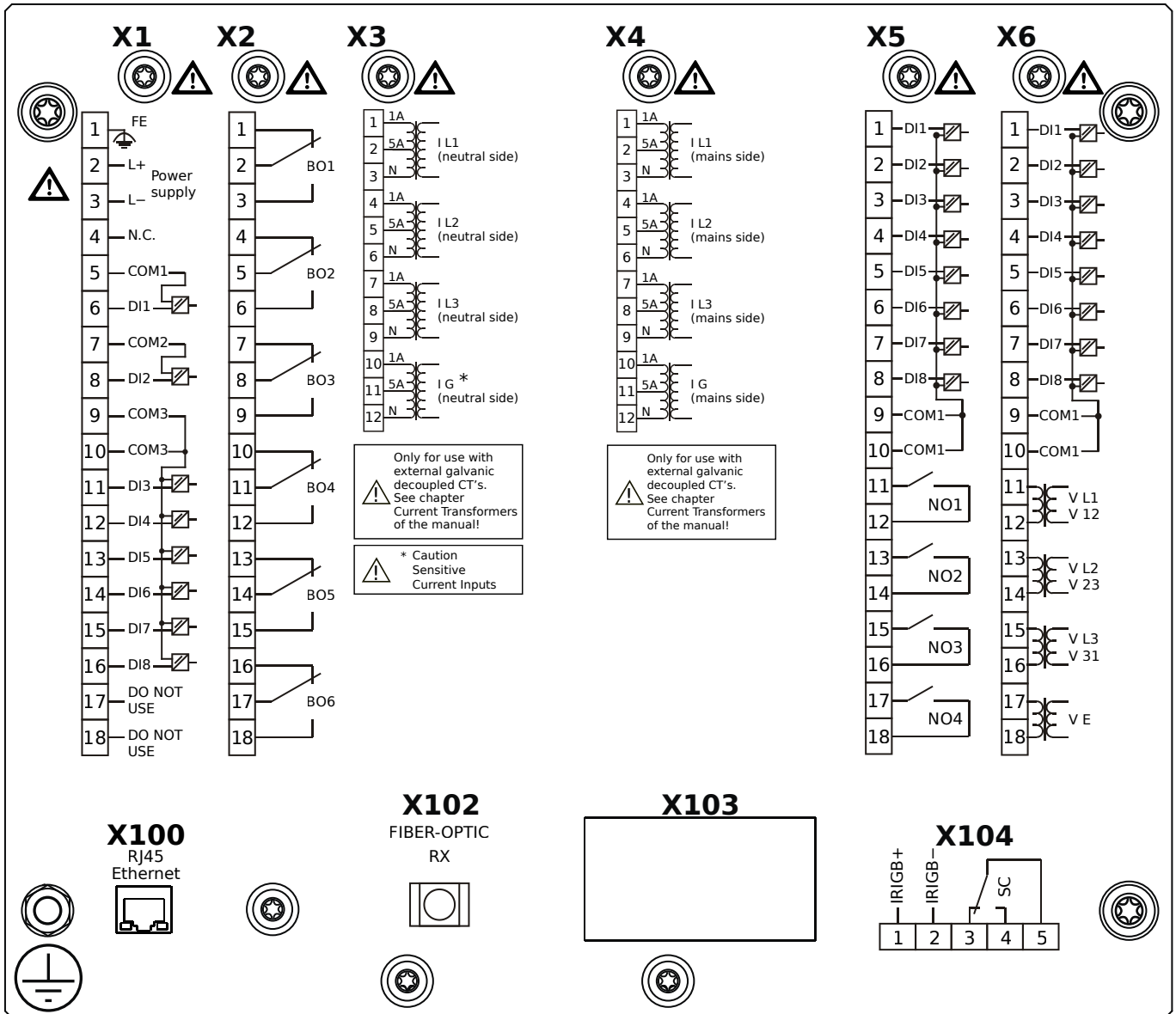


## Housing B2, large display, 19" rack mounting

- X1** – DI8-X1: Wide-range power supply unit, incl. 2 non-grouped digital inputs and 6 grouped digital inputs
- X2** – OR6: Assembly Group with 6 Output Relays
- X3** – TIs: Standard phase current measuring card and sensitive ground current measuring (neutral side of the diff. prot.)
- X4** – TI: Standard current measuring card (for the mains side of the differential protection)
- X5** – DI8-OR4: Assembly Group with 8 Digital Inputs and 4 Output Relays
- X6** – TU-DI8: Voltage measuring assembly group with 8 Digital Inputs
- X100** – IEC 61850 / Modbus TCP / DNP3.0 TCP/UDP, Ethernet interface, 100 Mbit/s, RJ45 (BASE100-FX)
- X102** – Universal Resistance-Temperature Detector (URTD) input, Fiber optics interface, Versatile Link
- X104** – IRIG-B00X, incl. System Contact (Supervision Contact)



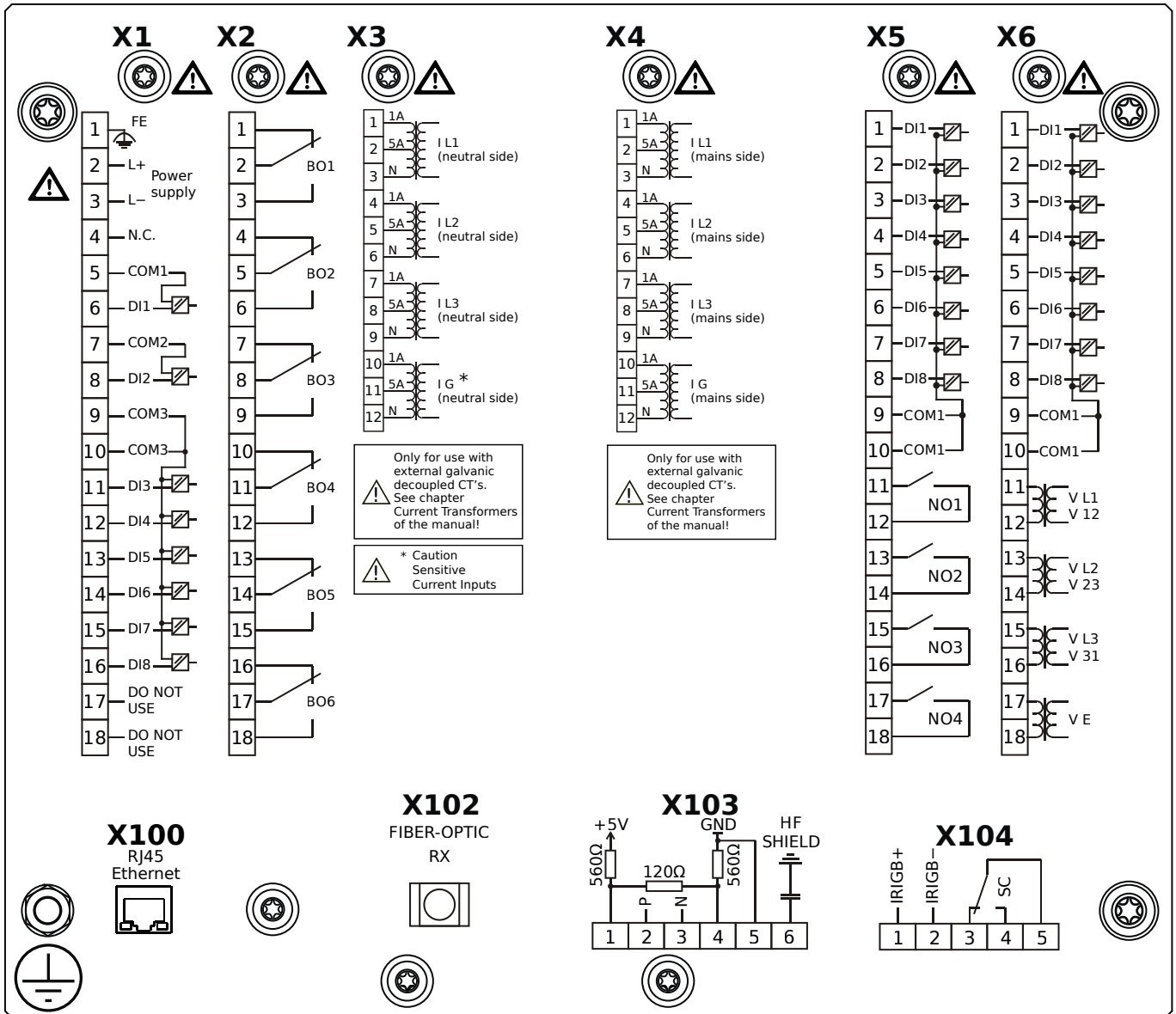
# MCDGV4-2C1BHB



## Housing B2, large display, 19" rack mounting

- + Conformal Coating (for installations in harsh environment)
- X1** – DI8-X1: Wide-range power supply unit, incl. 2 non-grouped digital inputs and 6 grouped digital inputs
- X2** – OR6: Assembly Group with 6 Output Relays
- X3** – TIs: Standard phase current measuring card and sensitive ground current measuring (neutral side of the diff. prot.)
- X4** – TI: Standard current measuring card (for the mains side of the differential protection)
- X5** – DI8-OR4: Assembly Group with 8 Digital Inputs and 4 Output Relays
- X6** – TU-DI8: Voltage measuring assembly group with 8 Digital Inputs
- X100** – IEC 61850 / Modbus TCP / DNP3.0 TCP/UDP, Ethernet interface, 100 Mbit/s, RJ45 (BASE100-FX)
- X102** – Universal Resistance-Temperature Detector (URTD) input, Fiber optics interface, Versatile Link
- X104** – IRIG-B00X, incl. System Contact (Supervision Contact)

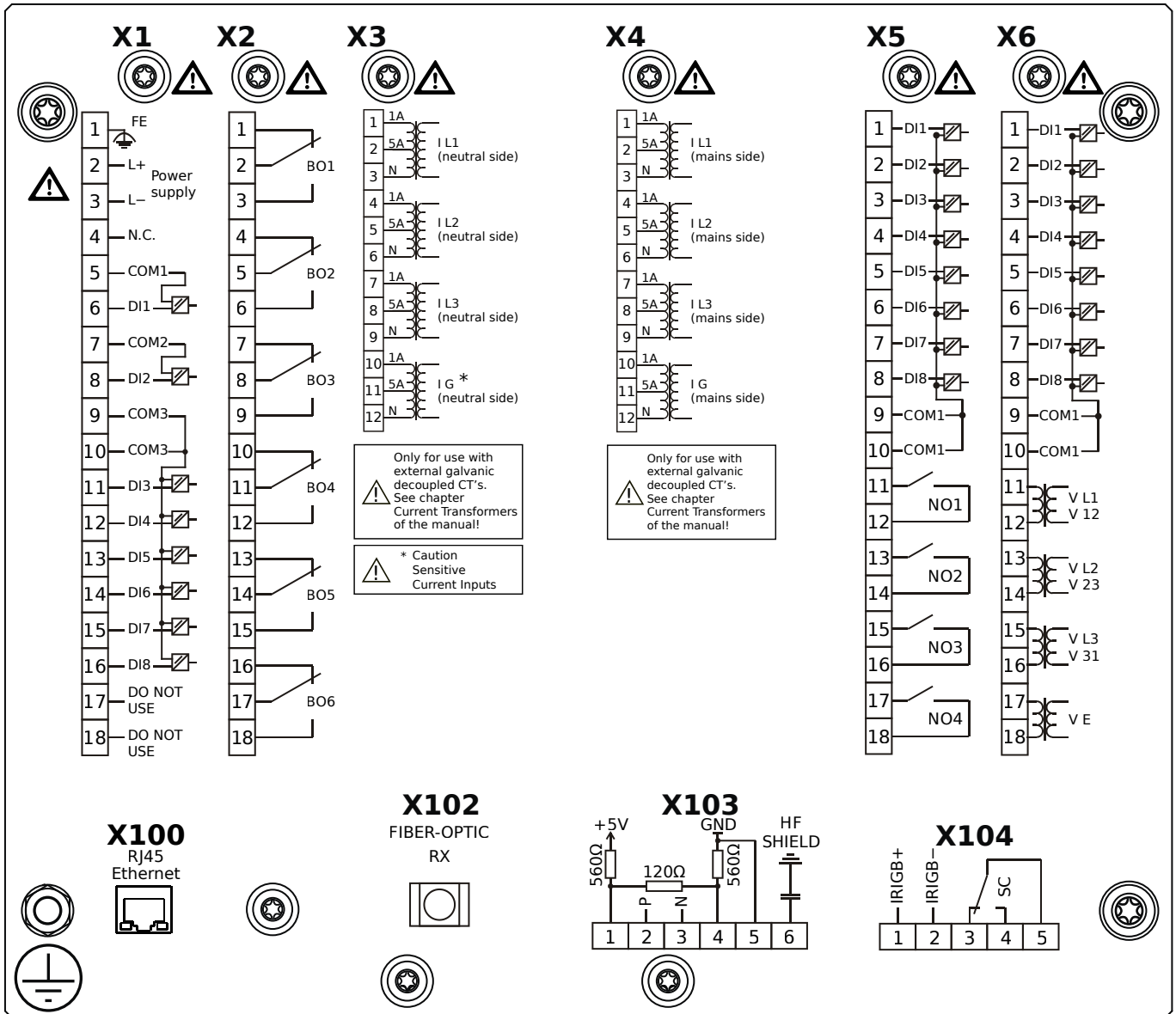
# MCDGV4-2C1BIA



## Housing B2, large display, 19" rack mounting

- X1** – DI8-X1: Wide-range power supply unit, incl. 2 non-grouped digital inputs and 6 grouped digital inputs
- X2** – OR6: Assembly Group with 6 Output Relays
- X3** – TIs: Standard phase current measuring card and sensitive ground current measuring (neutral side of the diff. prot.)
- X4** – TI: Standard current measuring card (for the mains side of the differential protection)
- X5** – DI8-OR4: Assembly Group with 8 Digital Inputs and 4 Output Relays
- X6** – TU-DI8: Voltage measuring assembly group with 8 Digital Inputs
- X100** – Modbus TCP / DNP3.0 TCP/UDP, Ethernet interface, 100 Mbit/s, RJ45 (BASE100-FX)
- X102** – Universal Resistance-Temperature Detector (URTD) input, Fiber optics interface, Versatile Link
- X103** – IEC 60870-5-103 / Modbus RTU / DNP3.0 RTU, RS485, Terminals
- X104** – I R I G B-00X, incl. System Contact (Supervision Contact)

# MCDGV4-2C1BIB



## Housing B2, large display, 19" rack mounting

+ Conformal Coating (for installations in harsh environment)

**X1** – DI8-X1: Wide-range power supply unit, incl. 2 non-grouped digital inputs and 6 grouped digital inputs

**X2** – OR6: Assembly Group with 6 Output Relays

**X3** – TIs: Standard phase current measuring card and sensitive ground current measuring (neutral side of the diff. prot.)

**X4** – TI: Standard current measuring card (for the mains side of the differential protection)

**X5** – DI8-OR4: Assembly Group with 8 Digital Inputs and 4 Output Relays

**X6** – TU-DI8: Voltage measuring assembly group with 8 Digital Inputs

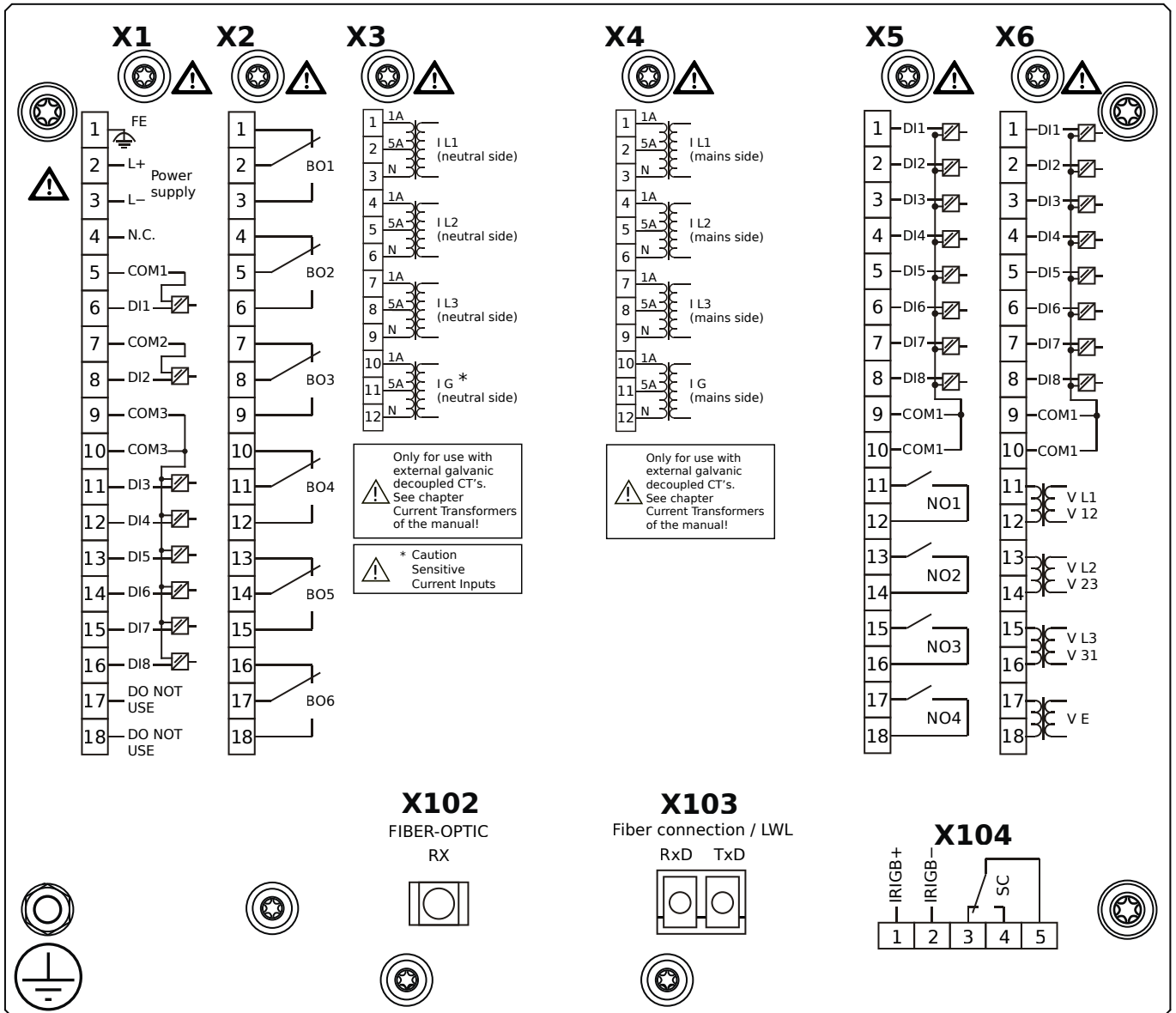
**X100** – Modbus TCP / DNP3.0 TCP/UDP, Ethernet interface, 100 Mbit/s, RJ45 (BASE100-FX)

**X102** – Universal Resistance-Temperature Detector (URTD) input, Fiber optics interface, Versatile Link

**X103** – IEC 60870-5-103 / Modbus RTU / DNP3.0 RTU, RS485, Terminals

**X104** – I R I G -B00X, incl. System Contact (Supervision Contact)

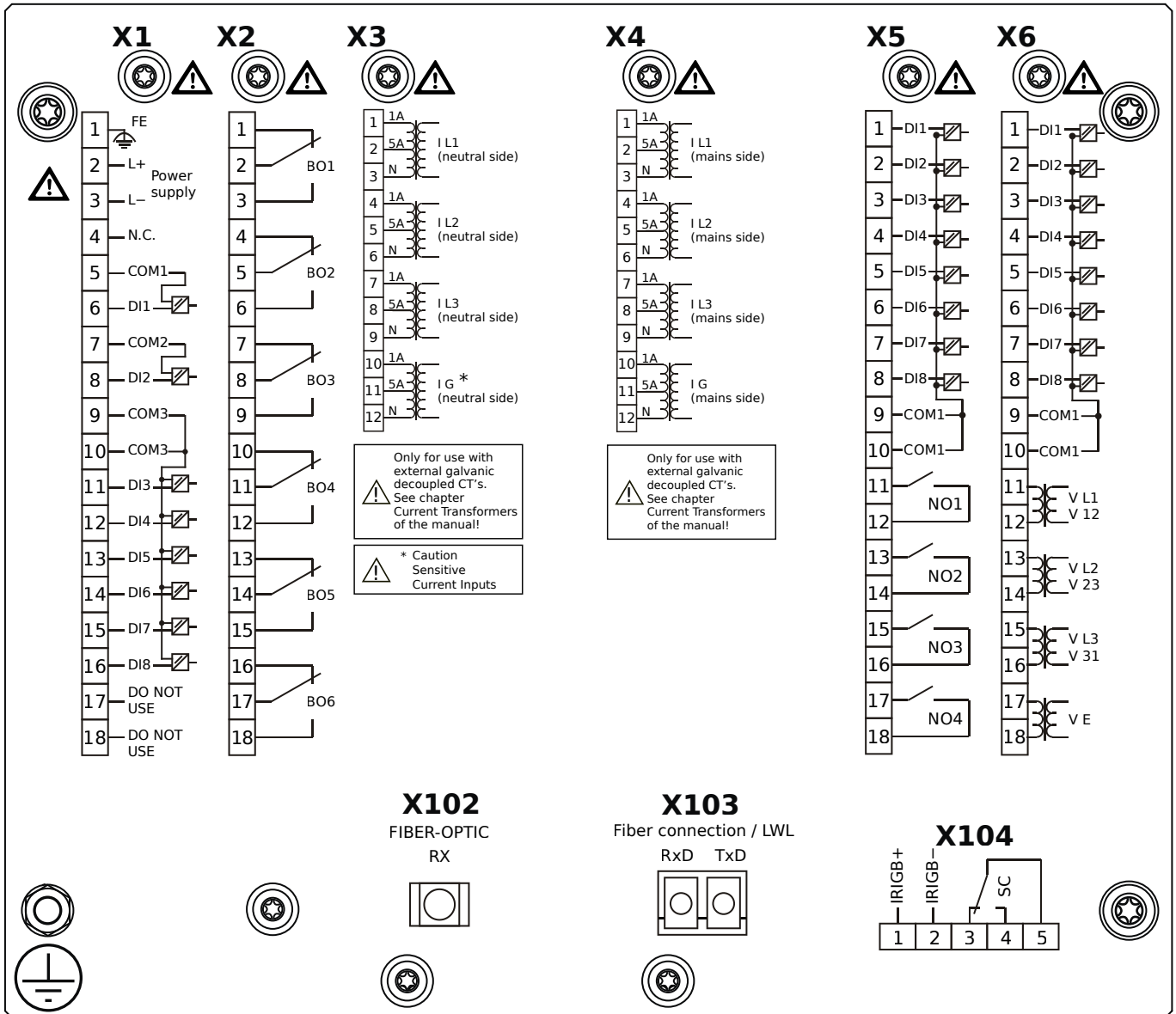
# MCDGV4-2C1BKA



## Housing B2, large display, 19" rack mounting

- X1** – DI8-X1: Wide-range power supply unit, incl. 2 non-grouped digital inputs and 6 grouped digital inputs
- X2** – OR6: Assembly Group with 6 Output Relays
- X3** – TIs: Standard phase current measuring card and sensitive ground current measuring (neutral side of the diff. prot.)
- X4** – TI: Standard current measuring card (for the mains side of the differential protection)
- X5** – DI8-OR4: Assembly Group with 8 Digital Inputs and 4 Output Relays
- X6** – TU-DI8: Voltage measuring assembly group with 8 Digital Inputs
- X102** – Universal Resistance-Temperature Detector (URTD) input, Fiber optics interface, Versatile Link
- X103** – IEC 61850 / Modbus TCP / DNP3.0 TCP/UDP, Fiber optics interface, LC Connector
- X104** – IRIG-B00X, incl. System Contact (Supervision Contact)

# MCDGV4-2C1BKB



## Housing B2, large display, 19" rack mounting

+ Conformal Coating (for installations in harsh environment)

**X1** – DI8-X1: Wide-range power supply unit, incl. 2 non-grouped digital inputs and 6 grouped digital inputs

**X2** – OR6: Assembly Group with 6 Output Relays

**X3** – TIs: Standard phase current measuring card and sensitive ground current measuring (neutral side of the diff. prot.)

**X4** – TI: Standard current measuring card (for the mains side of the differential protection)

**X5** – DI8-OR4: Assembly Group with 8 Digital Inputs and 4 Output Relays

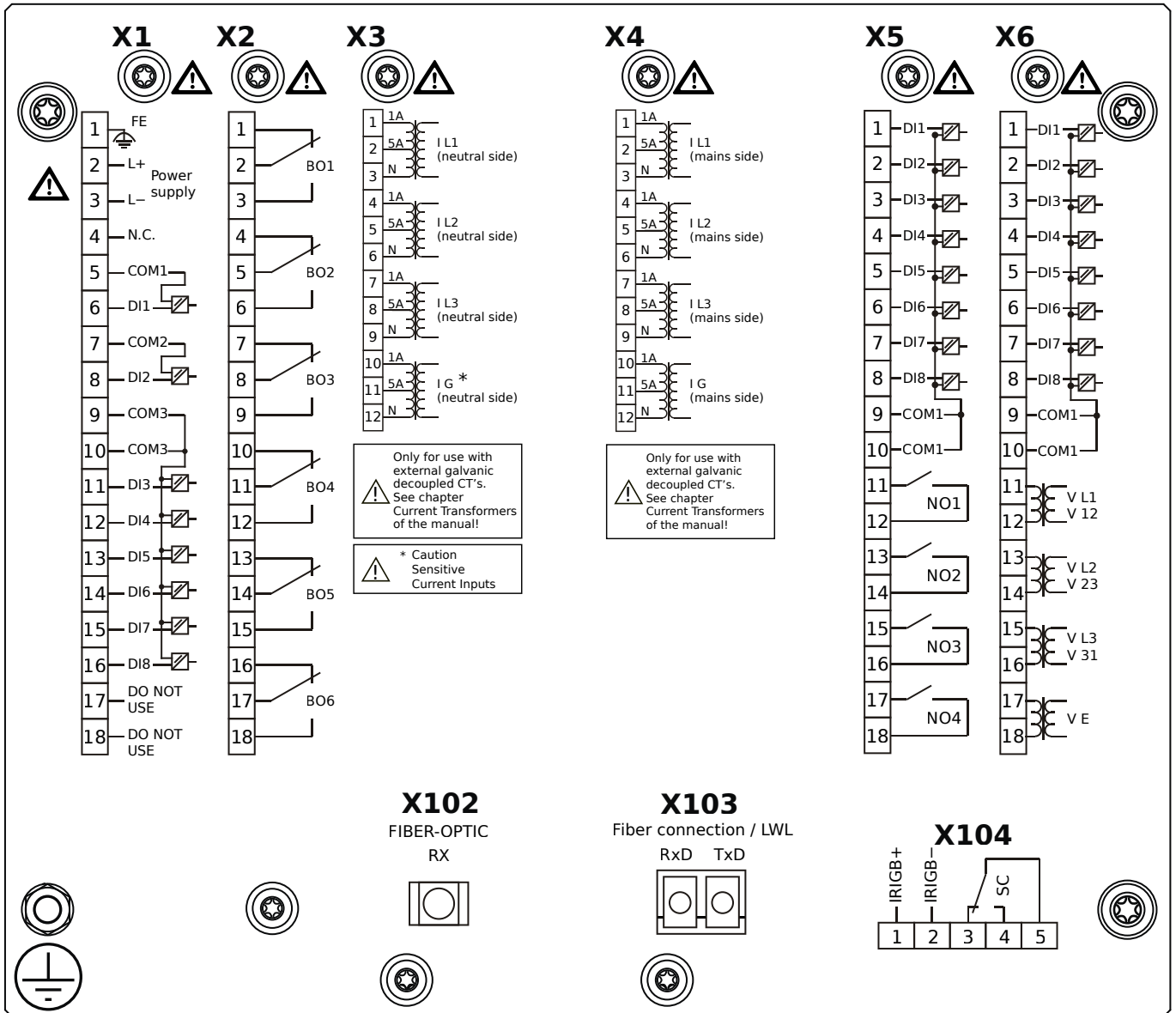
**X6** – TU-DI8: Voltage measuring assembly group with 8 Digital Inputs

**X102** – Universal Resistance-Temperature Detector (URTD) input, Fiber optics interface, Versatile Link

**X103** – IEC 61850 / Modbus TCP / DNP3.0 TCP/UDP, Fiber optics interface, LC Connector

**X104** – IRIG-B00X, incl. System Contact (Supervision Contact)

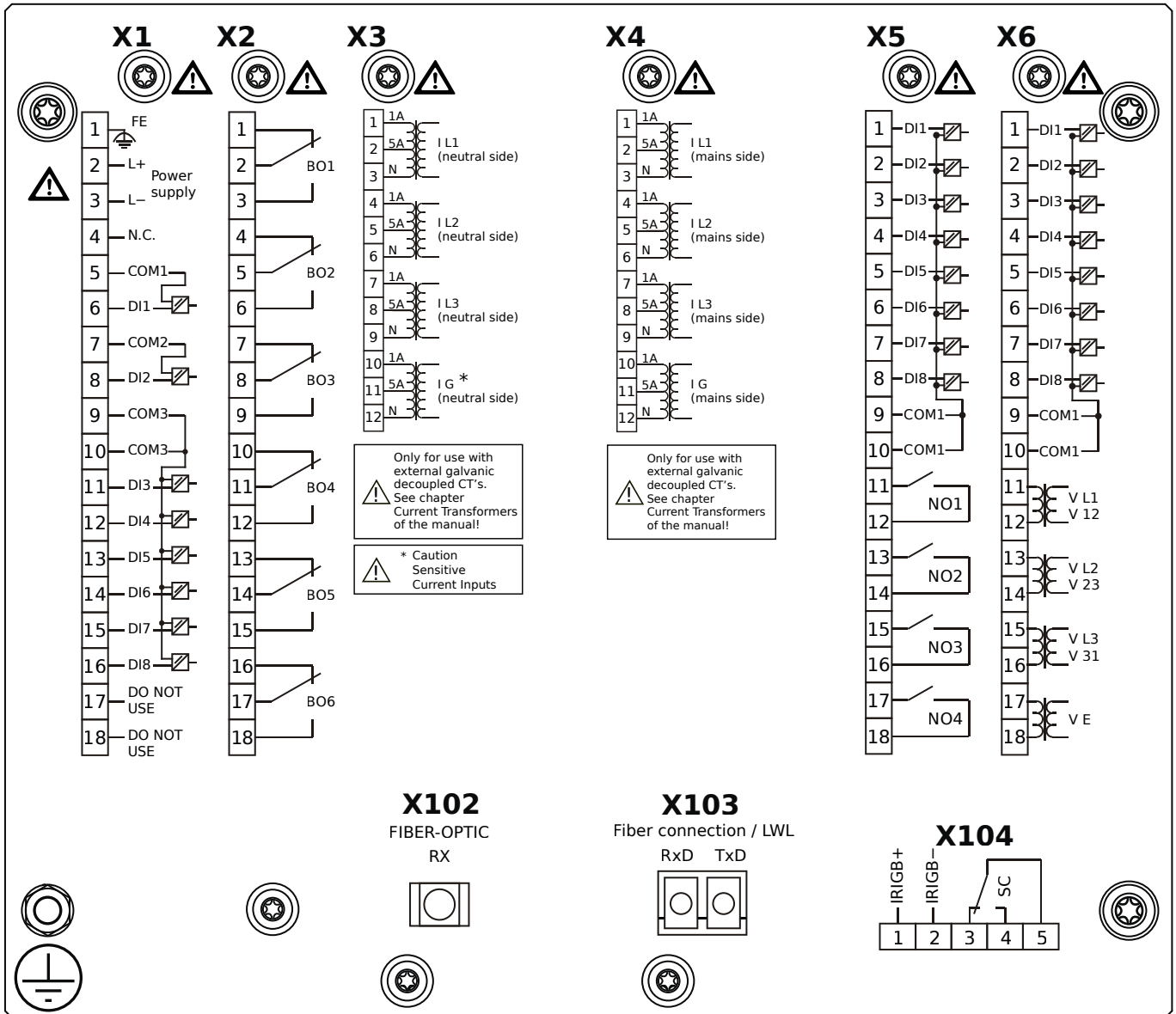
# MCDGV4-2C1BLA



## Housing B2, large display, 19" rack mounting

- X1** – DI8-X1: Wide-range power supply unit, incl. 2 non-grouped digital inputs and 6 grouped digital inputs
- X2** – OR6: Assembly Group with 6 Output Relays
- X3** – TIs: Standard phase current measuring card and sensitive ground current measuring (neutral side of the diff. prot.)
- X4** – TI: Standard current measuring card (for the mains side of the differential protection)
- X5** – DI8-OR4: Assembly Group with 8 Digital Inputs and 4 Output Relays
- X6** – TU-DI8: Voltage measuring assembly group with 8 Digital Inputs
- X102** – Universal Resistance-Temperature Detector (URTD) input, Fiber optics interface, Versatile Link
- X103** – Modbus TCP / DNP3.0 TCP/UDP, Fiber optics interface, LC Connector
- X104** – IRIG-B00X, incl. System Contact (Supervision Contact)

# MCDGV4-2C1BLB



## Housing B2, large display, 19" rack mounting

+ Conformal Coating (for installations in harsh environment)

**X1** – DI8-X1: Wide-range power supply unit, incl. 2 non-grouped digital inputs and 6 grouped digital inputs

**X2** – OR6: Assembly Group with 6 Output Relays

**X3** – TIs: Standard phase current measuring card and sensitive ground current measuring (neutral side of the diff. prot.)

**X4** – TI: Standard current measuring card (for the mains side of the differential protection)

**X5** – DI8-OR4: Assembly Group with 8 Digital Inputs and 4 Output Relays

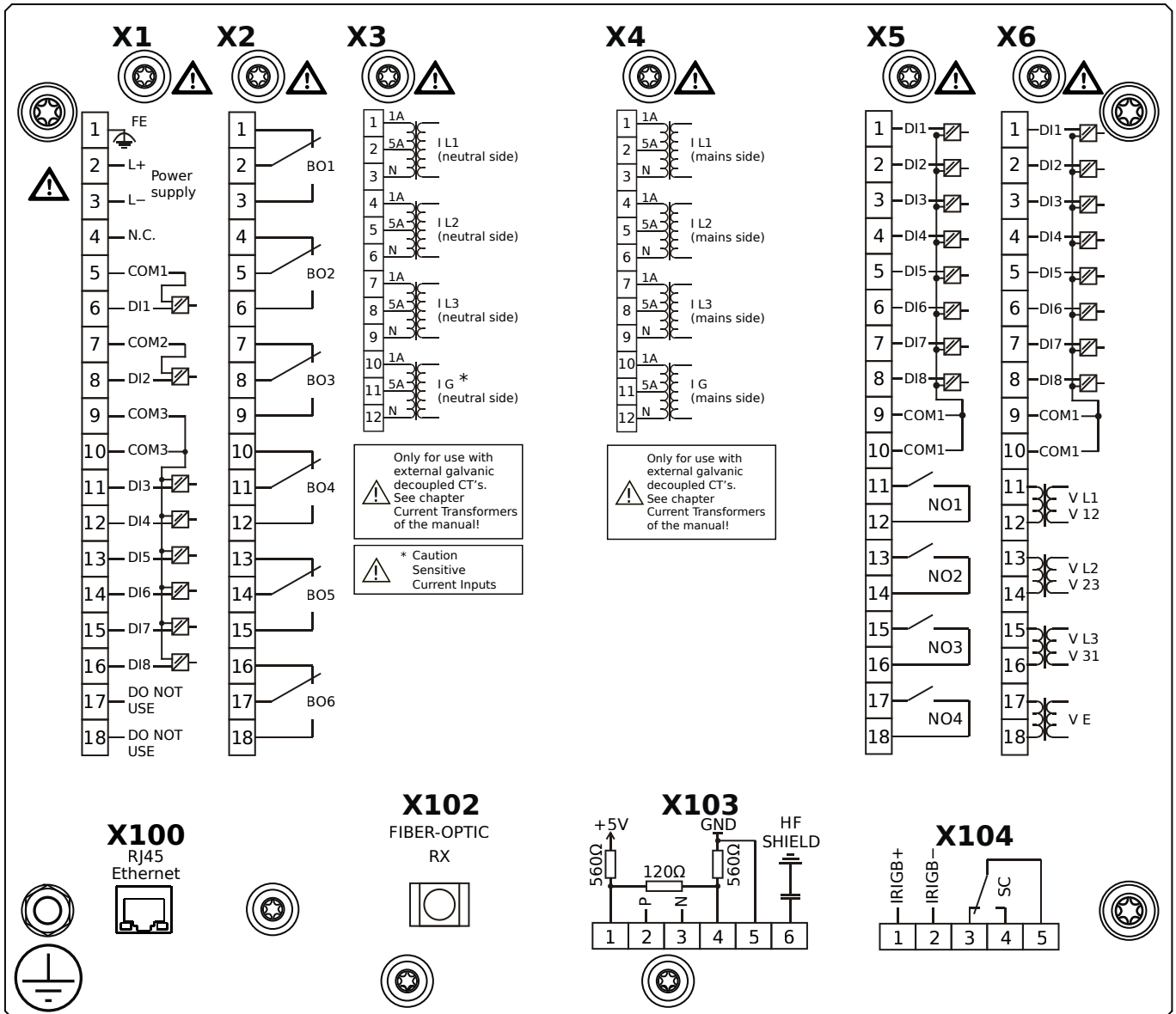
**X6** – TU-DI8: Voltage measuring assembly group with 8 Digital Inputs

**X102** – Universal Resistance-Temperature Detector (URTD) input, Fiber optics interface, Versatile Link

**X103** – Modbus TCP / DNP3.0 TCP/UDP, Fiber optics interface, LC Connector

**X104** – IRIG-B00X, incl. System Contact (Supervision Contact)

# MCDGV4-2C1BTA

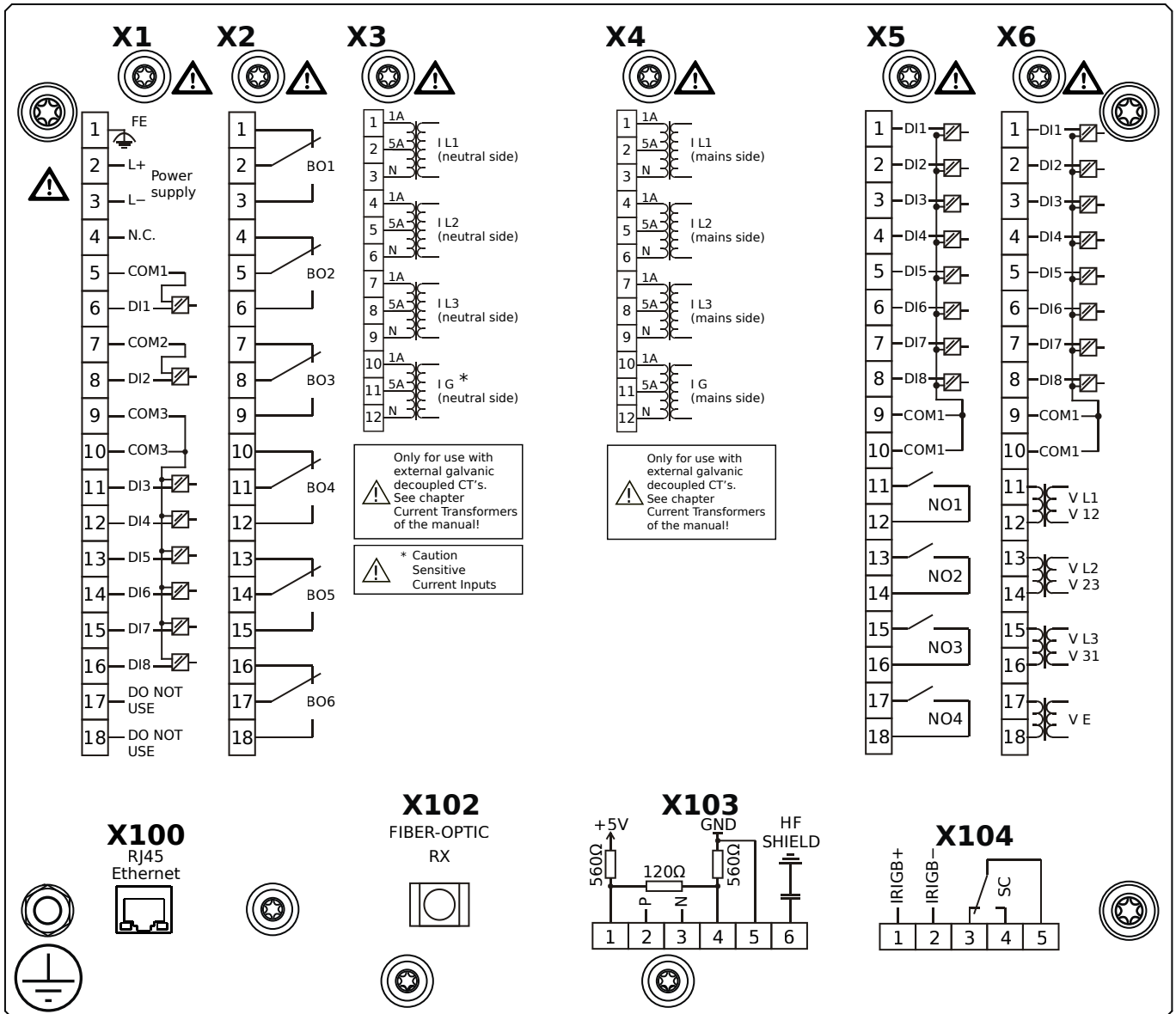


## Housing B2, large display, 19" rack mounting

- X1** – DI8-X1: Wide-range power supply unit, incl. 2 non-grouped digital inputs and 6 grouped digital inputs
- X2** – OR6: Assembly Group with 6 Output Relays
- X3** – TIs: Standard phase current measuring card and sensitive ground current measuring (neutral side of the diff. prot.)
- X4** – TI: Standard current measuring card (for the mains side of the differential protection)
- X5** – DI8-OR4: Assembly Group with 8 Digital Inputs and 4 Output Relays
- X6** – TU-DI8: Voltage measuring assembly group with 8 Digital Inputs
- X100** – IEC 61850 / Modbus TCP / DNP3.0 TCP/UDP, Ethernet interface, 100 Mbit/s, RJ45 (BASE100-FX)
- X102** – Universal Resistance-Temperature Detector (URTD) input, Fiber optics interface, Versatile Link
- X103** – IEC 60870-5-103 / Modbus RTU / DNP3.0 RTU, RS485, Terminals
- X104** – I R I G B-00X, incl. System Contact (Supervision Contact)



# MCDGV4-2C1BTB

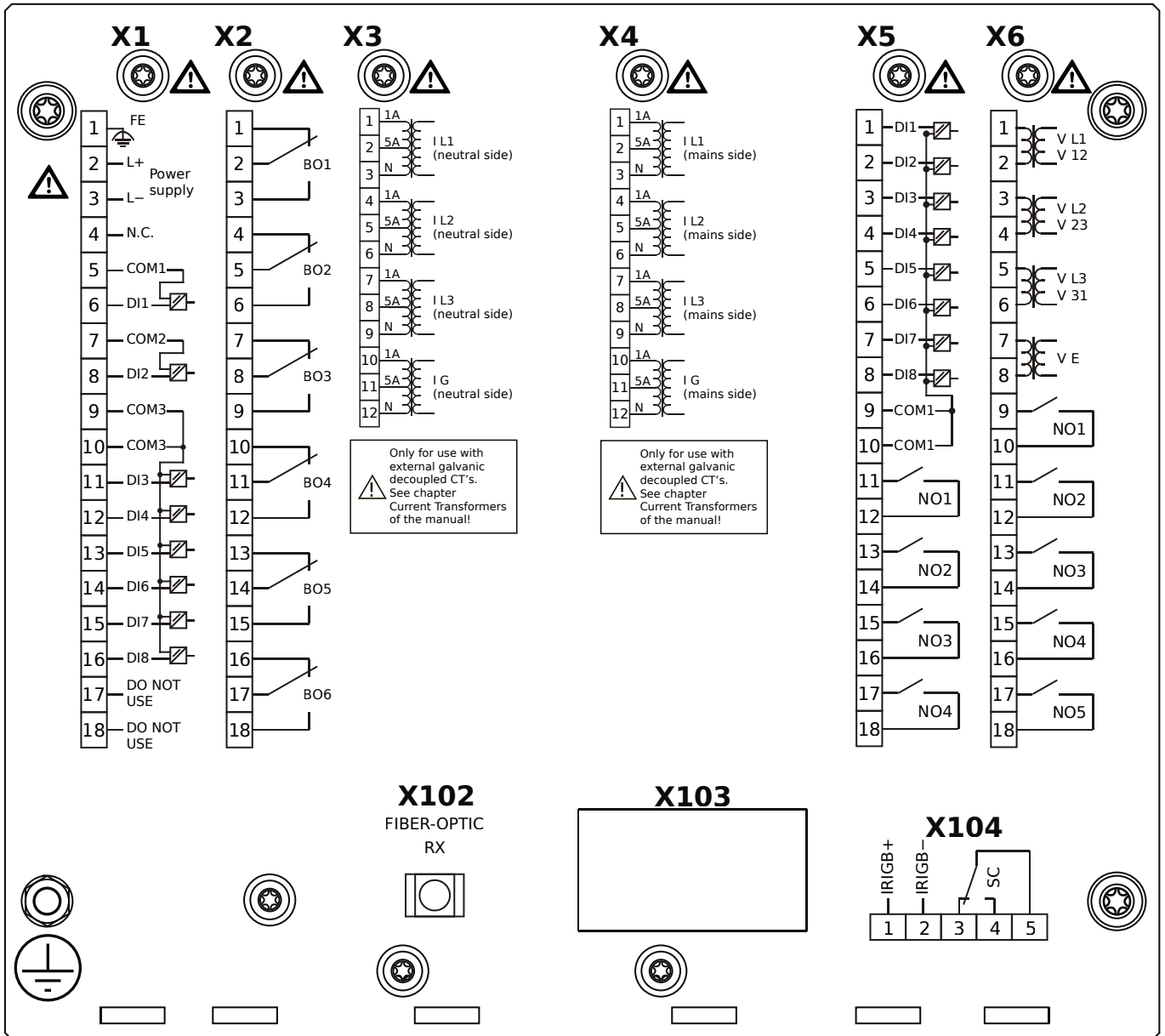


## Housing B2, large display, 19" rack mounting

+ Conformal Coating (for installations in harsh environment)

- X1** – DI8-X1: Wide-range power supply unit, incl. 2 non-grouped digital inputs and 6 grouped digital inputs
- X2** – OR6: Assembly Group with 6 Output Relays
- X3** – TIs: Standard phase current measuring card and sensitive ground current measuring (neutral side of the diff. prot.)
- X4** – TI: Standard current measuring card (for the mains side of the differential protection)
- X5** – DI8-OR4: Assembly Group with 8 Digital Inputs and 4 Output Relays
- X6** – TU-DI8: Voltage measuring assembly group with 8 Digital Inputs
- X100** – IEC 61850 / Modbus TCP / DNP3.0 TCP/UDP, Ethernet interface, 100 Mbit/s, RJ45 (BASE100-FX)
- X102** – Universal Resistance-Temperature Detector (URTD) input, Fiber optics interface, Versatile Link
- X103** – IEC 60870-5-103 / Modbus RTU / DNP3.0 RTU, RS485, Terminals
- X104** – IRIG-B00X, incl. System Contact (Supervision Contact)

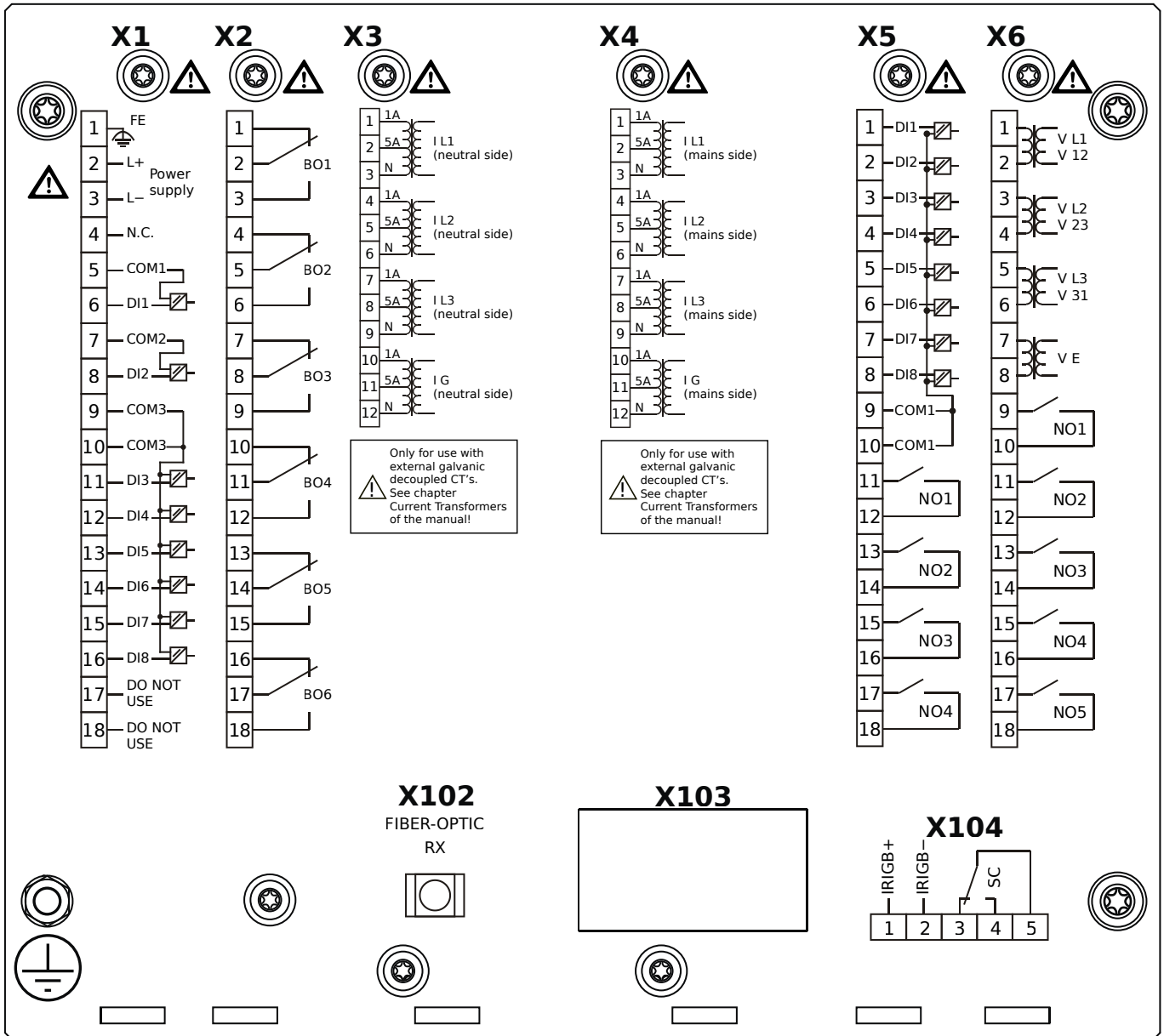
# MCDGV4-2D0AAA



## Housing B2, large display, door mounting

- X1** – DI8-X1: Wide-range power supply unit, incl. 2 non-grouped digital inputs and 6 grouped digital inputs
- X2** – OR6: Assembly Group with 6 Output Relays
- X3** – TI: Standard current measuring card (for the neutral side of the differential protection)
- X4** – TI: Standard current measuring card (for the mains side of the differential protection)
- X5** – DI8-OR4: Assembly Group with 8 Digital Inputs and 4 Output Relays
- X6** – TU-OR5: Voltage measuring assembly group with 5 additional Output Relays (normally open)
- X102** – Universal Resistance-Temperature Detector (URTD) input, Fiber optics interface, Versatile Link
- X104** – IRIG-B00X, incl. System Contact (Supervision Contact)

# MCDGV4-2D0AAB

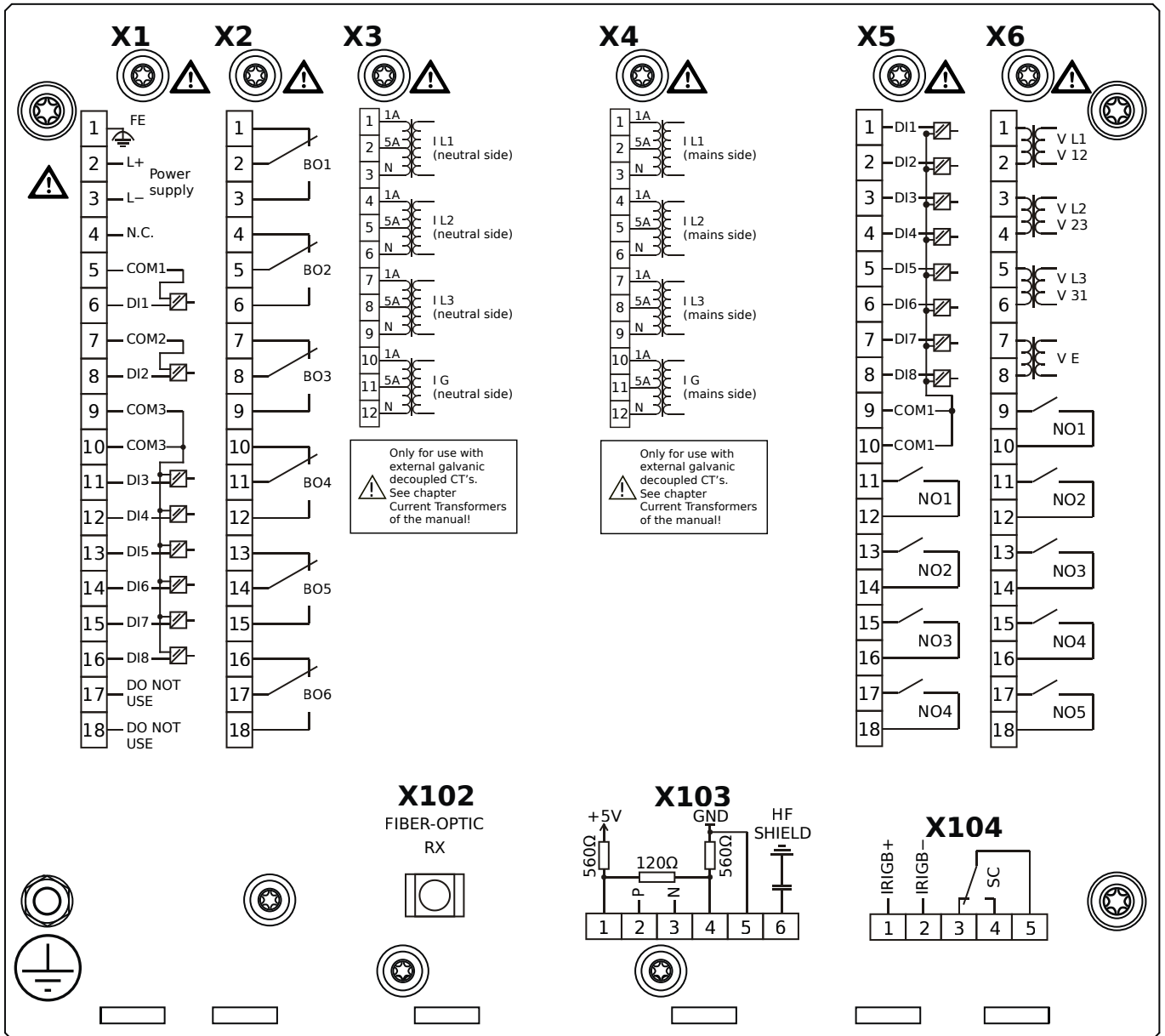


## Housing B2, large display, door mounting

+ Conformal Coating (for installations in harsh environment)

- X1** – DI8-X1: Wide-range power supply unit, incl. 2 non-grouped digital inputs and 6 grouped digital inputs
- X2** – OR6: Assembly Group with 6 Output Relays
- X3** – TI: Standard current measuring card (for the neutral side of the differential protection)
- X4** – TI: Standard current measuring card (for the mains side of the differential protection)
- X5** – DI8-OR4: Assembly Group with 8 Digital Inputs and 4 Output Relays
- X6** – TU-OR5: Voltage measuring assembly group with 5 additional Output Relays (normally open)
- X102** – Universal Resistance-Temperature Detector (URTD) input, Fiber optics interface, Versatile Link
- X104** – IRIG-B00X, incl. System Contact (Supervision Contact)

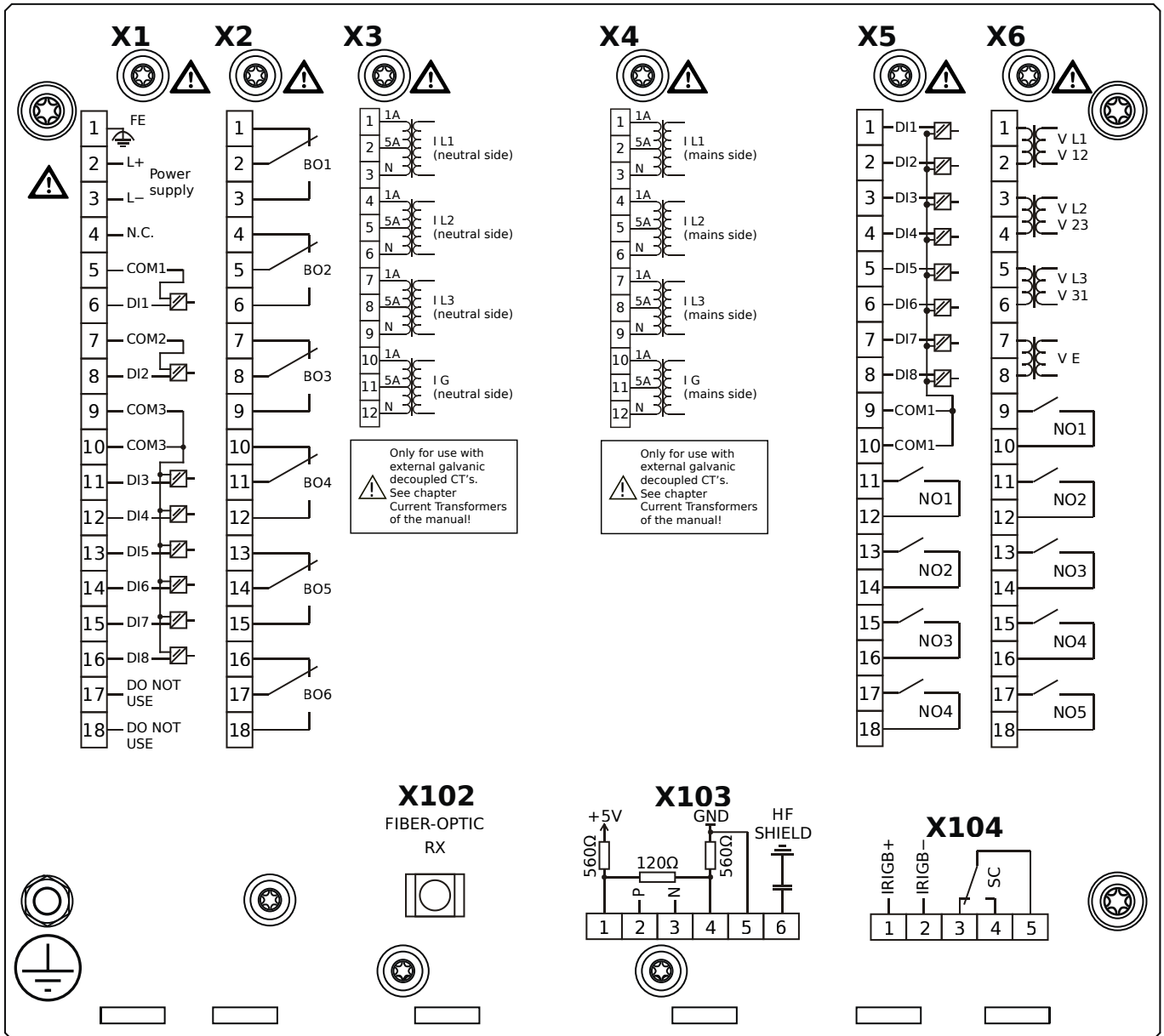
# MCDGV4-2D0ABA



## Housing B2, large display, door mounting

- X1** – DI8-X1: Wide-range power supply unit, incl. 2 non-grouped digital inputs and 6 grouped digital inputs
- X2** – OR6: Assembly Group with 6 Output Relays
- X3** – TI: Standard current measuring card (for the neutral side of the differential protection)
- X4** – TI: Standard current measuring card (for the mains side of the differential protection)
- X5** – DI8-OR4: Assembly Group with 8 Digital Inputs and 4 Output Relays
- X6** – TU-OR5: Voltage measuring assembly group with 5 additional Output Relays (normally open)
- X102** – Universal Resistance-Temperature Detector (URTD) input, Fiber optics interface, Versatile Link
- X103** – Modbus RTU / IEC 60870-5-103 / DNP3.0 RTU, RS485, Terminals
- X104** – IRIG-B00X, incl. System Contact (Supervision Contact)

# MCDGV4-2D0ABB

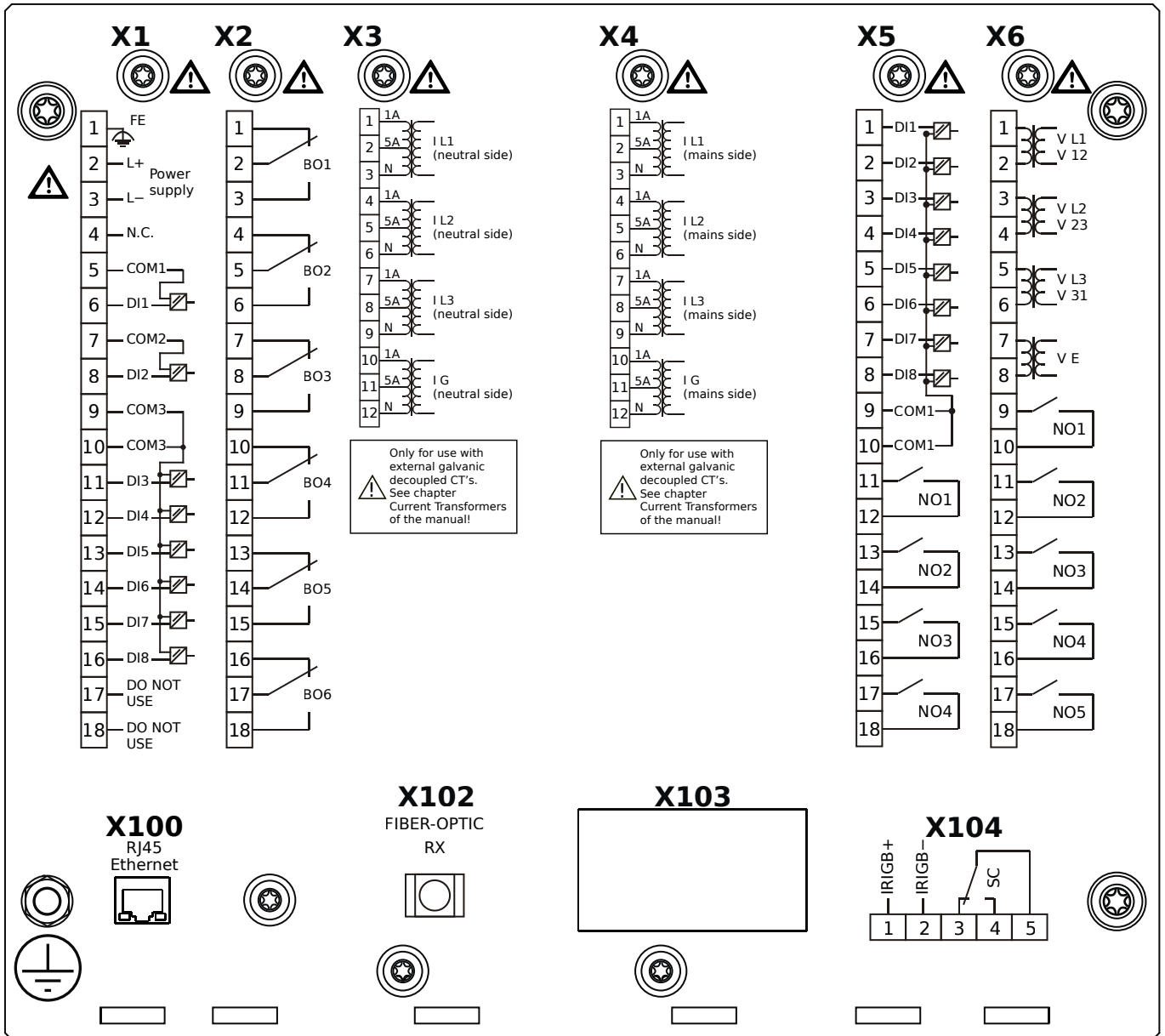


## Housing B2, large display, door mounting

+ Conformal Coating (for installations in harsh environment)

- X1** – DI8-X1: Wide-range power supply unit, incl. 2 non-grouped digital inputs and 6 grouped digital inputs
- X2** – OR6: Assembly Group with 6 Output Relays
- X3** – TI: Standard current measuring card (for the neutral side of the differential protection)
- X4** – TI: Standard current measuring card (for the mains side of the differential protection)
- X5** – DI8-OR4: Assembly Group with 8 Digital Inputs and 4 Output Relays
- X6** – TU-OR5: Voltage measuring assembly group with 5 additional Output Relays (normally open)
- X102** – Universal Resistance-Temperature Detector (URTD) input, Fiber optics interface, Versatile Link
- X103** – Modbus RTU / IEC 60870-5-103 / DNP3.0 RTU, RS485, Terminals
- X104** – IRIG-B00X, incl. System Contact (Supervision Contact)

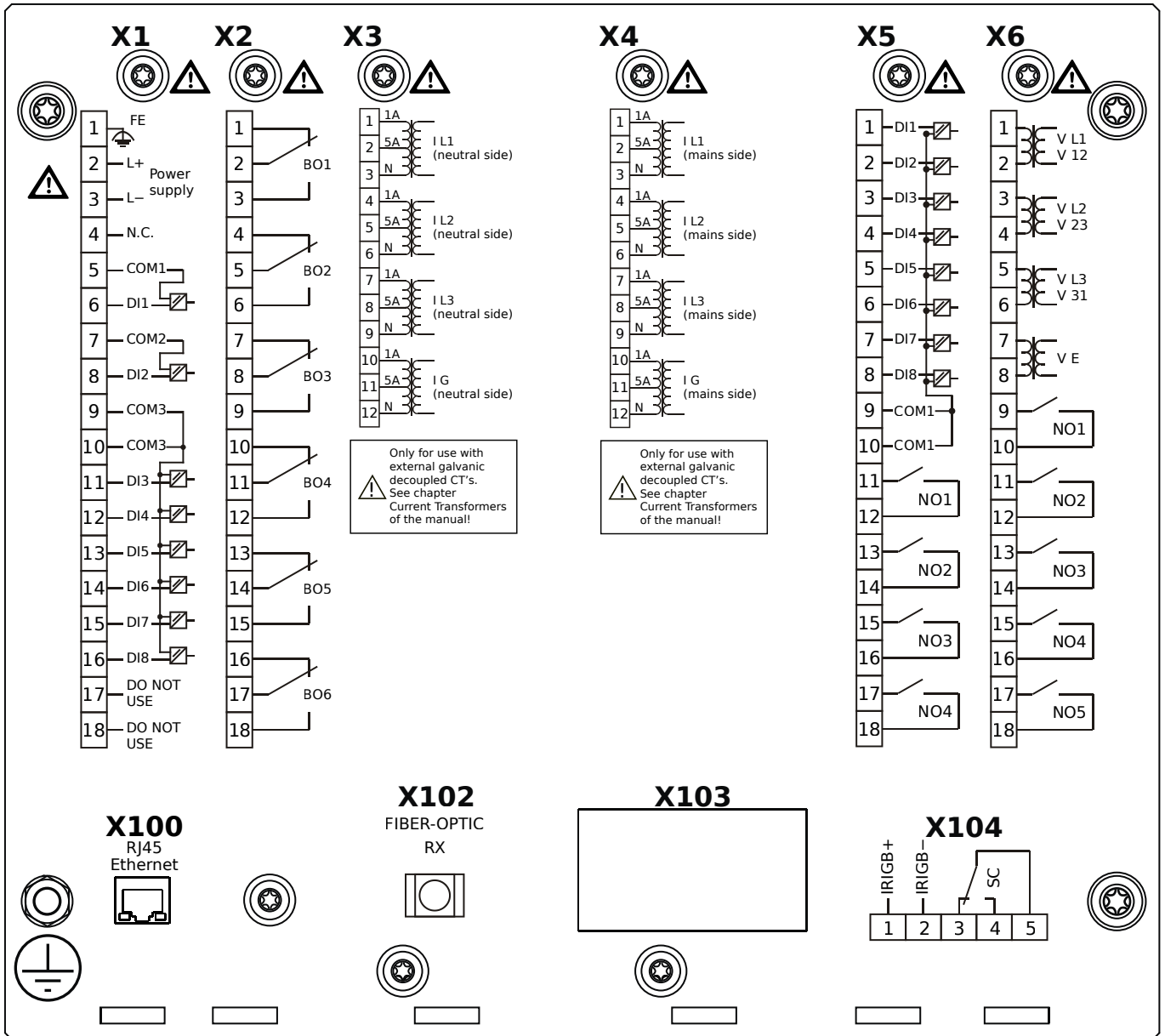
# MCDGV4-2D0ACA



## Housing B2, large display, door mounting

- X1** – DI8-X1: Wide-range power supply unit, incl. 2 non-grouped digital inputs and 6 grouped digital inputs
- X2** – OR6: Assembly Group with 6 Output Relays
- X3** – TI: Standard current measuring card (for the neutral side of the differential protection)
- X4** – TI: Standard current measuring card (for the mains side of the differential protection)
- X5** – DI8-OR4: Assembly Group with 8 Digital Inputs and 4 Output Relays
- X6** – TU-OR5: Voltage measuring assembly group with 5 additional Output Relays (normally open)
- X100** – Modbus TCP / DNP3.0 TCP/UDP, Ethernet interface, 100 Mbit/s, RJ45 (BASE100-FX)
- X102** – Universal Resistance-Temperature Detector (URTD) input, Fiber optics interface, Versatile Link
- X104** – IRIG-B00X, incl. System Contact (Supervision Contact)

# MCDGV4-2D0ACB

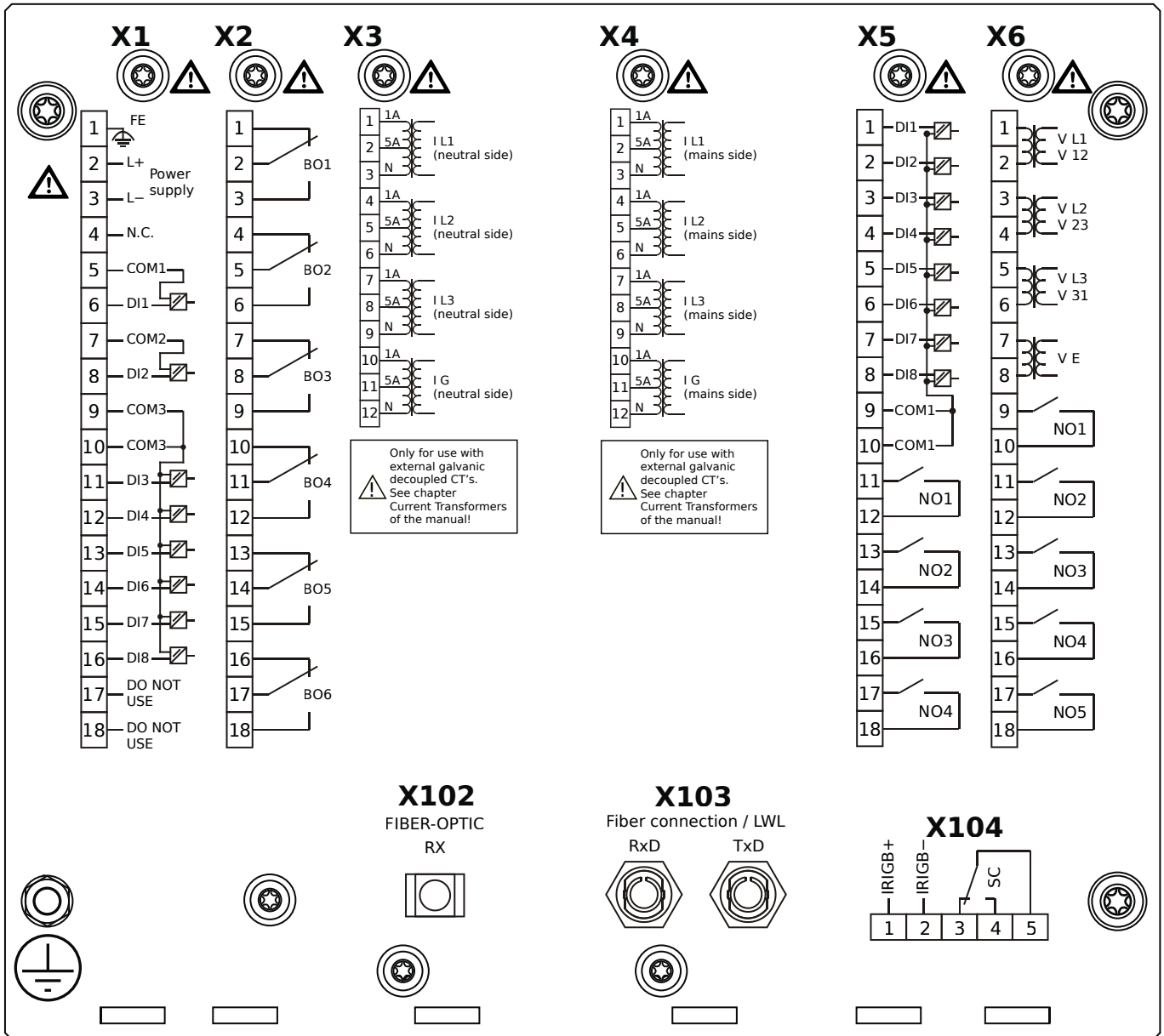


## Housing B2, large display, door mounting

+ Conformal Coating (for installations in harsh environment)

- X1** – DI8-X1: Wide-range power supply unit, incl. 2 non-grouped digital inputs and 6 grouped digital inputs
- X2** – OR6: Assembly Group with 6 Output Relays
- X3** – TI: Standard current measuring card (for the neutral side of the differential protection)
- X4** – TI: Standard current measuring card (for the mains side of the differential protection)
- X5** – DI8-OR4: Assembly Group with 8 Digital Inputs and 4 Output Relays
- X6** – TU-OR5: Voltage measuring assembly group with 5 additional Output Relays (normally open)
- X100** – Modbus TCP / DNP3.0 TCP/UDP, Ethernet interface, 100 Mbit/s, RJ45 (BASE100-FX)
- X102** – Universal Resistance-Temperature Detector (URTD) input, Fiber optics interface, Versatile Link
- X104** – IRIG-B00X, incl. System Contact (Supervision Contact)

# MCDGV4-2D0ADA

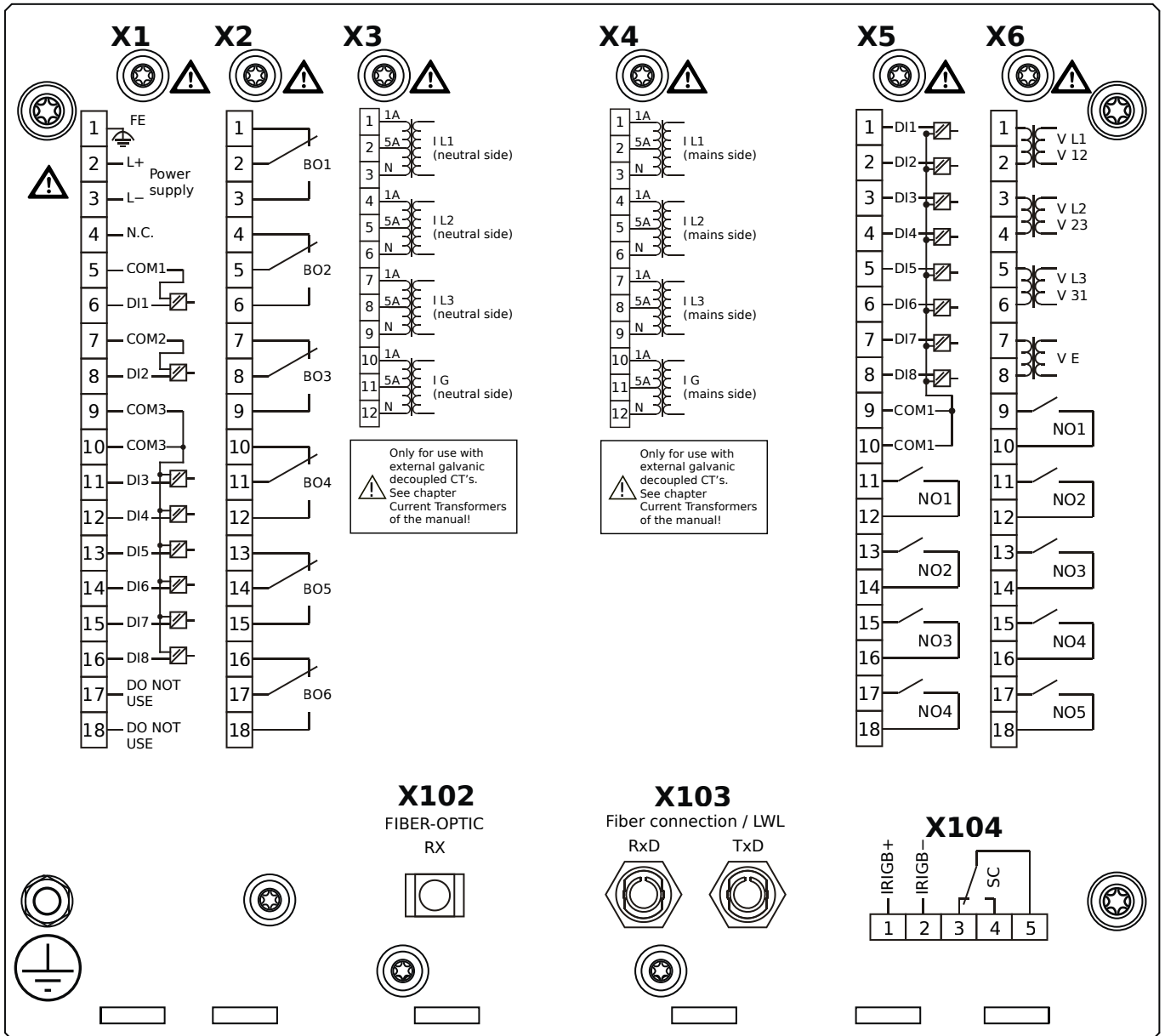


## Housing B2, large display, door mounting

- X1** – DI8-X1: Wide-range power supply unit, incl. 2 non-grouped digital inputs and 6 grouped digital inputs
- X2** – OR6: Assembly Group with 6 Output Relays
- X3** – TI: Standard current measuring card (for the neutral side of the differential protection)
- X4** – TI: Standard current measuring card (for the mains side of the differential protection)
- X5** – DI8-OR4: Assembly Group with 8 Digital Inputs and 4 Output Relays
- X6** – TU-OR5: Voltage measuring assembly group with 5 additional Output Relays (normally open)
- X102** – Universal Resistance-Temperature Detector (URTD) input, Fiber optics interface, Versatile Link
- X103** – Profibus-DP, Fiber optics interface, ST Connector
- X104** – IRIG-B00X, incl. System Contact (Supervision Contact)



# MCDGV4-2D0ADB

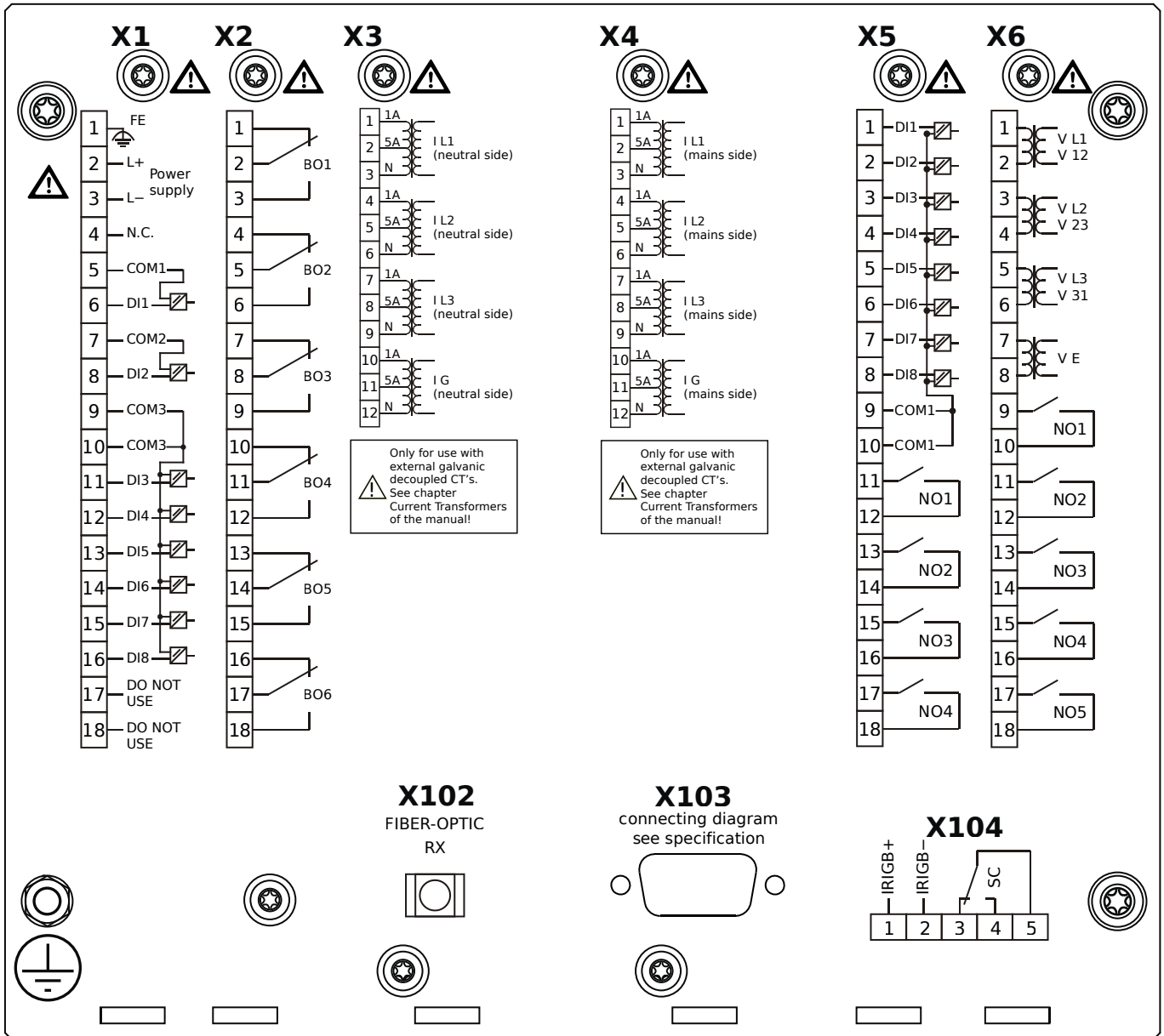


## Housing B2, large display, door mounting

+ Conformal Coating (for installations in harsh environment)

- X1** – DI8-X1: Wide-range power supply unit, incl. 2 non-grouped digital inputs and 6 grouped digital inputs
- X2** – OR6: Assembly Group with 6 Output Relays
- X3** – TI: Standard current measuring card (for the neutral side of the differential protection)
- X4** – TI: Standard current measuring card (for the mains side of the differential protection)
- X5** – DI8-OR4: Assembly Group with 8 Digital Inputs and 4 Output Relays
- X6** – TU-OR5: Voltage measuring assembly group with 5 additional Output Relays (normally open)
- X102** – Universal Resistance-Temperature Detector (URTD) input, Fiber optics interface, Versatile Link
- X103** – Profibus-DP, Fiber optics interface, ST Connector
- X104** – IRIG-B00X, incl. System Contact (Supervision Contact)

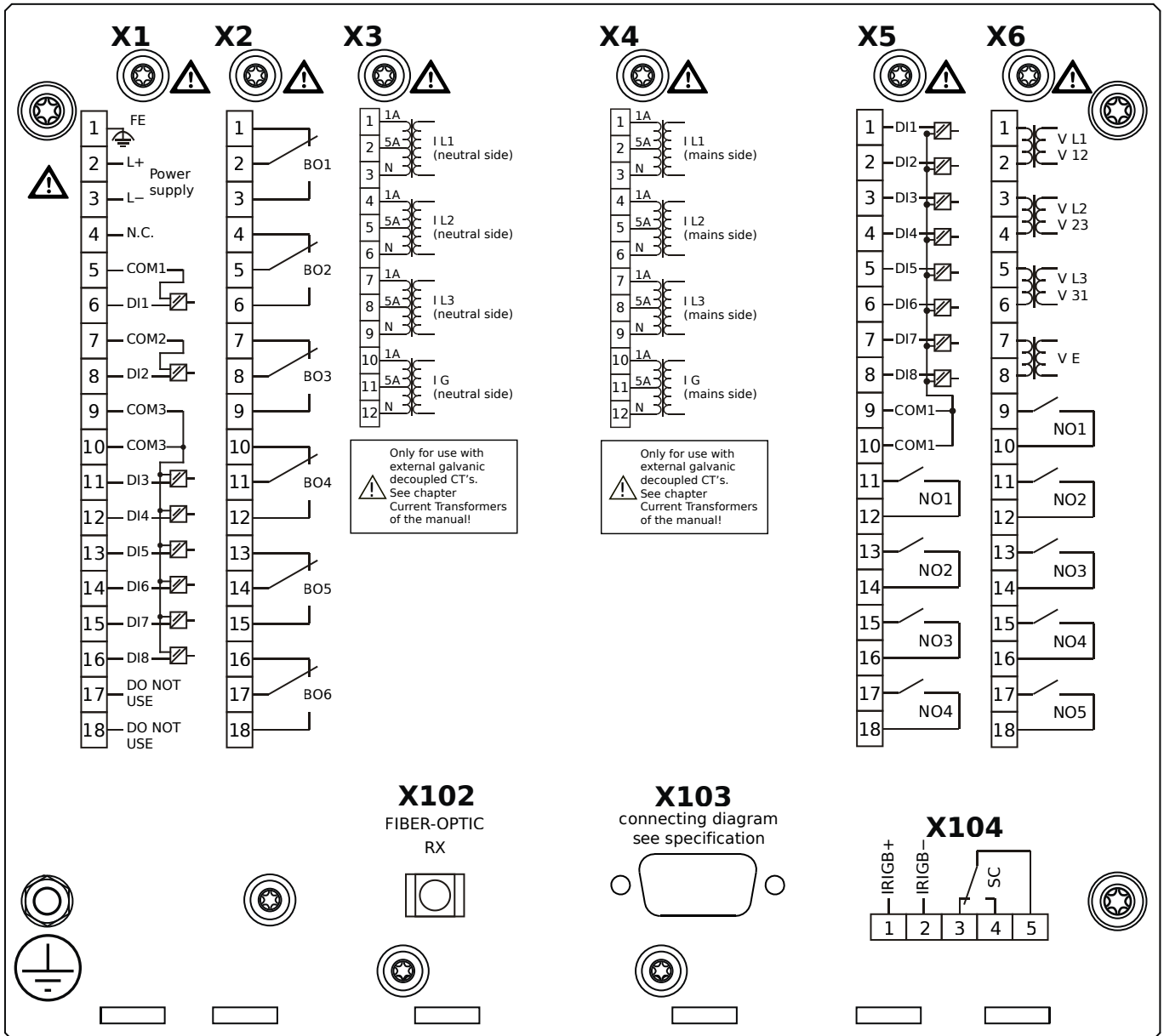
# MCDGV4-2D0AEA



## Housing B2, large display, door mounting

- X1** – DI8-X1: Wide-range power supply unit, incl. 2 non-grouped digital inputs and 6 grouped digital inputs
- X2** – OR6: Assembly Group with 6 Output Relays
- X3** – TI: Standard current measuring card (for the neutral side of the differential protection)
- X4** – TI: Standard current measuring card (for the mains side of the differential protection)
- X5** – DI8-OR4: Assembly Group with 8 Digital Inputs and 4 Output Relays
- X6** – TU-OR5: Voltage measuring assembly group with 5 additional Output Relays (normally open)
- X102** – Universal Resistance-Temperature Detector (URTD) input, Fiber optics interface, Versatile Link
- X103** – Profibus-DP, RS485, D-SUB
- X104** – IRIG-B00X, incl. System Contact (Supervision Contact)

# MCDGV4-2D0AEB

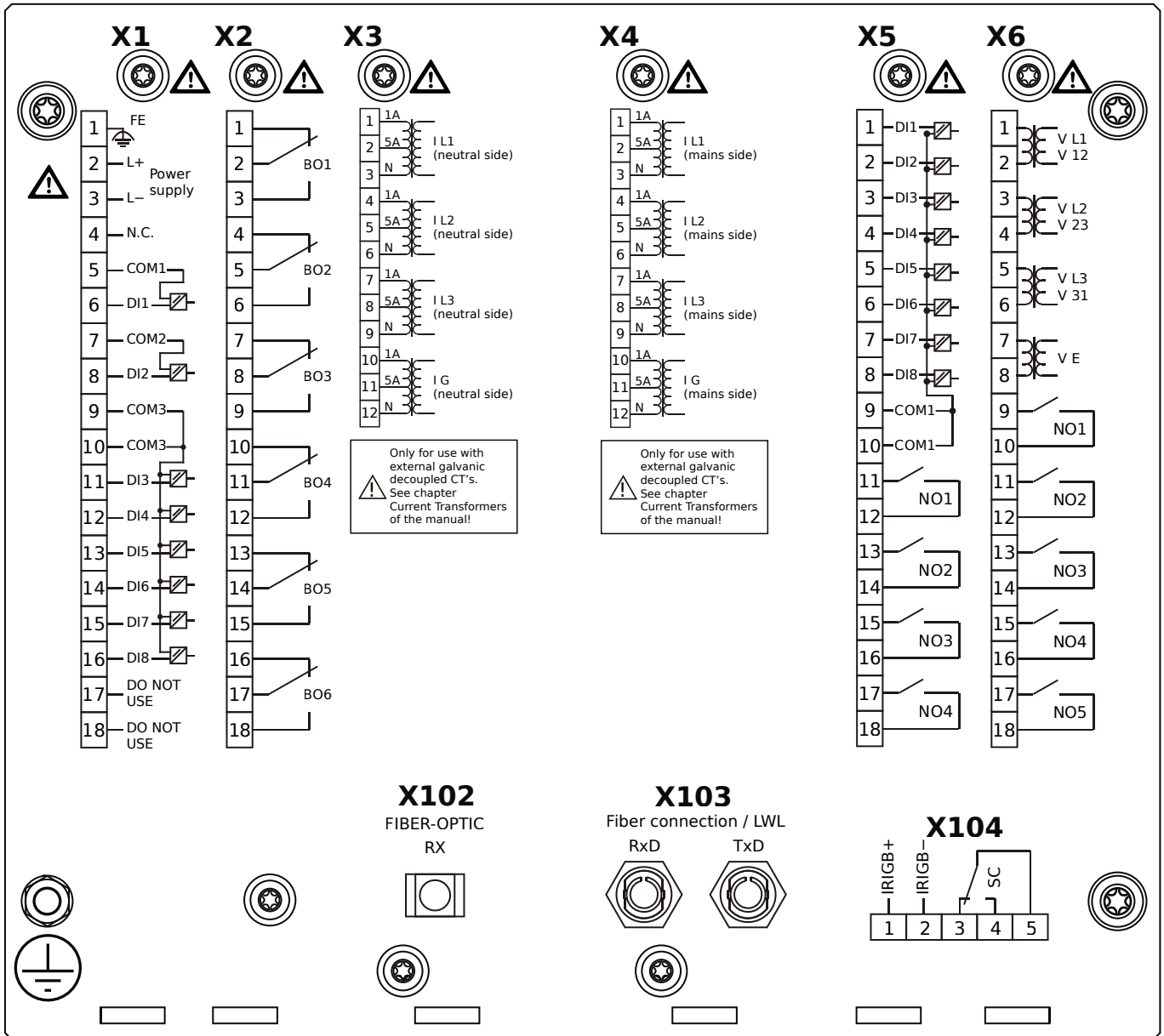


## Housing B2, large display, door mounting

+ Conformal Coating (for installations in harsh environment)

- X1** – DI8-X1: Wide-range power supply unit, incl. 2 non-grouped digital inputs and 6 grouped digital inputs
- X2** – OR6: Assembly Group with 6 Output Relays
- X3** – TI: Standard current measuring card (for the neutral side of the differential protection)
- X4** – TI: Standard current measuring card (for the mains side of the differential protection)
- X5** – DI8-OR4: Assembly Group with 8 Digital Inputs and 4 Output Relays
- X6** – TU-OR5: Voltage measuring assembly group with 5 additional Output Relays (normally open)
- X102** – Universal Resistance-Temperature Detector (URTD) input, Fiber optics interface, Versatile Link
- X103** – Profibus-DP, RS485, D-SUB
- X104** – IRIG-B00X, incl. System Contact (Supervision Contact)

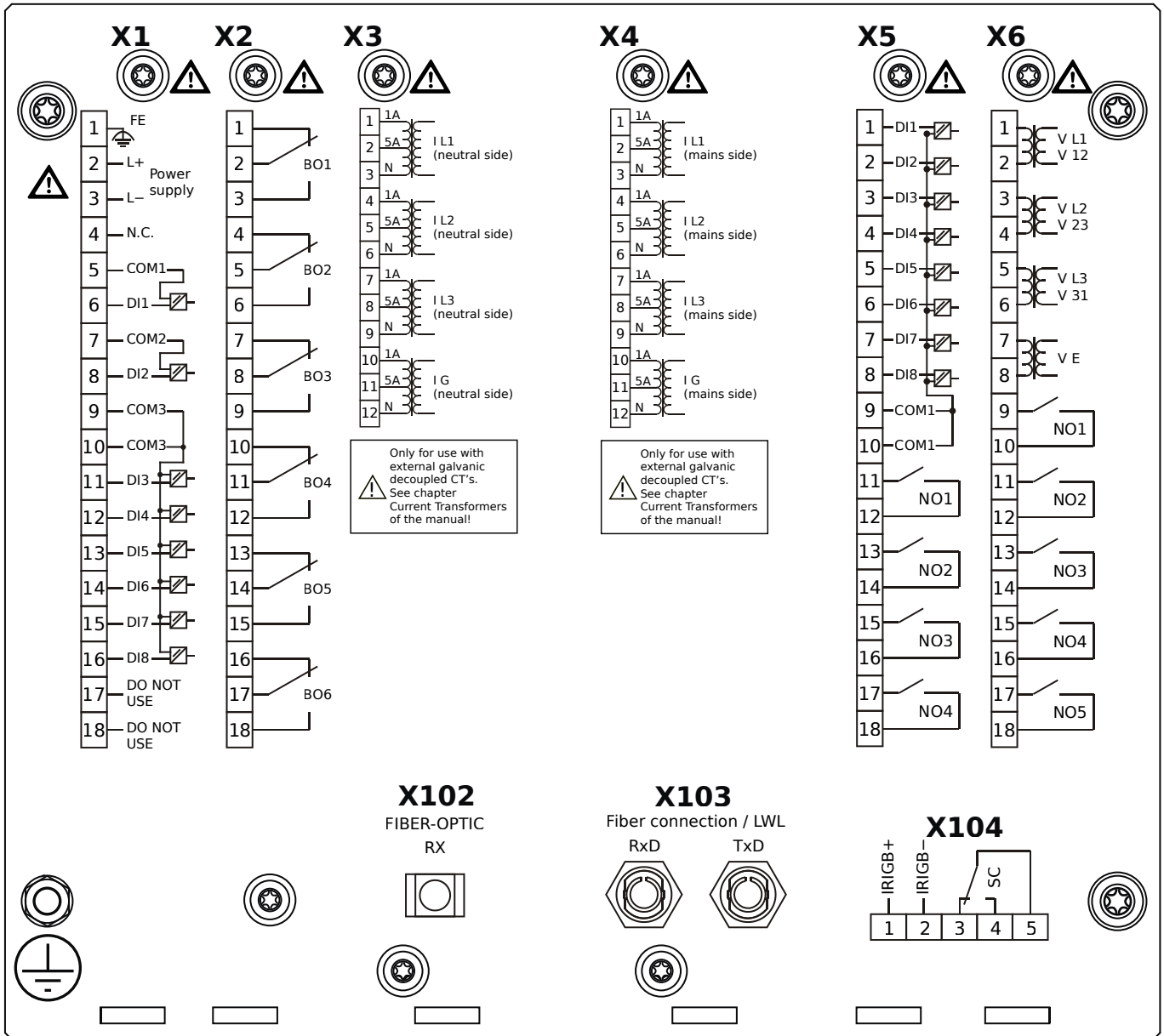
# MCDGV4-2D0AFA



## Housing B2, large display, door mounting

- X1** – DI8-X1: Wide-range power supply unit, incl. 2 non-grouped digital inputs and 6 grouped digital inputs
- X2** – OR6: Assembly Group with 6 Output Relays
- X3** – TI: Standard current measuring card (for the neutral side of the differential protection)
- X4** – TI: Standard current measuring card (for the mains side of the differential protection)
- X5** – DI8-OR4: Assembly Group with 8 Digital Inputs and 4 Output Relays
- X6** – TU-OR5: Voltage measuring assembly group with 5 additional Output Relays (normally open)
- X102** – Universal Resistance-Temperature Detector (URTD) input, Fiber optics interface, Versatile Link
- X103** – Modbus RTU / IEC 60870-5-103 / DNP3.0 RTU, Fiber optics interface, ST Connector
- X104** – IRIG-B00X, incl. System Contact (Supervision Contact)

# MCDGV4-2D0AFB

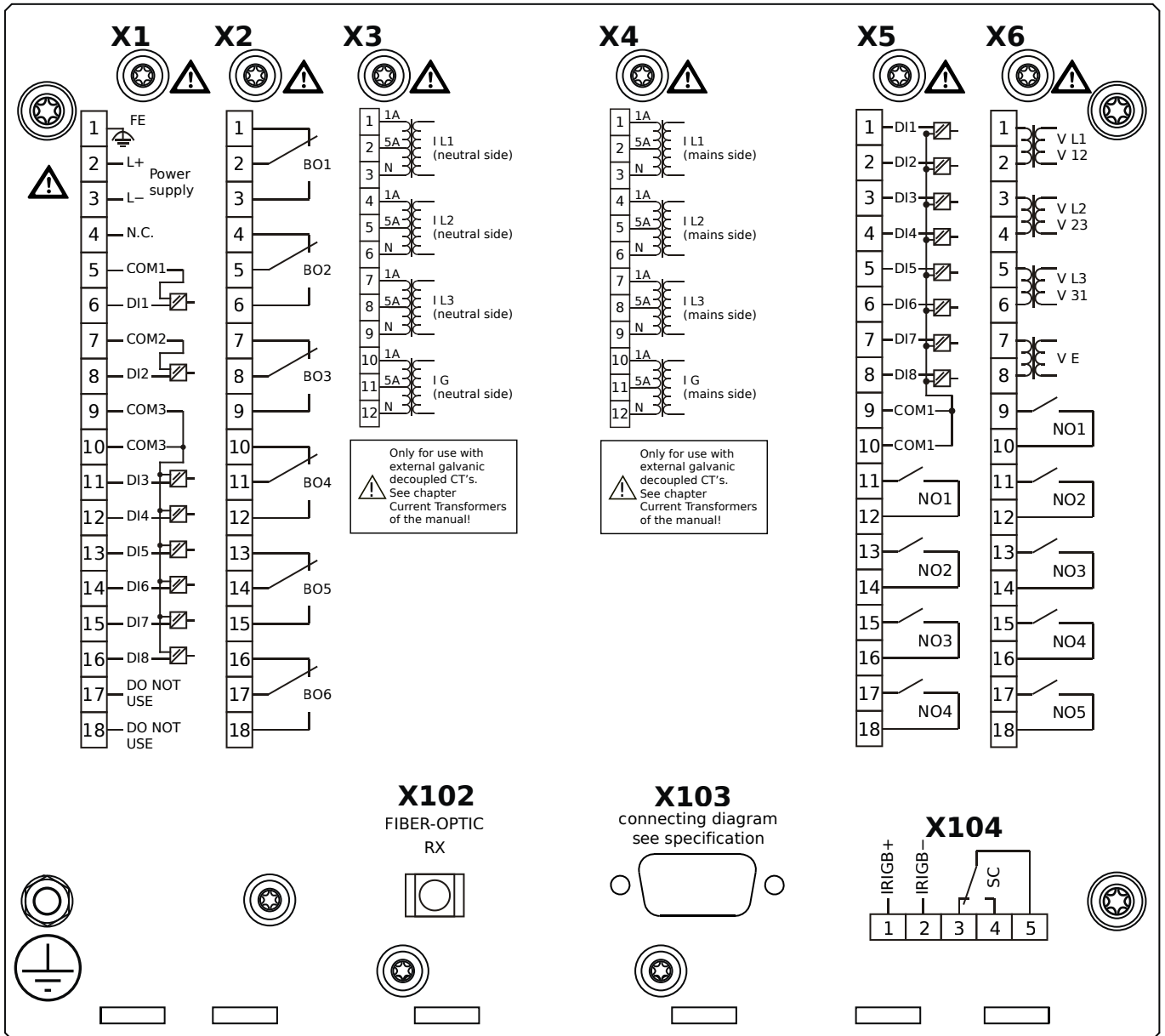


## Housing B2, large display, door mounting

+ Conformal Coating (for installations in harsh environment)

- X1** – DI8-X1: Wide-range power supply unit, incl. 2 non-grouped digital inputs and 6 grouped digital inputs
- X2** – OR6: Assembly Group with 6 Output Relays
- X3** – TI: Standard current measuring card (for the neutral side of the differential protection)
- X4** – TI: Standard current measuring card (for the mains side of the differential protection)
- X5** – DI8-OR4: Assembly Group with 8 Digital Inputs and 4 Output Relays
- X6** – TU-OR5: Voltage measuring assembly group with 5 additional Output Relays (normally open)
- X102** – Universal Resistance-Temperature Detector (URTD) input, Fiber optics interface, Versatile Link
- X103** – Modbus RTU / IEC 60870-5-103 / DNP3.0 RTU, Fiber optics interface, ST Connector
- X104** – IRIG-B00X, incl. System Contact (Supervision Contact)

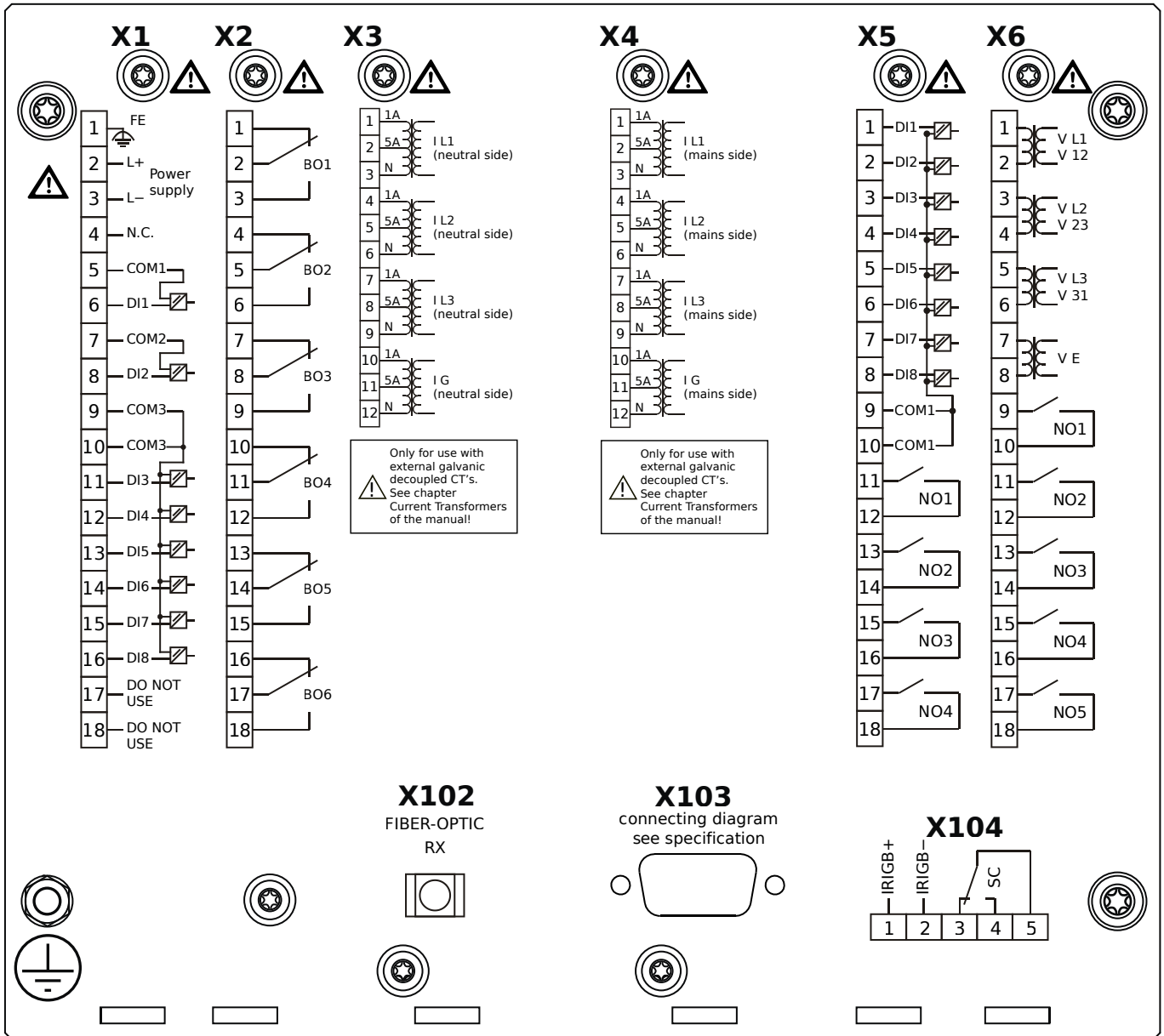
# MCDGV4-2D0AGA



## Housing B2, large display, door mounting

- X1** – DI8-X1: Wide-range power supply unit, incl. 2 non-grouped digital inputs and 6 grouped digital inputs
- X2** – OR6: Assembly Group with 6 Output Relays
- X3** – TI: Standard current measuring card (for the neutral side of the differential protection)
- X4** – TI: Standard current measuring card (for the mains side of the differential protection)
- X5** – DI8-OR4: Assembly Group with 8 Digital Inputs and 4 Output Relays
- X6** – TU-OR5: Voltage measuring assembly group with 5 additional Output Relays (normally open)
- X102** – Universal Resistance-Temperature Detector (URTD) input, Fiber optics interface, Versatile Link
- X103** – Modbus RTU / IEC 60870-5-103 / DNP3.0 RTU, RS485, D-SUB
- X104** – IRIG-B00X, incl. System Contact (Supervision Contact)

# MCDGV4-2D0AGB

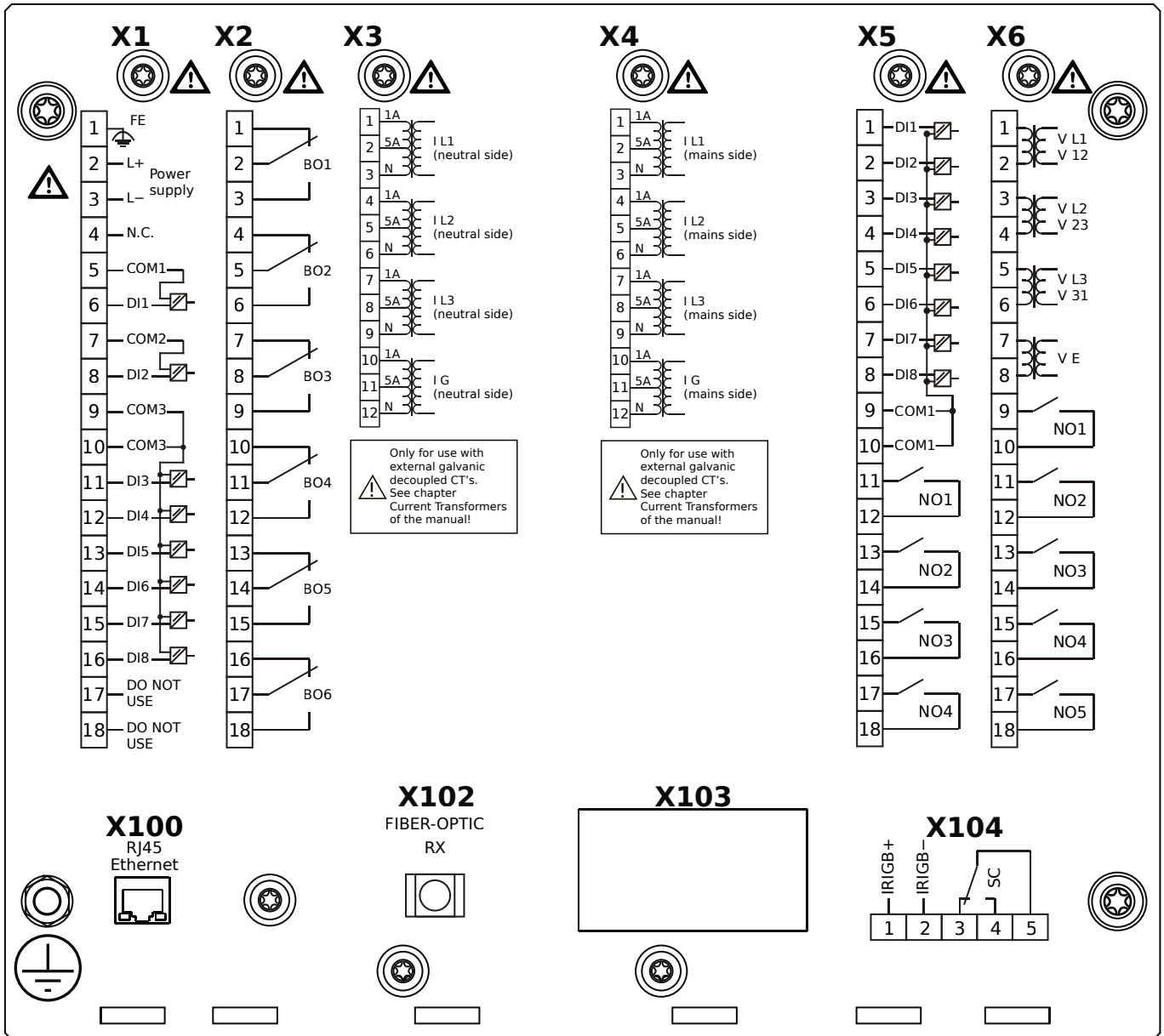


## Housing B2, large display, door mounting

+ Conformal Coating (for installations in harsh environment)

- X1** – DI8-X1: Wide-range power supply unit, incl. 2 non-grouped digital inputs and 6 grouped digital inputs
- X2** – OR6: Assembly Group with 6 Output Relays
- X3** – TI: Standard current measuring card (for the neutral side of the differential protection)
- X4** – TI: Standard current measuring card (for the mains side of the differential protection)
- X5** – DI8-OR4: Assembly Group with 8 Digital Inputs and 4 Output Relays
- X6** – TU-OR5: Voltage measuring assembly group with 5 additional Output Relays (normally open)
- X102** – Universal Resistance-Temperature Detector (URTD) input, Fiber optics interface, Versatile Link
- X103** – Modbus RTU / IEC 60870-5-103 / DNP3.0 RTU, RS485, D-SUB
- X104** – IRIG-B00X, incl. System Contact (Supervision Contact)

# MCDGV4-2D0AHA

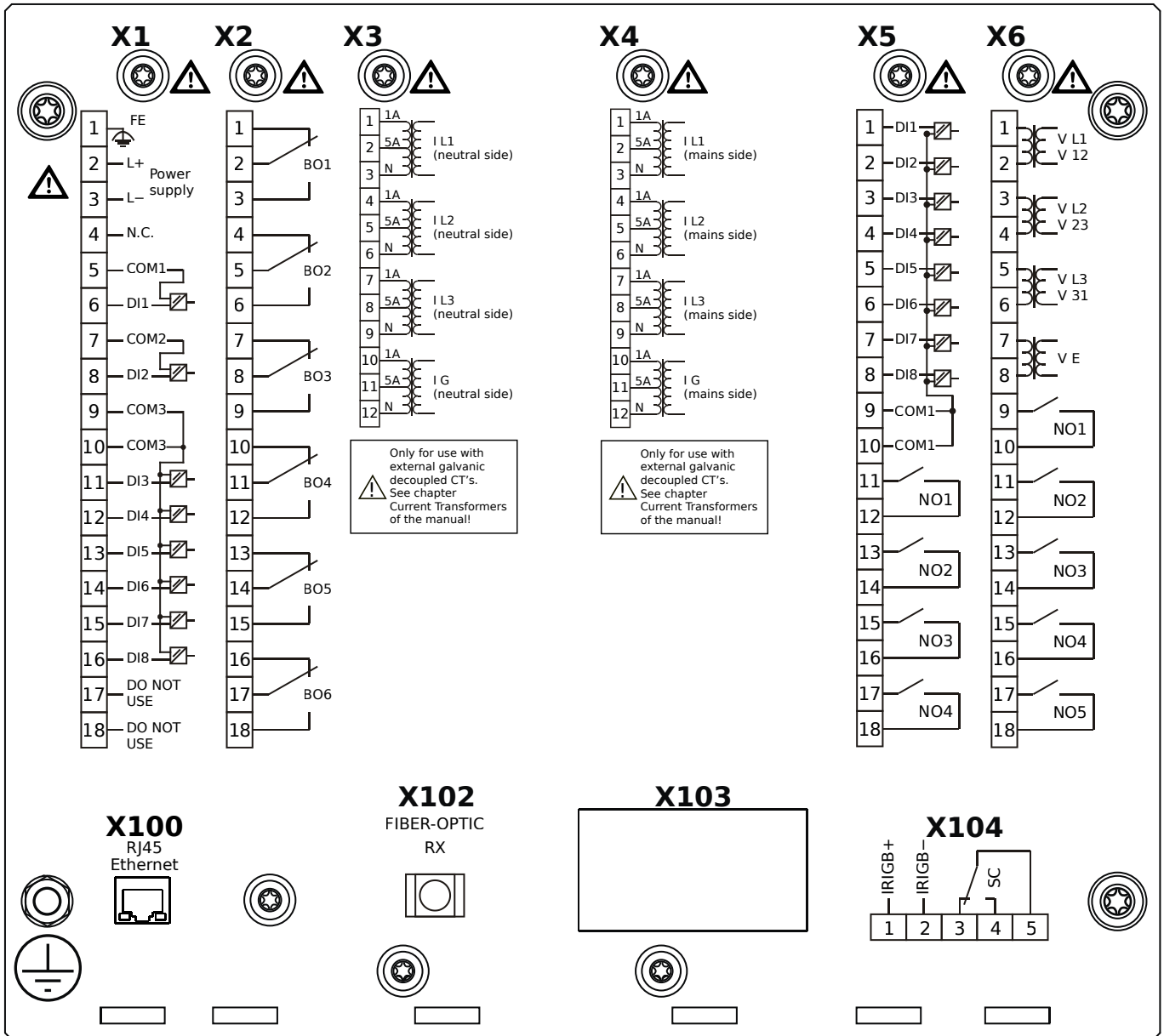


## Housing B2, large display, door mounting

- X1** – DI8-X1: Wide-range power supply unit, incl. 2 non-grouped digital inputs and 6 grouped digital inputs
- X2** – OR6: Assembly Group with 6 Output Relays
- X3** – TI: Standard current measuring card (for the neutral side of the differential protection)
- X4** – TI: Standard current measuring card (for the mains side of the differential protection)
- X5** – DI8-OR4: Assembly Group with 8 Digital Inputs and 4 Output Relays
- X6** – TU-OR5: Voltage measuring assembly group with 5 additional Output Relays (normally open)
- X100** – IEC 61850 / Modbus TCP / DNP3.0 TCP/UDP, Ethernet interface, 100 Mbit/s, RJ45 (BASE100-FX)
- X102** – Universal Resistance-Temperature Detector (URTD) input, Fiber optics interface, Versatile Link
- X104** – IRIG-B00X, incl. System Contact (Supervision Contact)



# MCDGV4-2D0AHB

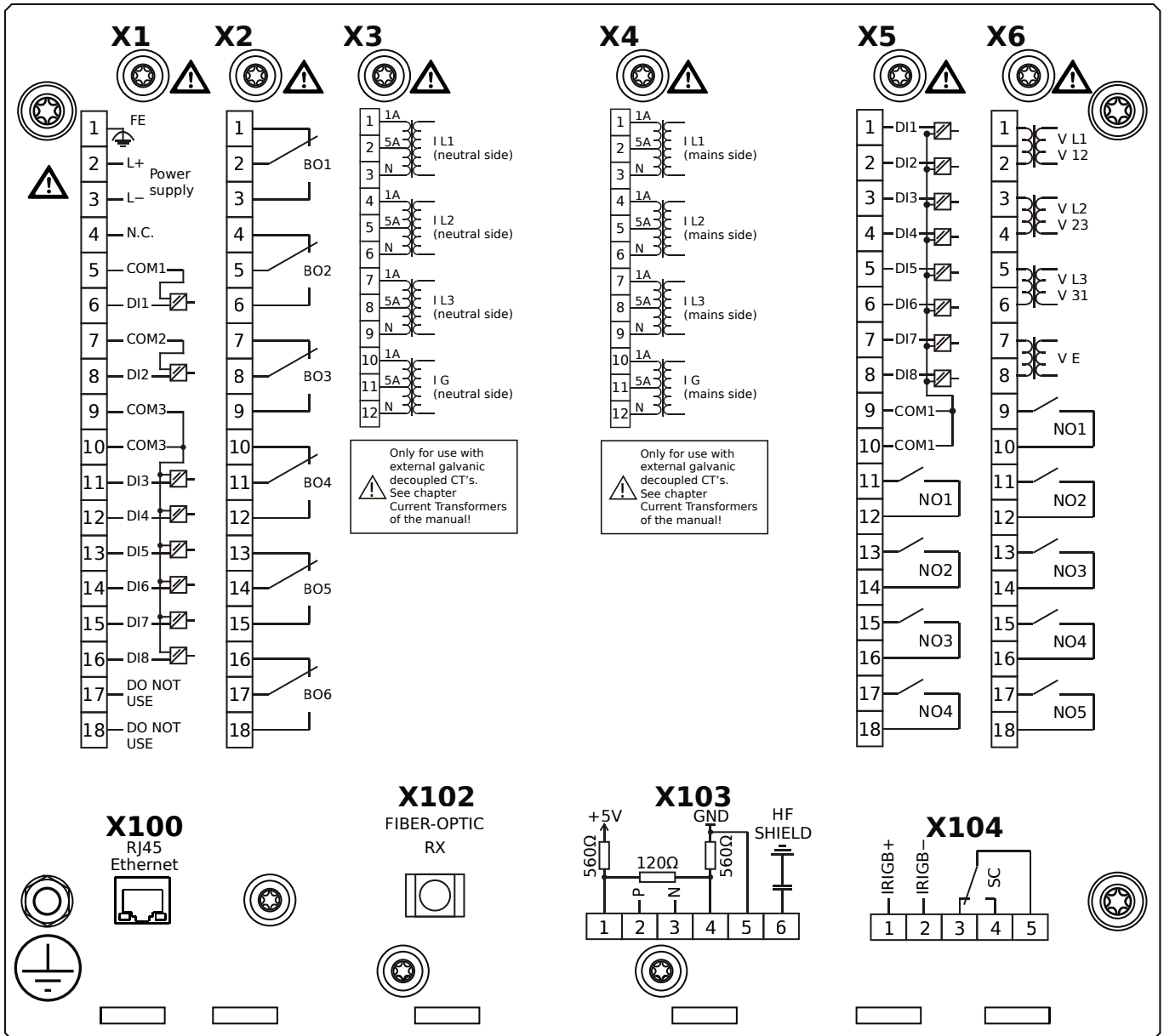


## Housing B2, large display, door mounting

+ Conformal Coating (for installations in harsh environment)

- X1** – DI8-X1: Wide-range power supply unit, incl. 2 non-grouped digital inputs and 6 grouped digital inputs
- X2** – OR6: Assembly Group with 6 Output Relays
- X3** – TI: Standard current measuring card (for the neutral side of the differential protection)
- X4** – TI: Standard current measuring card (for the mains side of the differential protection)
- X5** – DI8-OR4: Assembly Group with 8 Digital Inputs and 4 Output Relays
- X6** – TU-OR5: Voltage measuring assembly group with 5 additional Output Relays (normally open)
- X100** – IEC 61850 / Modbus TCP / DNP3.0 TCP/UDP, Ethernet interface, 100 Mbit/s, RJ45 (BASE100-FX)
- X102** – Universal Resistance-Temperature Detector (URTD) input, Fiber optics interface, Versatile Link
- X104** – IRIG-B00X, incl. System Contact (Supervision Contact)

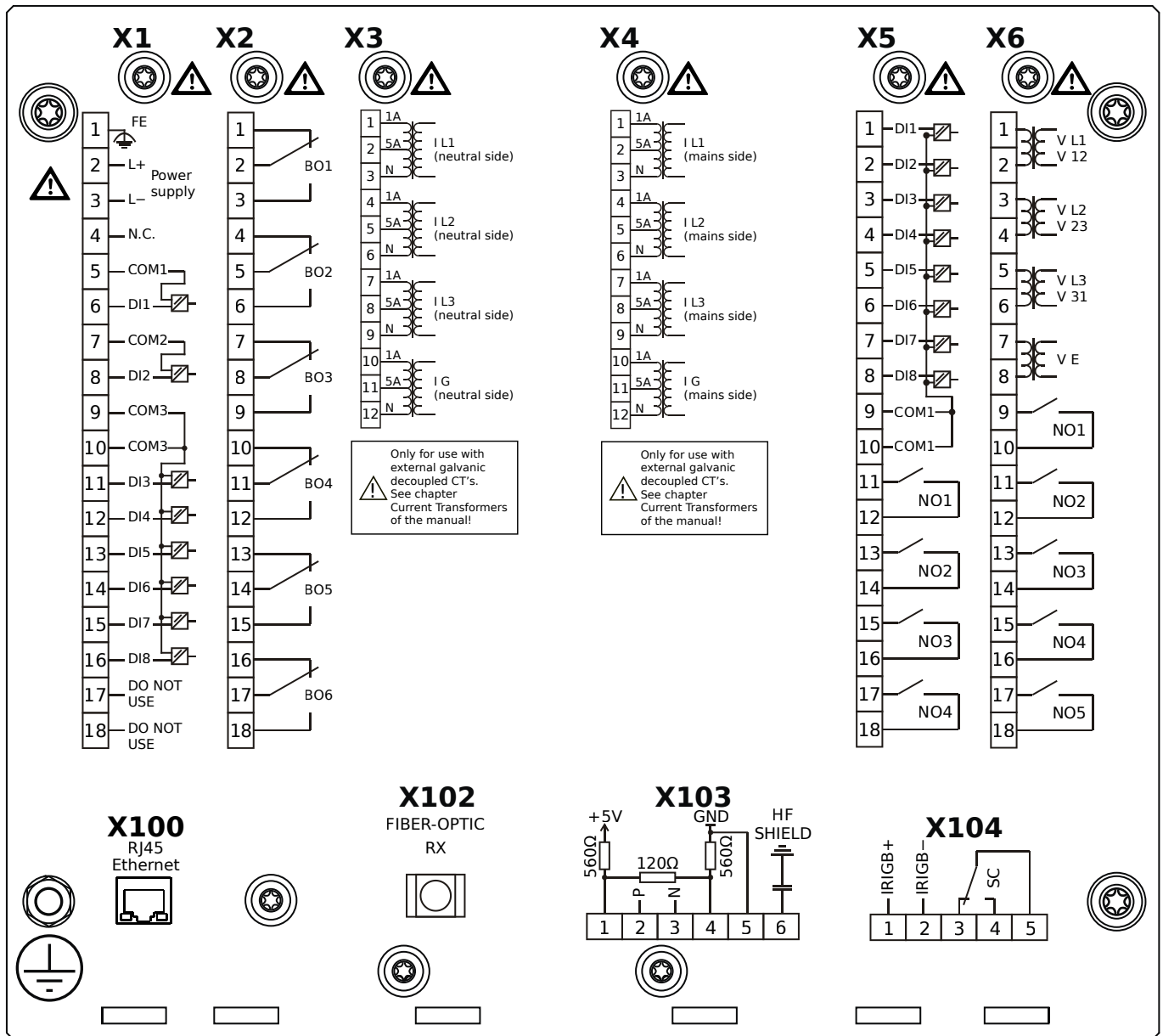
# MCDGV4-2D0AIA



## Housing B2, large display, door mounting

- X1** – DI8-X1: Wide-range power supply unit, incl. 2 non-grouped digital inputs and 6 grouped digital inputs
- X2** – OR6: Assembly Group with 6 Output Relays
- X3** – TI: Standard current measuring card (for the neutral side of the differential protection)
- X4** – TI: Standard current measuring card (for the mains side of the differential protection)
- X5** – DI8-OR4: Assembly Group with 8 Digital Inputs and 4 Output Relays
- X6** – TU-OR5: Voltage measuring assembly group with 5 additional Output Relays (normally open)
- X100** – Modbus TCP / DNP3.0 TCP/UDP, Ethernet interface, 100 Mbit/s, RJ45 (BASE100-FX)
- X102** – Universal Resistance-Temperature Detector (URTD) input, Fiber optics interface, Versatile Link
- X103** – IEC 60870-5-103 / Modbus RTU / DNP3.0 RTU, RS485, Terminals
- X104** – I RIG-B00X, incl. System Contact (Supervision Contact)

# MCDGV4-2D0AIB

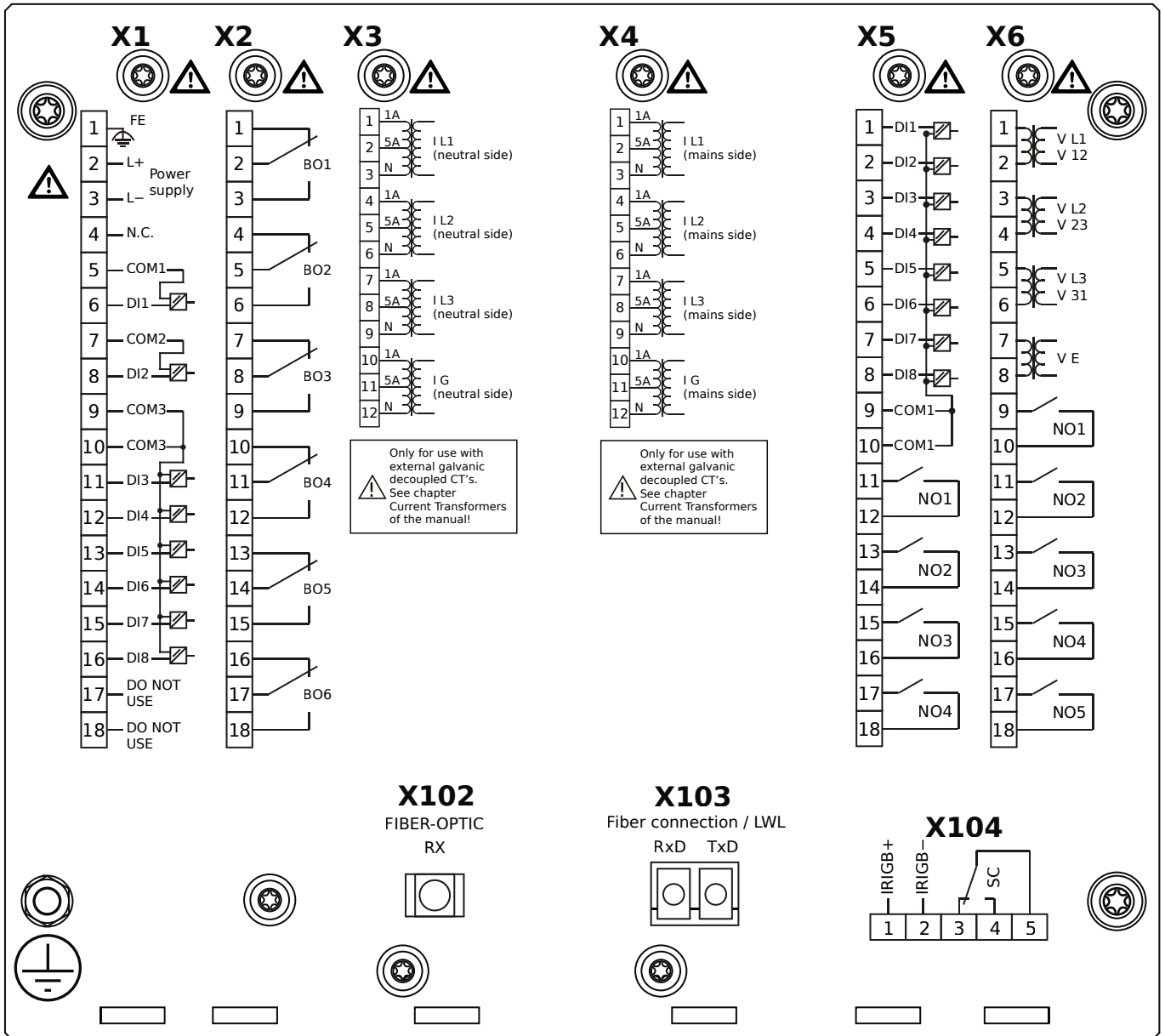


## Housing B2, large display, door mounting

+ Conformal Coating (for installations in harsh environment)

- X1** – DI8-X1: Wide-range power supply unit, incl. 2 non-grouped digital inputs and 6 grouped digital inputs
- X2** – OR6: Assembly Group with 6 Output Relays
- X3** – TI: Standard current measuring card (for the neutral side of the differential protection)
- X4** – TI: Standard current measuring card (for the mains side of the differential protection)
- X5** – DI8-OR4: Assembly Group with 8 Digital Inputs and 4 Output Relays
- X6** – TU-OR5: Voltage measuring assembly group with 5 additional Output Relays (normally open)
- X100** – Modbus TCP / DNP3.0 TCP/UDP, Ethernet interface, 100 Mbit/s, RJ45 (BASE100-FX)
- X102** – Universal Resistance-Temperature Detector (URTD) input, Fiber optics interface, Versatile Link
- X103** – IEC 60870-5-103 / Modbus RTU / DNP3.0 RTU, RS485, Terminals
- X104** – IRIG-B00X, incl. System Contact (Supervision Contact)

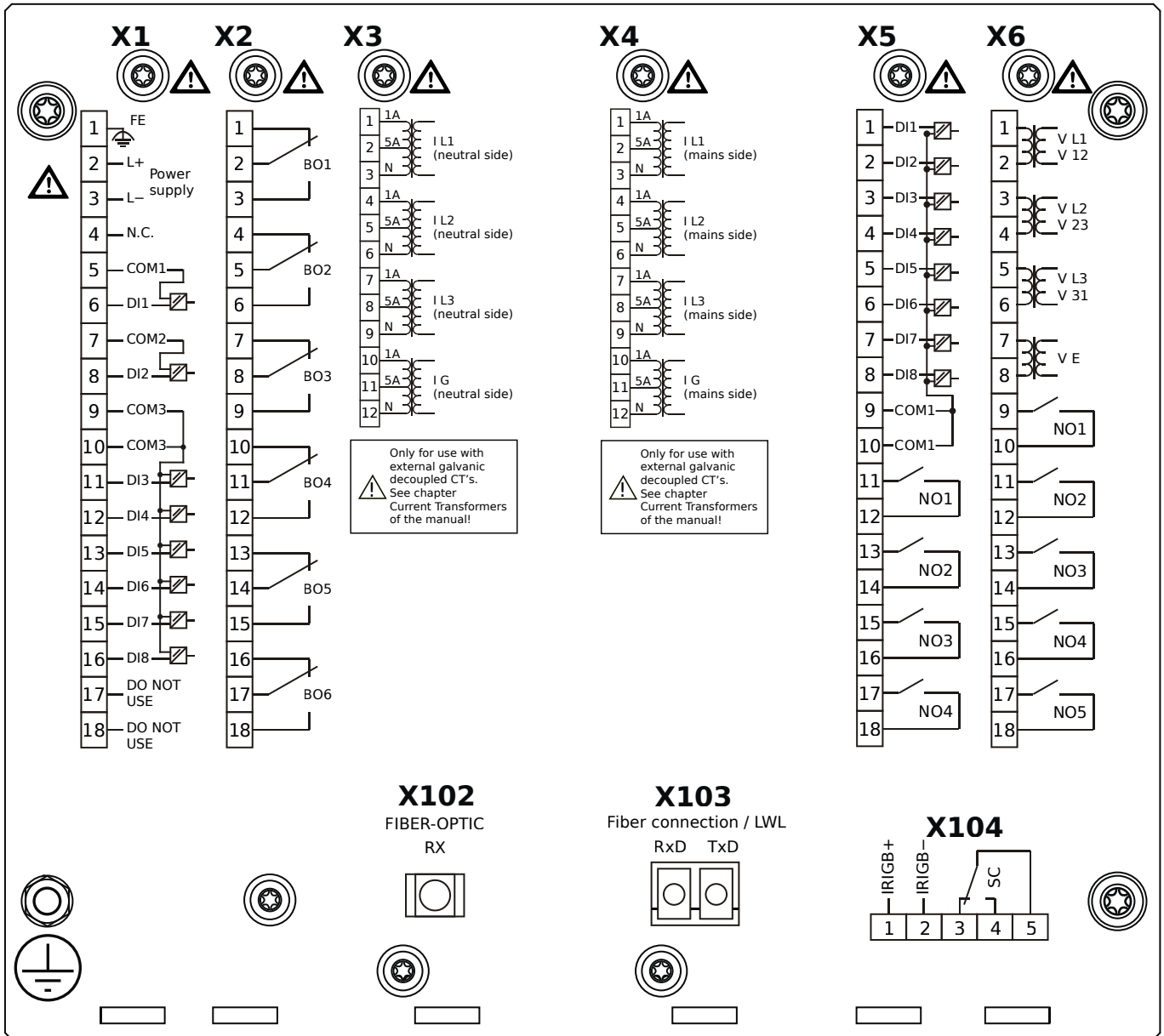
# MCDGV4-2D0AKA



## Housing B2, large display, door mounting

- X1** – DI8-X1: Wide-range power supply unit, incl. 2 non-grouped digital inputs and 6 grouped digital inputs
- X2** – OR6: Assembly Group with 6 Output Relays
- X3** – TI: Standard current measuring card (for the neutral side of the differential protection)
- X4** – TI: Standard current measuring card (for the mains side of the differential protection)
- X5** – DI8-OR4: Assembly Group with 8 Digital Inputs and 4 Output Relays
- X6** – TU-OR5: Voltage measuring assembly group with 5 additional Output Relays (normally open)
- X102** – Universal Resistance-Temperature Detector (URTD) input, Fiber optics interface, Versatile Link
- X103** – IEC 61850 / Modbus TCP / DNP3.0 TCP/UDP, Fiber optics interface, LC Connector
- X104** – IRIG-B00X, incl. System Contact (Supervision Contact)

# MCDGV4-2D0AKB

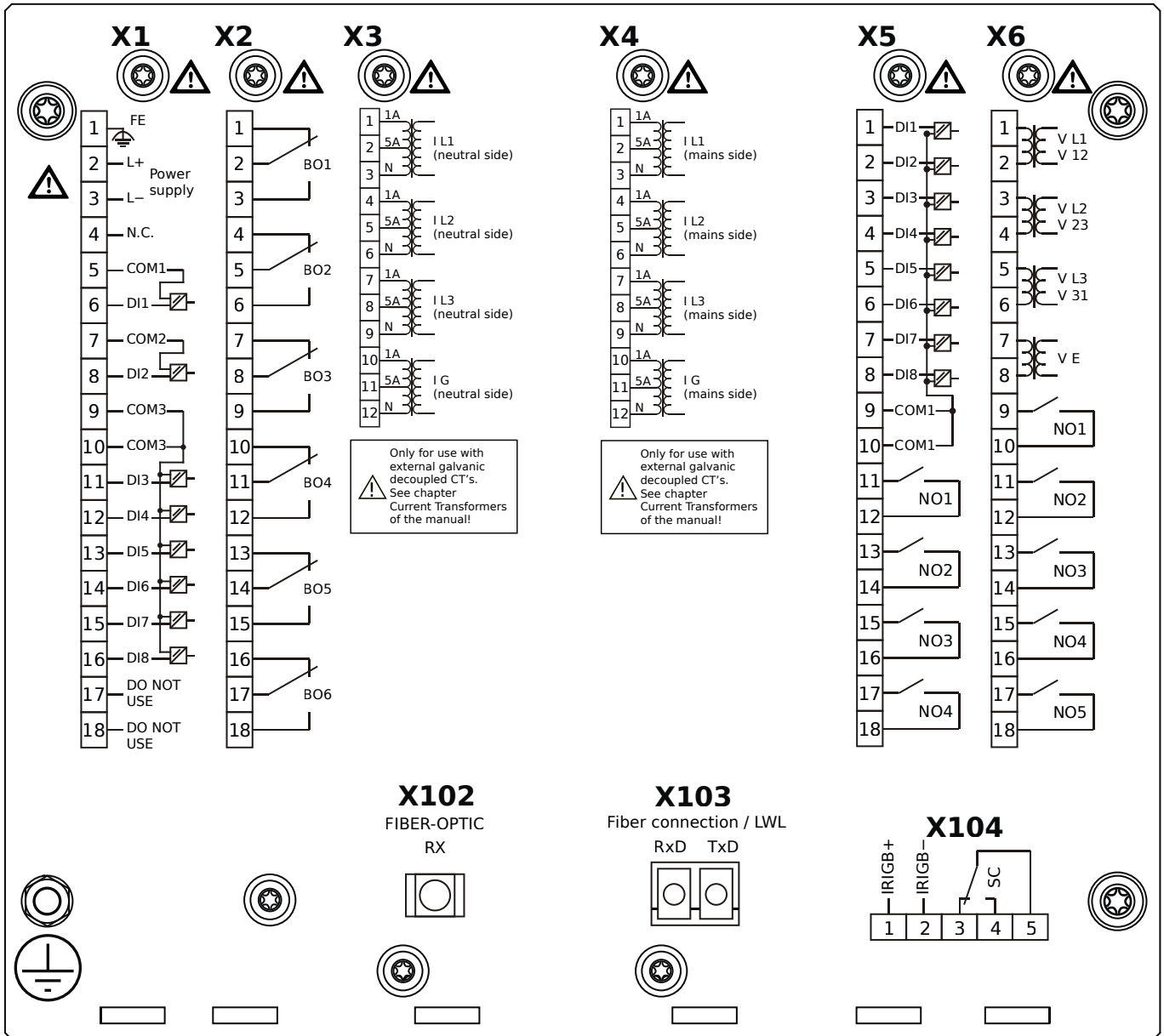


## Housing B2, large display, door mounting

+ Conformal Coating (for installations in harsh environment)

- X1** – DI8-X1: Wide-range power supply unit, incl. 2 non-grouped digital inputs and 6 grouped digital inputs
- X2** – OR6: Assembly Group with 6 Output Relays
- X3** – TI: Standard current measuring card (for the neutral side of the differential protection)
- X4** – TI: Standard current measuring card (for the mains side of the differential protection)
- X5** – DI8-OR4: Assembly Group with 8 Digital Inputs and 4 Output Relays
- X6** – TU-OR5: Voltage measuring assembly group with 5 additional Output Relays (normally open)
- X102** – Universal Resistance-Temperature Detector (URTD) input, Fiber optics interface, Versatile Link
- X103** – IEC 61850 / Modbus TCP / DNP3.0 TCP/UDP, Fiber optics interface, LC Connector
- X104** – IRIG-B00X, incl. System Contact (Supervision Contact)

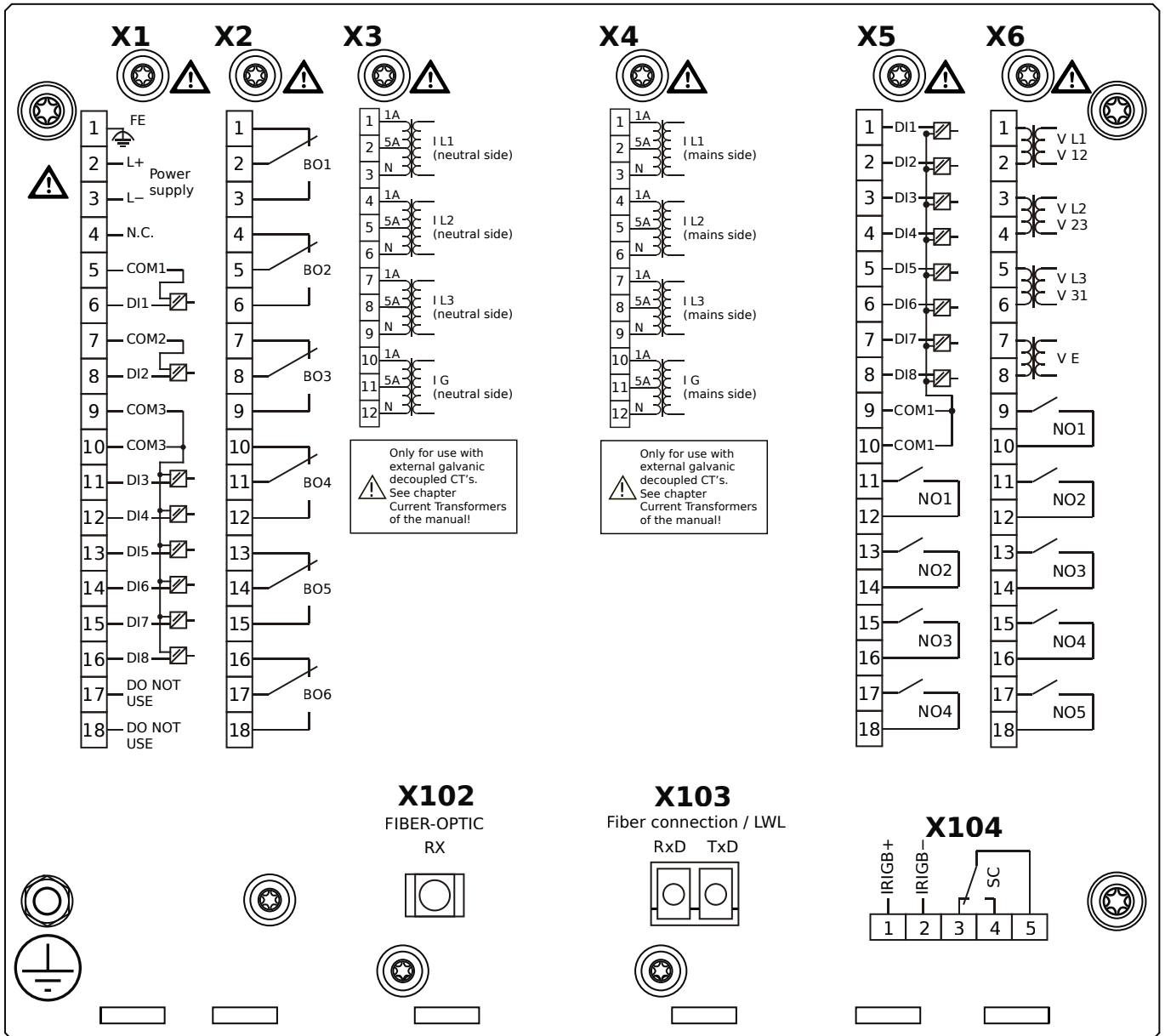
# MCDGV4-2D0ALA



## Housing B2, large display, door mounting

- X1** – DI8-X1: Wide-range power supply unit, incl. 2 non-grouped digital inputs and 6 grouped digital inputs
- X2** – OR6: Assembly Group with 6 Output Relays
- X3** – TI: Standard current measuring card (for the neutral side of the differential protection)
- X4** – TI: Standard current measuring card (for the mains side of the differential protection)
- X5** – DI8-OR4: Assembly Group with 8 Digital Inputs and 4 Output Relays
- X6** – TU-OR5: Voltage measuring assembly group with 5 additional Output Relays (normally open)
- X102** – Universal Resistance-Temperature Detector (URTD) input, Fiber optics interface, Versatile Link
- X103** – Modbus TCP / DNP3.0 TCP/UDP, Fiber optics interface, LC Connector
- X104** – IRIG-B00X, incl. System Contact (Supervision Contact)

# MCDGV4-2D0ALB

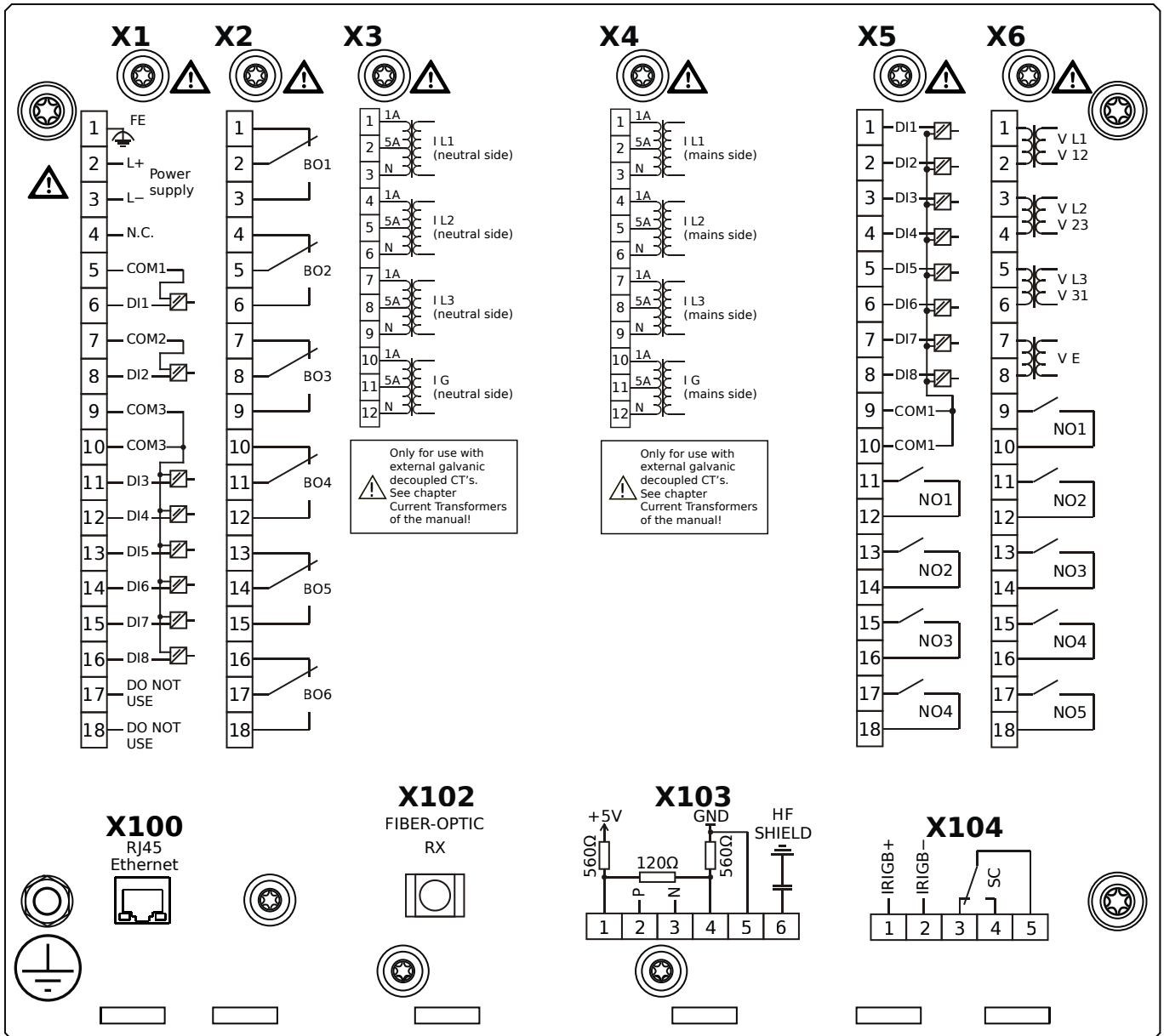


## Housing B2, large display, door mounting

+ Conformal Coating (for installations in harsh environment)

- X1** – DI8-X1: Wide-range power supply unit, incl. 2 non-grouped digital inputs and 6 grouped digital inputs
- X2** – OR6: Assembly Group with 6 Output Relays
- X3** – TI: Standard current measuring card (for the neutral side of the differential protection)
- X4** – TI: Standard current measuring card (for the mains side of the differential protection)
- X5** – DI8-OR4: Assembly Group with 8 Digital Inputs and 4 Output Relays
- X6** – TU-OR5: Voltage measuring assembly group with 5 additional Output Relays (normally open)
- X102** – Universal Resistance-Temperature Detector (URTD) input, Fiber optics interface, Versatile Link
- X103** – Modbus TCP / DNP3.0 TCP/UDP, Fiber optics interface, LC Connector
- X104** – IRIG-B00X, incl. System Contact (Supervision Contact)

# MCDGV4-2D0ATA

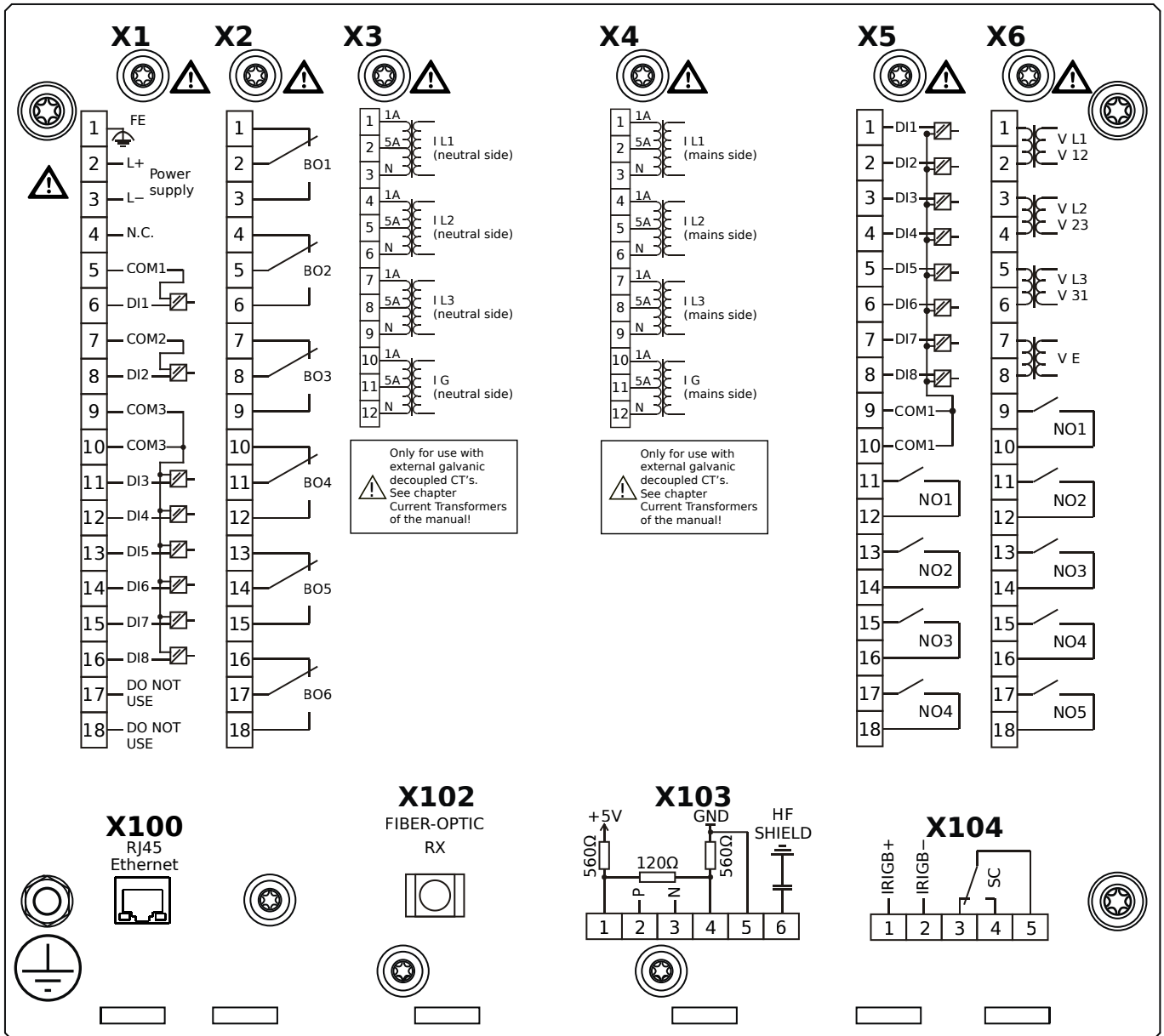


## Housing B2, large display, door mounting

- X1** – DI8-X1: Wide-range power supply unit, incl. 2 non-grouped digital inputs and 6 grouped digital inputs
- X2** – OR6: Assembly Group with 6 Output Relays
- X3** – TI: Standard current measuring card (for the neutral side of the differential protection)
- X4** – TI: Standard current measuring card (for the mains side of the differential protection)
- X5** – DI8-OR4: Assembly Group with 8 Digital Inputs and 4 Output Relays
- X6** – TU-OR5: Voltage measuring assembly group with 5 additional Output Relays (normally open)
- X100** – IEC 61850 / Modbus TCP / DNP3.0 TCP/UDP, Ethernet interface, 100 Mbit/s, RJ45 (BASE100-FX)
- X102** – Universal Resistance-Temperature Detector (URTD) input, Fiber optics interface, Versatile Link
- X103** – IEC 60870-5-103 / Modbus RTU / DNP3.0 RTU, RS485, Terminals
- X104** – IRIG-B00X, incl. System Contact (Supervision Contact)



# MCDGV4-2D0ATB

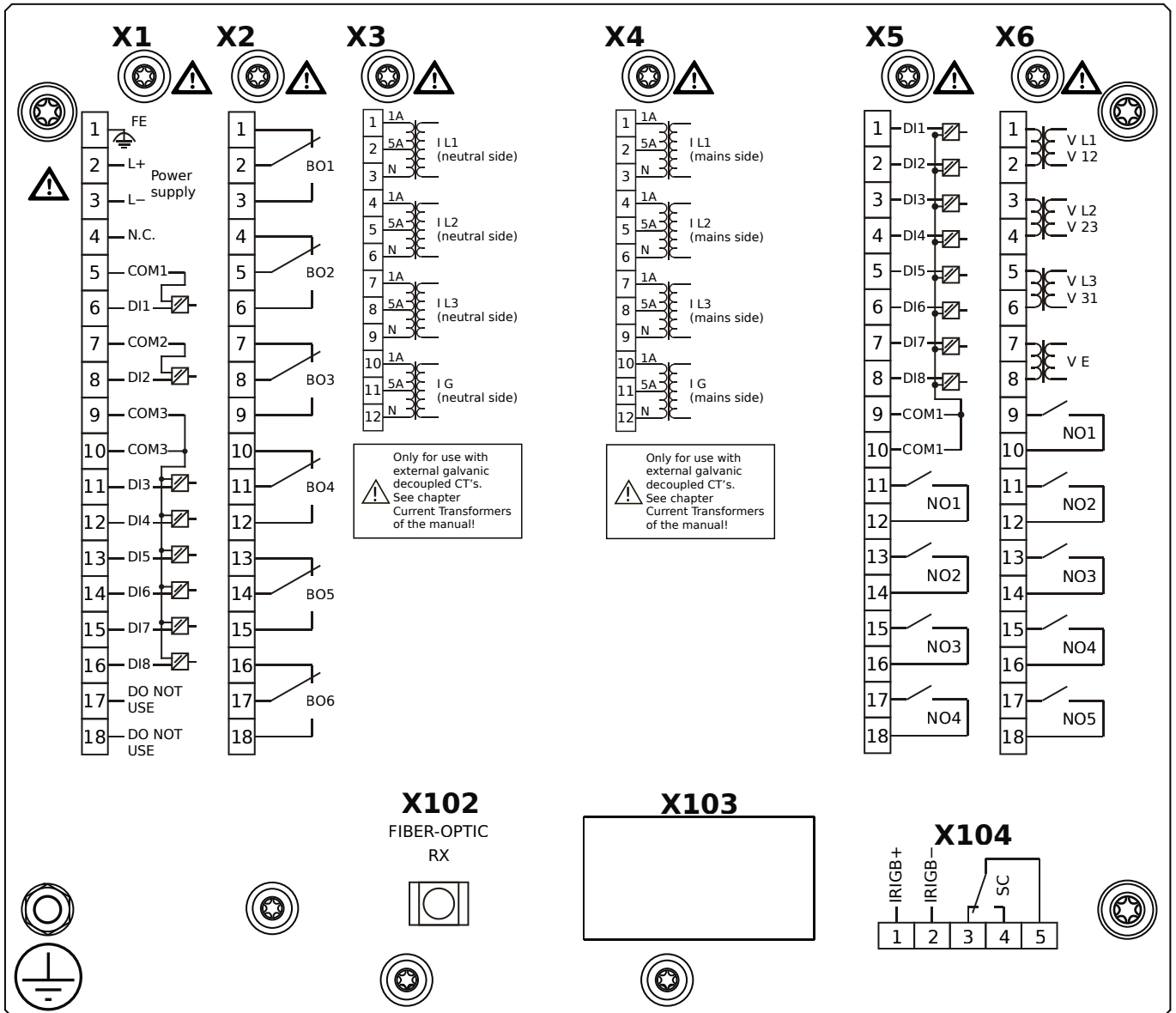


## Housing B2, large display, door mounting

+ Conformal Coating (for installations in harsh environment)

- X1** – DI8-X1: Wide-range power supply unit, incl. 2 non-grouped digital inputs and 6 grouped digital inputs
- X2** – OR6: Assembly Group with 6 Output Relays
- X3** – TI: Standard current measuring card (for the neutral side of the differential protection)
- X4** – TI: Standard current measuring card (for the mains side of the differential protection)
- X5** – DI8-OR4: Assembly Group with 8 Digital Inputs and 4 Output Relays
- X6** – TU-OR5: Voltage measuring assembly group with 5 additional Output Relays (normally open)
- X100** – IEC 61850 / Modbus TCP / DNP3.0 TCP/UDP, Ethernet interface, 100 Mbit/s, RJ45 (BASE100-FX)
- X102** – Universal Resistance-Temperature Detector (URTD) input, Fiber optics interface, Versatile Link
- X103** – IEC 60870-5-103 / Modbus RTU / DNP3.0 RTU, RS485, Terminals
- X104** – IRIG-B00X, incl. System Contact (Supervision Contact)

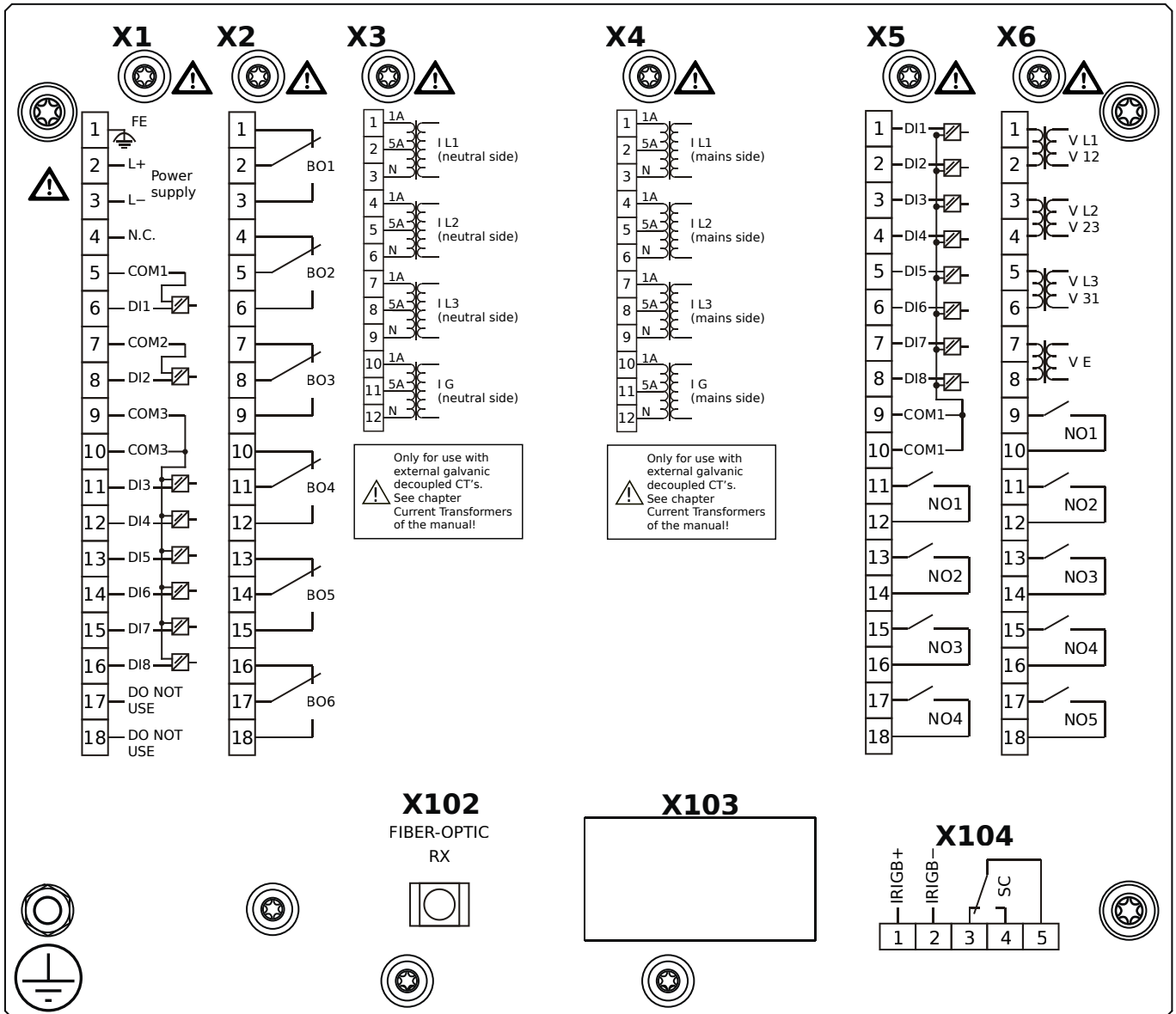
# MCDGV4-2D0BAA



## Housing B2, large display, 19" rack mounting

- X1** – DI8-X1: Wide-range power supply unit, incl. 2 non-grouped digital inputs and 6 grouped digital inputs
- X2** – OR6: Assembly Group with 6 Output Relays
- X3** – TI: Standard current measuring card (for the neutral side of the differential protection)
- X4** – TI: Standard current measuring card (for the mains side of the differential protection)
- X5** – DI8-OR4: Assembly Group with 8 Digital Inputs and 4 Output Relays
- X6** – TU-OR5: Voltage measuring assembly group with 5 additional Output Relays (normally open)
- X102** – Universal Resistance-Temperature Detector (URTD) input, Fiber optics interface, Versatile Link
- X104** – IRIG-B00X, incl. System Contact (Supervision Contact)

# MCDGV4-2D0BAB

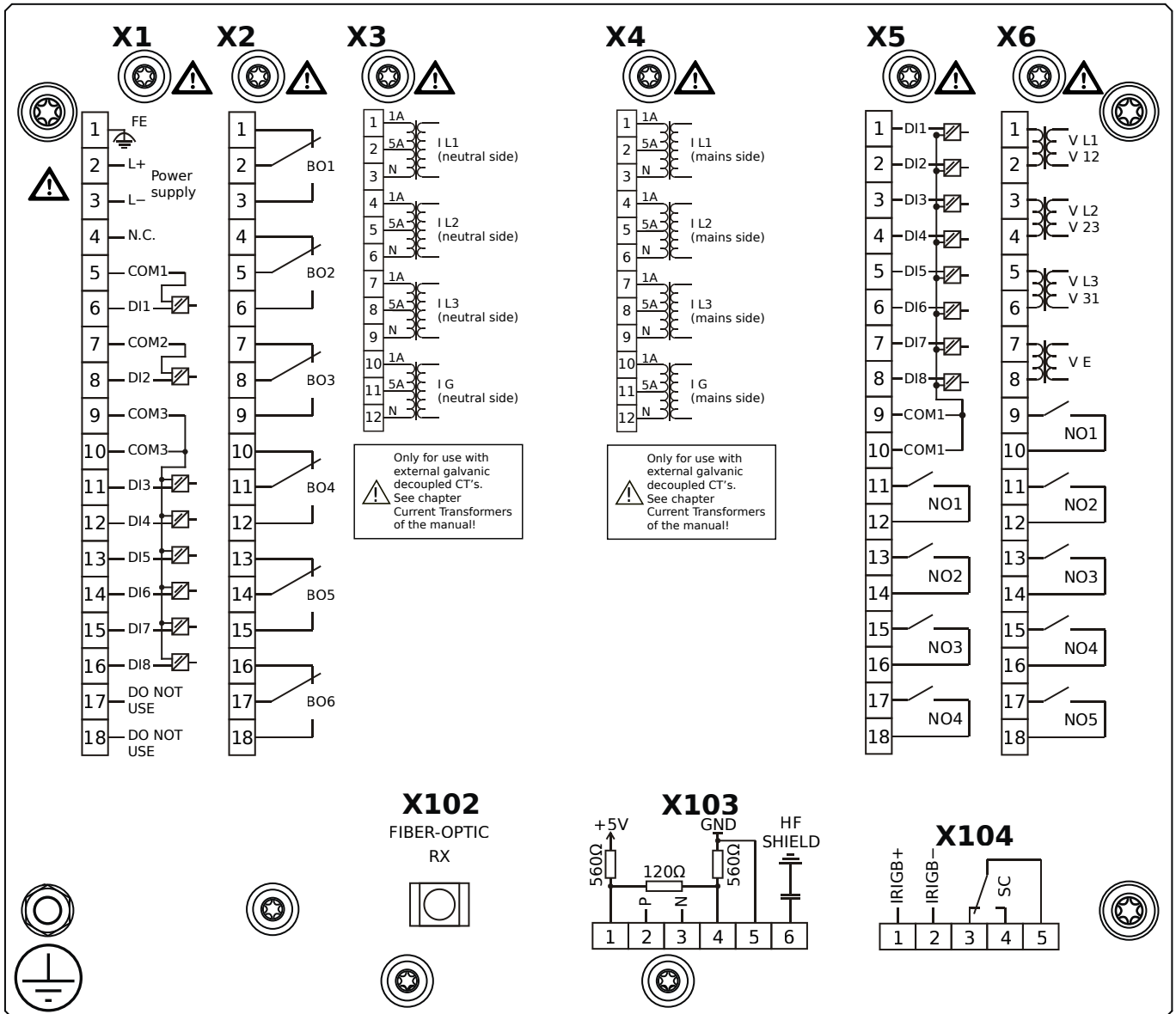


## Housing B2, large display, 19" rack mounting

+ Conformal Coating (for installations in harsh environment)

- X1** – DI8-X1: Wide-range power supply unit, incl. 2 non-grouped digital inputs and 6 grouped digital inputs
- X2** – OR6: Assembly Group with 6 Output Relays
- X3** – TI: Standard current measuring card (for the neutral side of the differential protection)
- X4** – TI: Standard current measuring card (for the mains side of the differential protection)
- X5** – DI8-OR4: Assembly Group with 8 Digital Inputs and 4 Output Relays
- X6** – TU-OR5: Voltage measuring assembly group with 5 additional Output Relays (normally open)
- X102** – Universal Resistance-Temperature Detector (URTD) input, Fiber optics interface, Versatile Link
- X104** – IRIG-B00X, incl. System Contact (Supervision Contact)

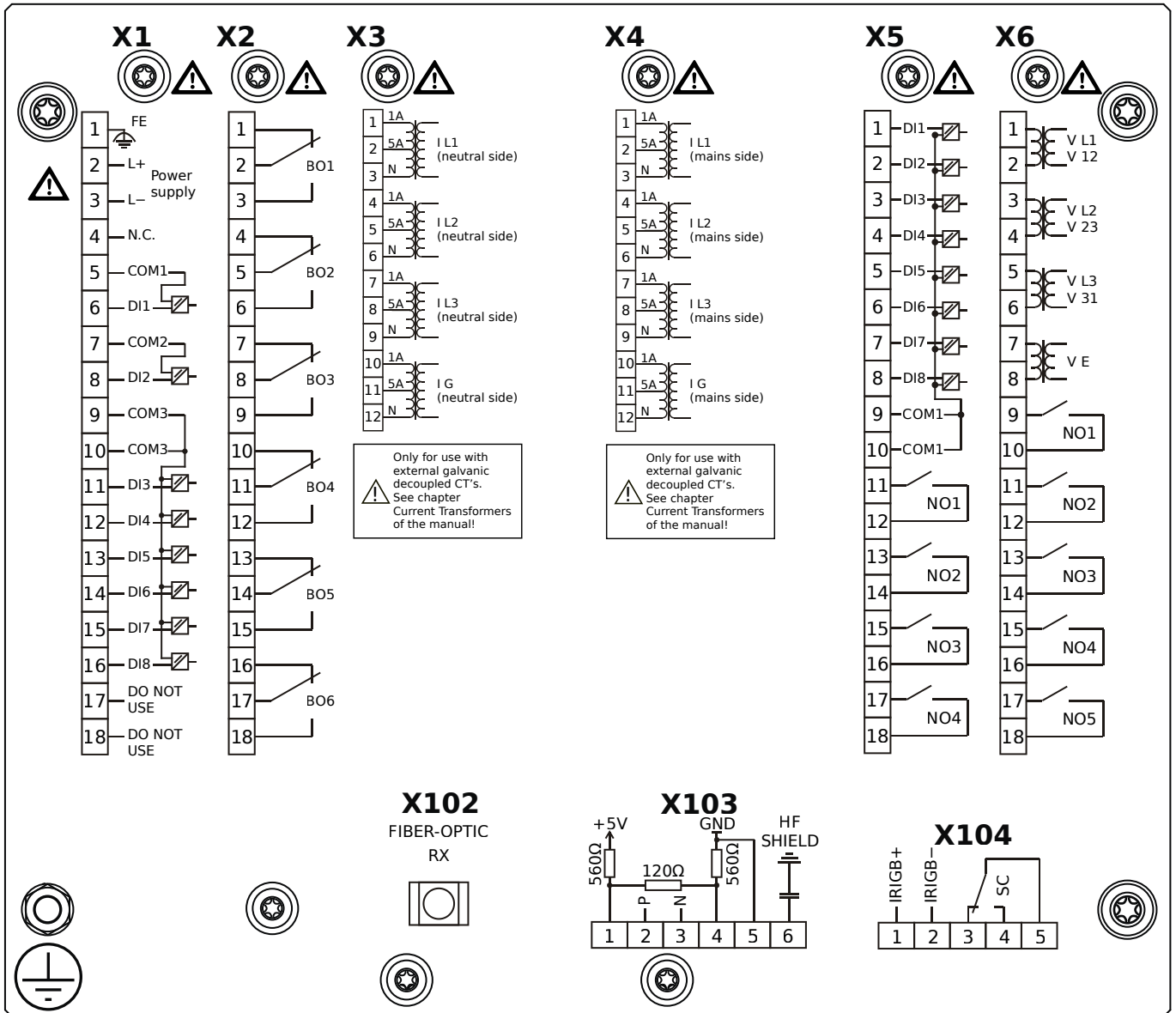
# MCDGV4-2D0BBA



## Housing B2, large display, 19" rack mounting

- X1** – DI8-X1: Wide-range power supply unit, incl. 2 non-grouped digital inputs and 6 grouped digital inputs
- X2** – OR6: Assembly Group with 6 Output Relays
- X3** – TI: Standard current measuring card (for the neutral side of the differential protection)
- X4** – TI: Standard current measuring card (for the mains side of the differential protection)
- X5** – DI8-OR4: Assembly Group with 8 Digital Inputs and 4 Output Relays
- X6** – TU-OR5: Voltage measuring assembly group with 5 additional Output Relays (normally open)
- X102** – Universal Resistance-Temperature Detector (URTD) input, Fiber optics interface, Versatile Link
- X103** – Modbus RTU / IEC 60870-5-103 / DNP3.0 RTU, RS485, Terminals
- X104** – IRIG-B00X, incl. System Contact (Supervision Contact)

# MCDGV4-2D0BBB

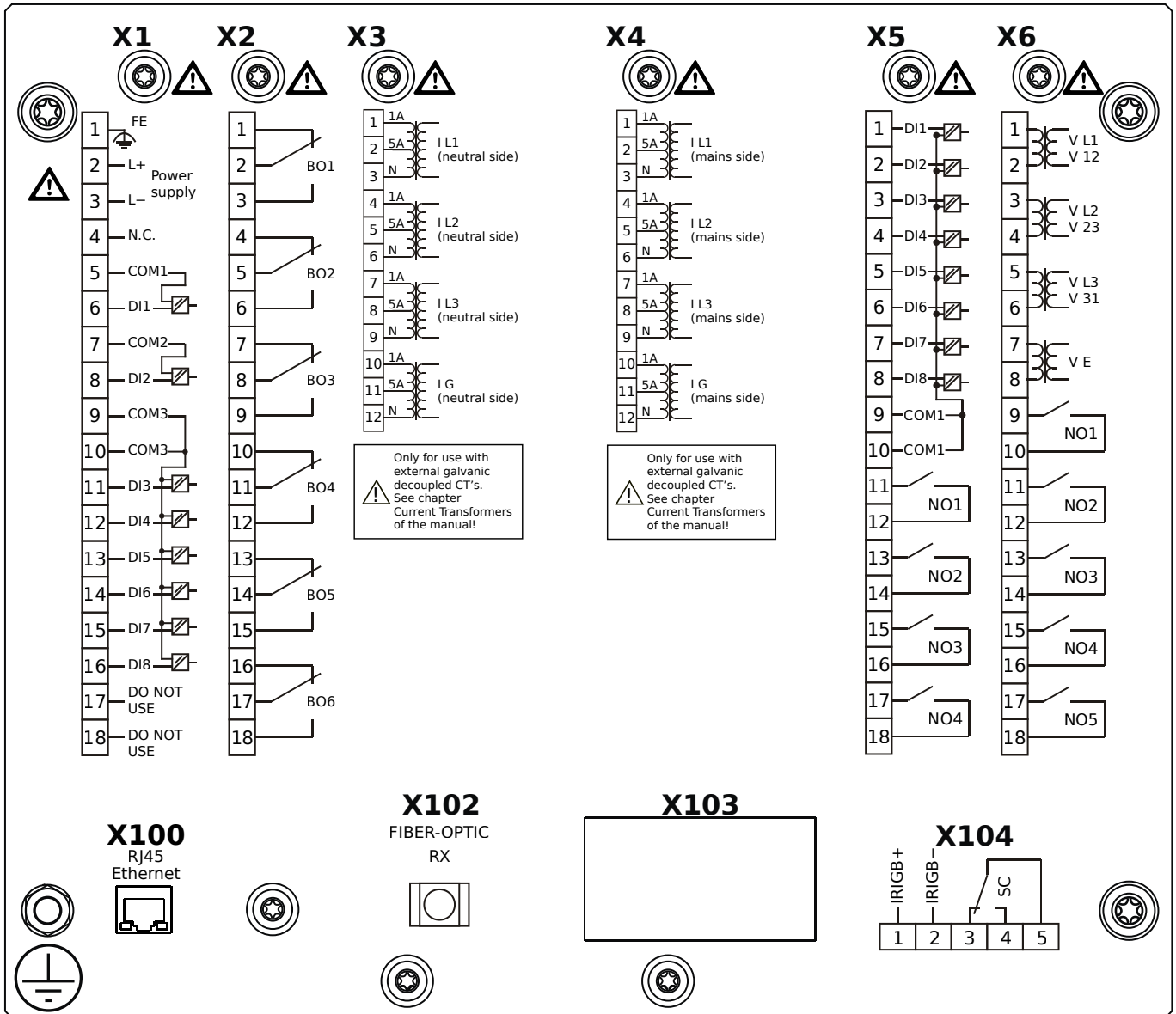


## Housing B2, large display, 19" rack mounting

+ Conformal Coating (for installations in harsh environment)

- X1** – DI8-X1: Wide-range power supply unit, incl. 2 non-grouped digital inputs and 6 grouped digital inputs
- X2** – OR6: Assembly Group with 6 Output Relays
- X3** – TI: Standard current measuring card (for the neutral side of the differential protection)
- X4** – TI: Standard current measuring card (for the mains side of the differential protection)
- X5** – DI8-OR4: Assembly Group with 8 Digital Inputs and 4 Output Relays
- X6** – TU-OR5: Voltage measuring assembly group with 5 additional Output Relays (normally open)
- X102** – Universal Resistance-Temperature Detector (URTD) input, Fiber optics interface, Versatile Link
- X103** – Modbus RTU / IEC 60870-5-103 / DNP3.0 RTU, RS485, Terminals
- X104** – IRIG-B00X, incl. System Contact (Supervision Contact)

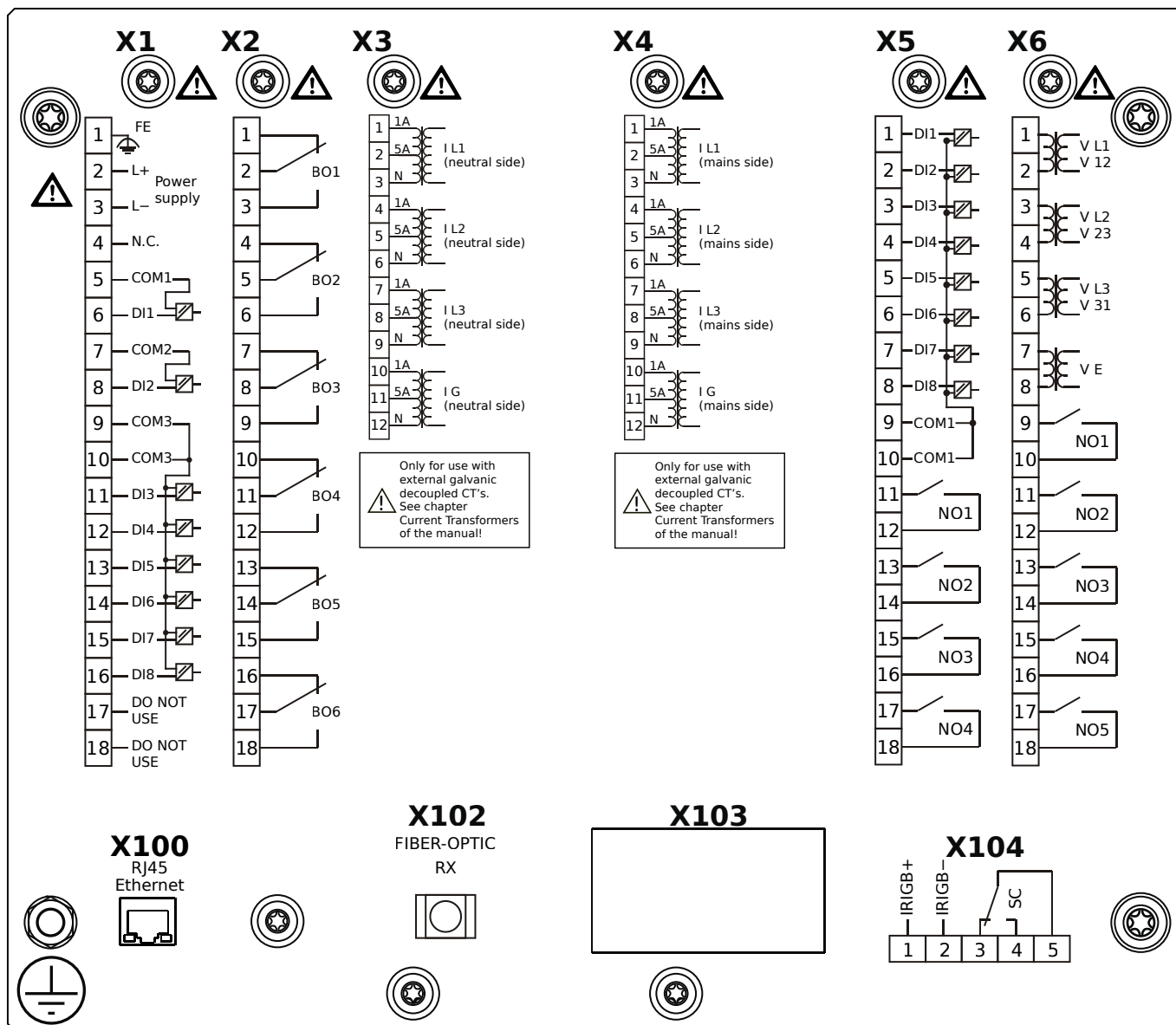
# MCDGV4-2D0BCA



## Housing B2, large display, 19" rack mounting

- X1** – DI8-X1: Wide-range power supply unit, incl. 2 non-grouped digital inputs and 6 grouped digital inputs
- X2** – OR6: Assembly Group with 6 Output Relays
- X3** – TI: Standard current measuring card (for the neutral side of the differential protection)
- X4** – TI: Standard current measuring card (for the mains side of the differential protection)
- X5** – DI8-OR4: Assembly Group with 8 Digital Inputs and 4 Output Relays
- X6** – TU-OR5: Voltage measuring assembly group with 5 additional Output Relays (normally open)
- X100** – Modbus TCP / DNP3.0 TCP/UDP, Ethernet interface, 100 Mbit/s, RJ45 (BASE100-FX)
- X102** – Universal Resistance-Temperature Detector (URTD) input, Fiber optics interface, Versatile Link
- X104** – IRIG-B00X, incl. System Contact (Supervision Contact)

# MCDGV4-2D0BCB

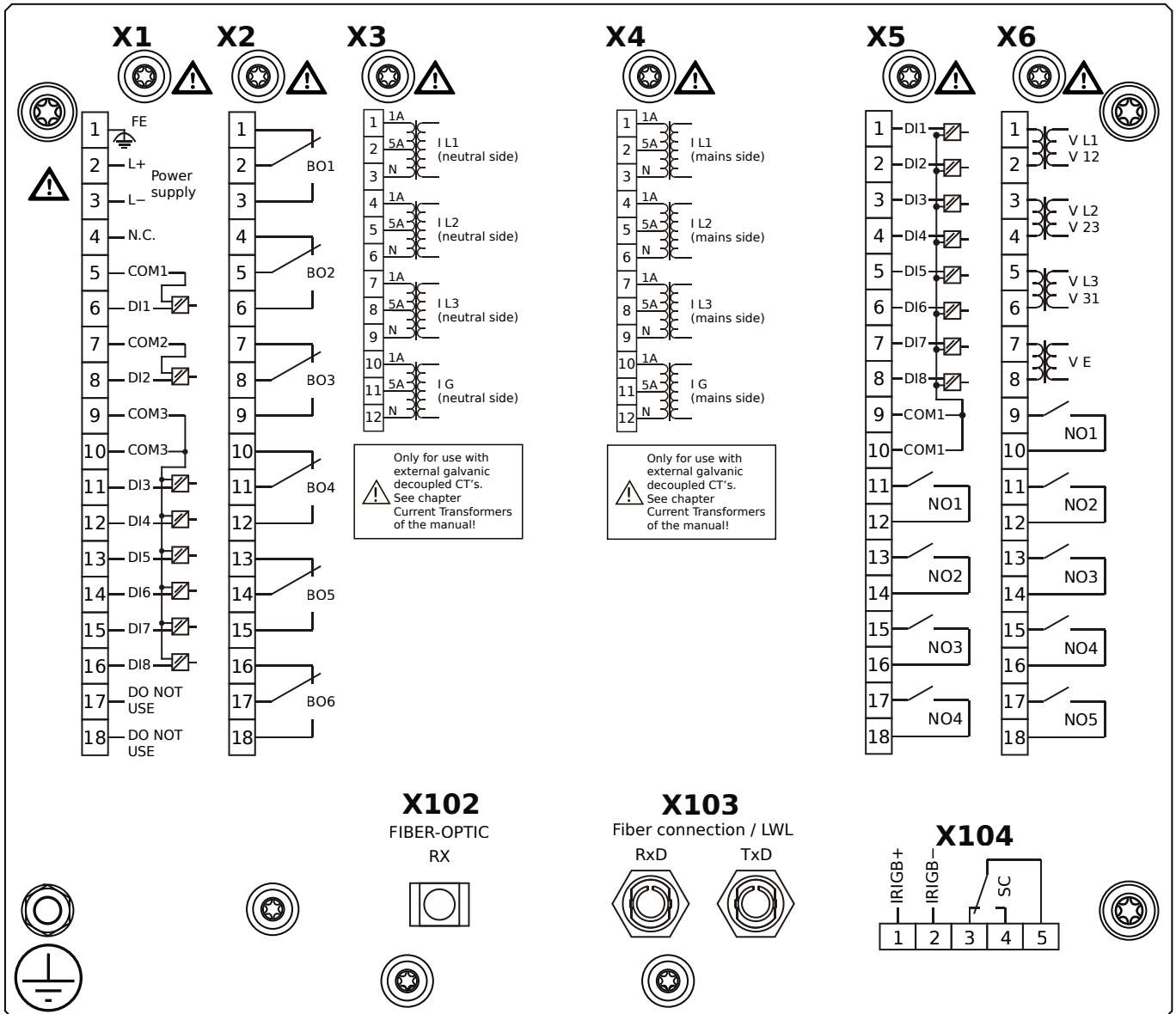


## Housing B2, large display, 19" rack mounting

+ Conformal Coating (for installations in harsh environment)

- X1** – DI8-X1: Wide-range power supply unit, incl. 2 non-grouped digital inputs and 6 grouped digital inputs
- X2** – OR6: Assembly Group with 6 Output Relays
- X3** – TI: Standard current measuring card (for the neutral side of the differential protection)
- X4** – TI: Standard current measuring card (for the mains side of the differential protection)
- X5** – DI8-OR4: Assembly Group with 8 Digital Inputs and 4 Output Relays
- X6** – TU-OR5: Voltage measuring assembly group with 5 additional Output Relays (normally open)
- X100** – Modbus TCP / DNP3.0 TCP/UDP, Ethernet interface, 100 Mbit/s, RJ45 (BASE100-FX)
- X102** – Universal Resistance-Temperature Detector (URTD) input, Fiber optics interface, Versatile Link
- X104** – IRIG-B00X, incl. System Contact (Supervision Contact)

# MCDGV4-2D0BDA

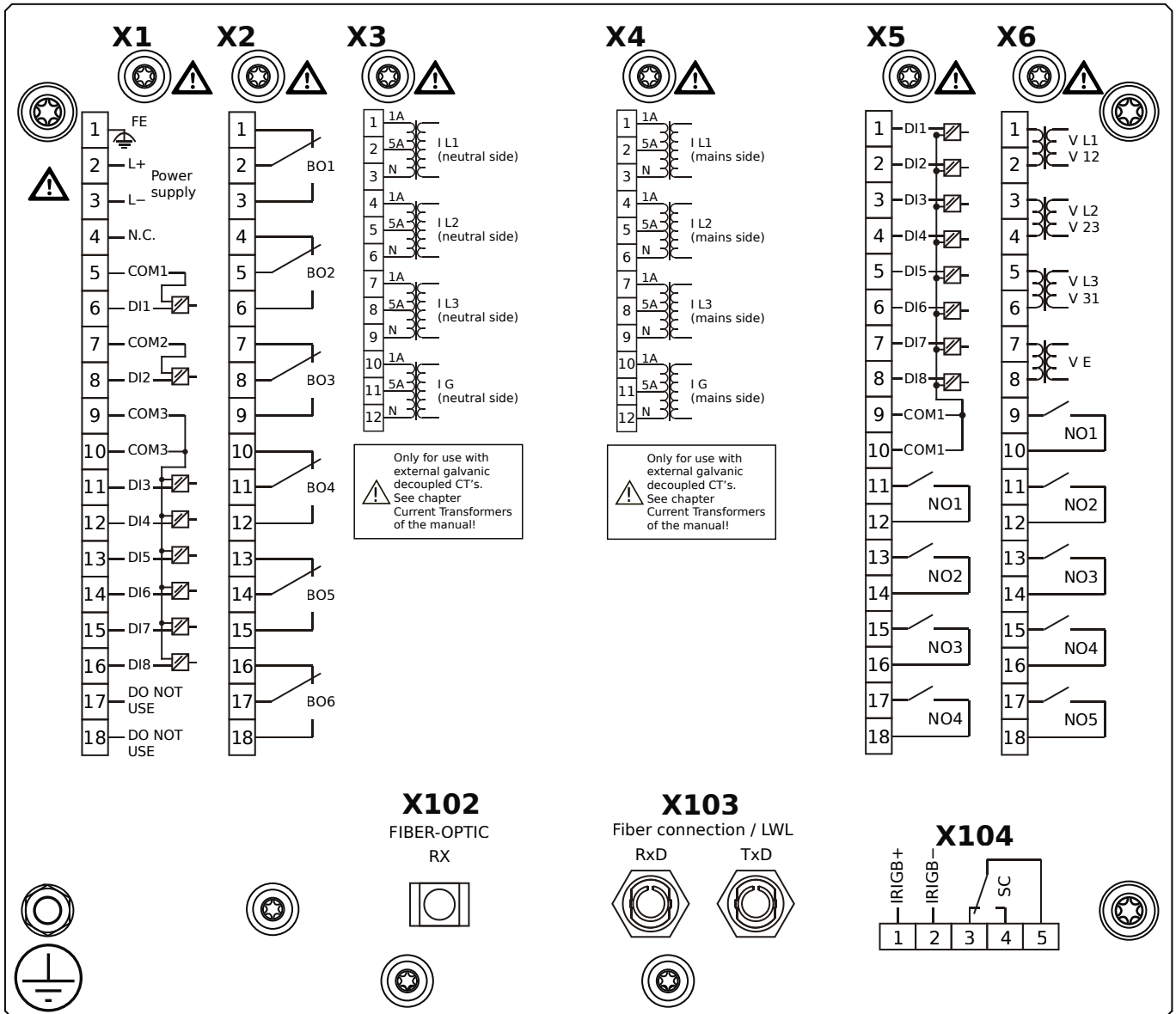


## Housing B2, large display, 19" rack mounting

- X1** – DI8-X1: Wide-range power supply unit, incl. 2 non-grouped digital inputs and 6 grouped digital inputs
- X2** – OR6: Assembly Group with 6 Output Relays
- X3** – TI: Standard current measuring card (for the neutral side of the differential protection)
- X4** – TI: Standard current measuring card (for the mains side of the differential protection)
- X5** – DI8-OR4: Assembly Group with 8 Digital Inputs and 4 Output Relays
- X6** – TU-OR5: Voltage measuring assembly group with 5 additional Output Relays (normally open)
- X102** – Universal Resistance-Temperature Detector (URTD) input, Fiber optics interface, Versatile Link
- X103** – Profibus-DP, Fiber optics interface, ST Connector
- X104** – IRIG-B00X, incl. System Contact (Supervision Contact)



# MCDGV4-2D0BDB

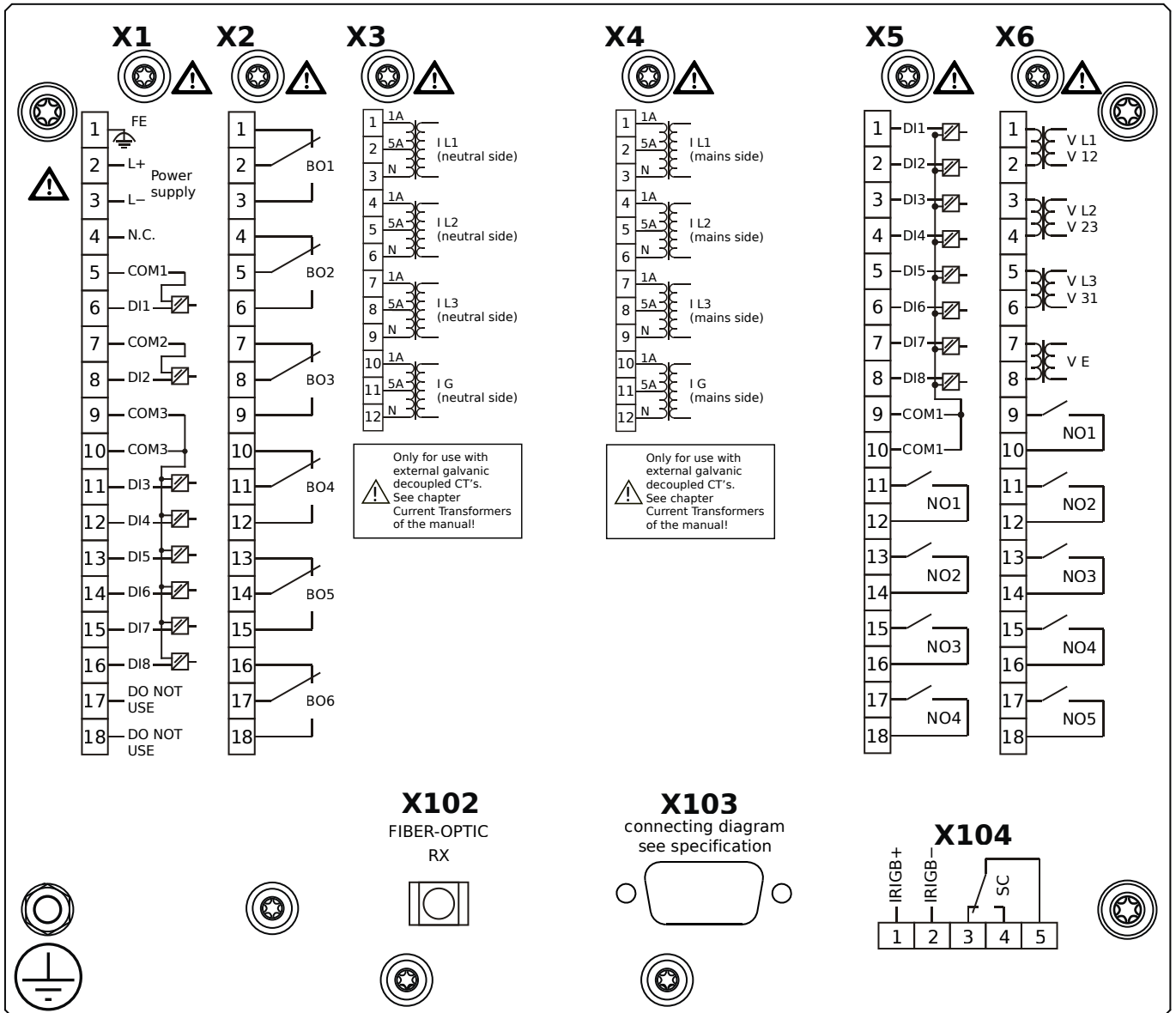


## Housing B2, large display, 19" rack mounting

+ Conformal Coating (for installations in harsh environment)

- X1** – DI8-X1: Wide-range power supply unit, incl. 2 non-grouped digital inputs and 6 grouped digital inputs
- X2** – OR6: Assembly Group with 6 Output Relays
- X3** – TI: Standard current measuring card (for the neutral side of the differential protection)
- X4** – TI: Standard current measuring card (for the mains side of the differential protection)
- X5** – DI8-OR4: Assembly Group with 8 Digital Inputs and 4 Output Relays
- X6** – TU-OR5: Voltage measuring assembly group with 5 additional Output Relays (normally open)
- X102** – Universal Resistance-Temperature Detector (URTD) input, Fiber optics interface, Versatile Link
- X103** – Profibus-DP, Fiber optics interface, ST Connector
- X104** – IRIG-B00X, incl. System Contact (Supervision Contact)

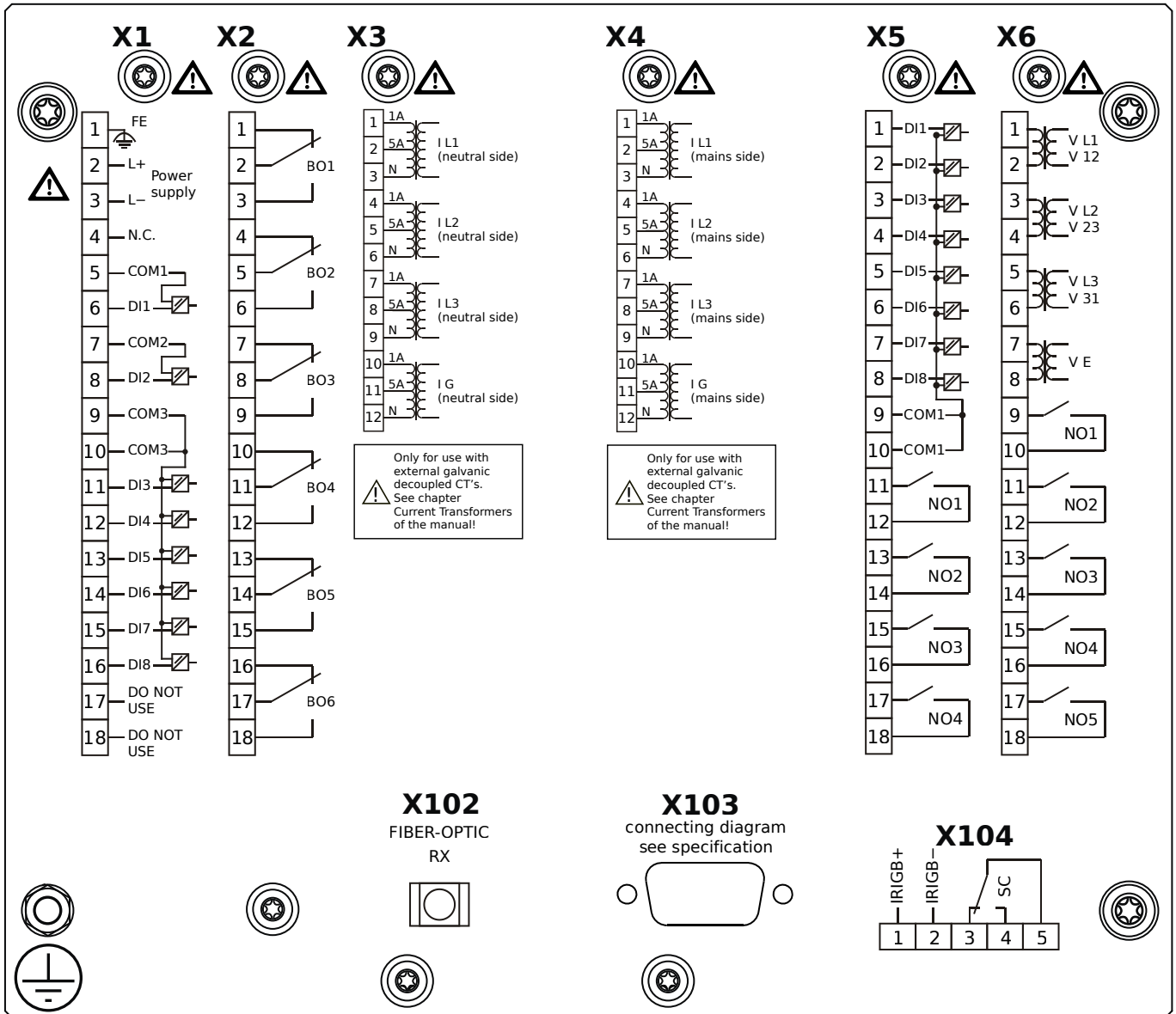
# MCDGV4-2D0BEA



## Housing B2, large display, 19" rack mounting

- X1** – DI8-X1: Wide-range power supply unit, incl. 2 non-grouped digital inputs and 6 grouped digital inputs
- X2** – OR6: Assembly Group with 6 Output Relays
- X3** – TI: Standard current measuring card (for the neutral side of the differential protection)
- X4** – TI: Standard current measuring card (for the mains side of the differential protection)
- X5** – DI8-OR4: Assembly Group with 8 Digital Inputs and 4 Output Relays
- X6** – TU-OR5: Voltage measuring assembly group with 5 additional Output Relays (normally open)
- X102** – Universal Resistance-Temperature Detector (URTD) input, Fiber optics interface, Versatile Link
- X103** – Profibus-DP, RS485, D-SUB
- X104** – IRIG-B00X, incl. System Contact (Supervision Contact)

# MCDGV4-2D0BEB

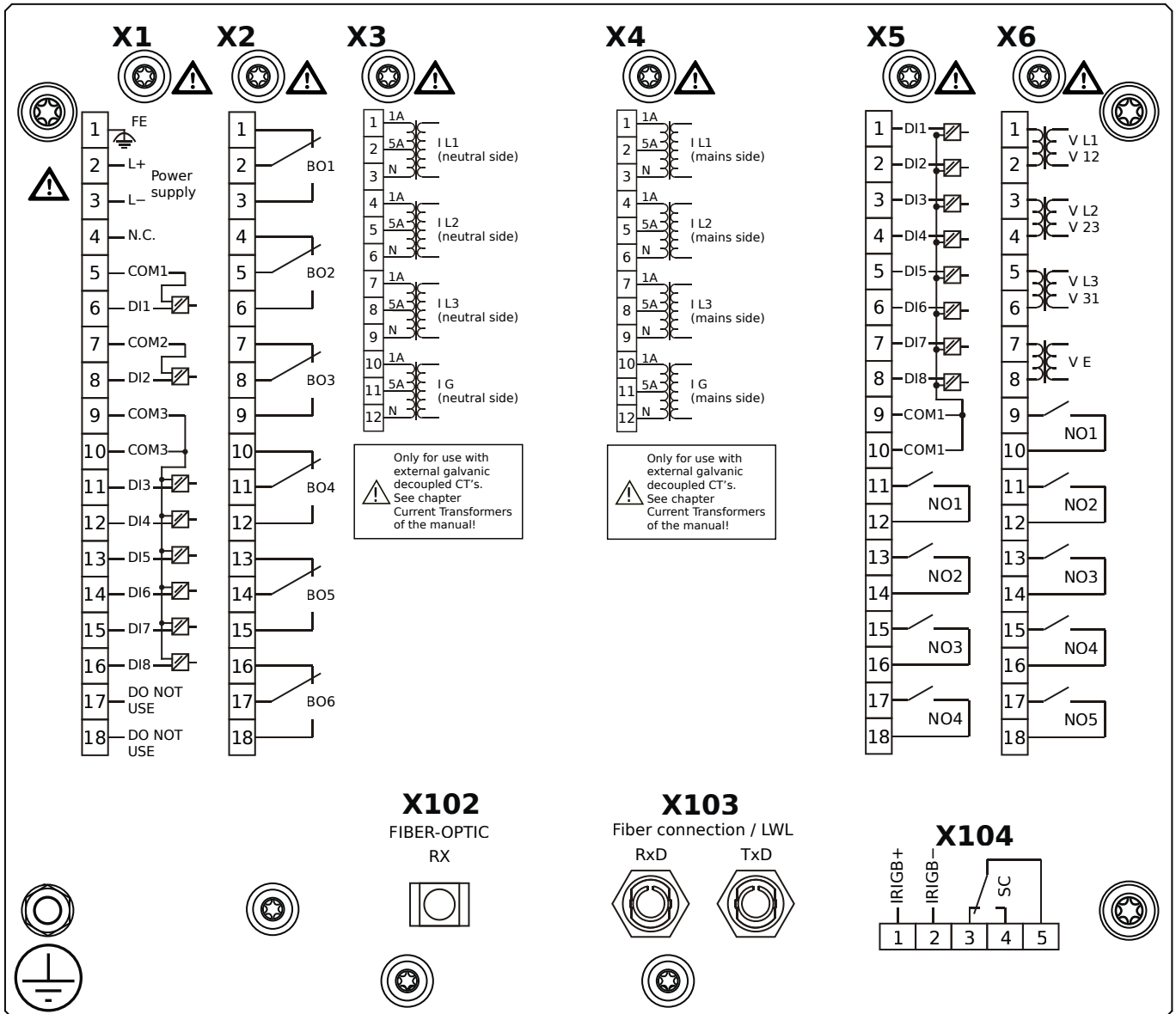


## Housing B2, large display, 19" rack mounting

+ Conformal Coating (for installations in harsh environment)

- X1** – DI8-X1: Wide-range power supply unit, incl. 2 non-grouped digital inputs and 6 grouped digital inputs
- X2** – OR6: Assembly Group with 6 Output Relays
- X3** – TI: Standard current measuring card (for the neutral side of the differential protection)
- X4** – TI: Standard current measuring card (for the mains side of the differential protection)
- X5** – DI8-OR4: Assembly Group with 8 Digital Inputs and 4 Output Relays
- X6** – TU-OR5: Voltage measuring assembly group with 5 additional Output Relays (normally open)
- X102** – Universal Resistance-Temperature Detector (URTD) input, Fiber optics interface, Versatile Link
- X103** – Profibus-DP, RS485, D-SUB
- X104** – IRIG-B00X, incl. System Contact (Supervision Contact)

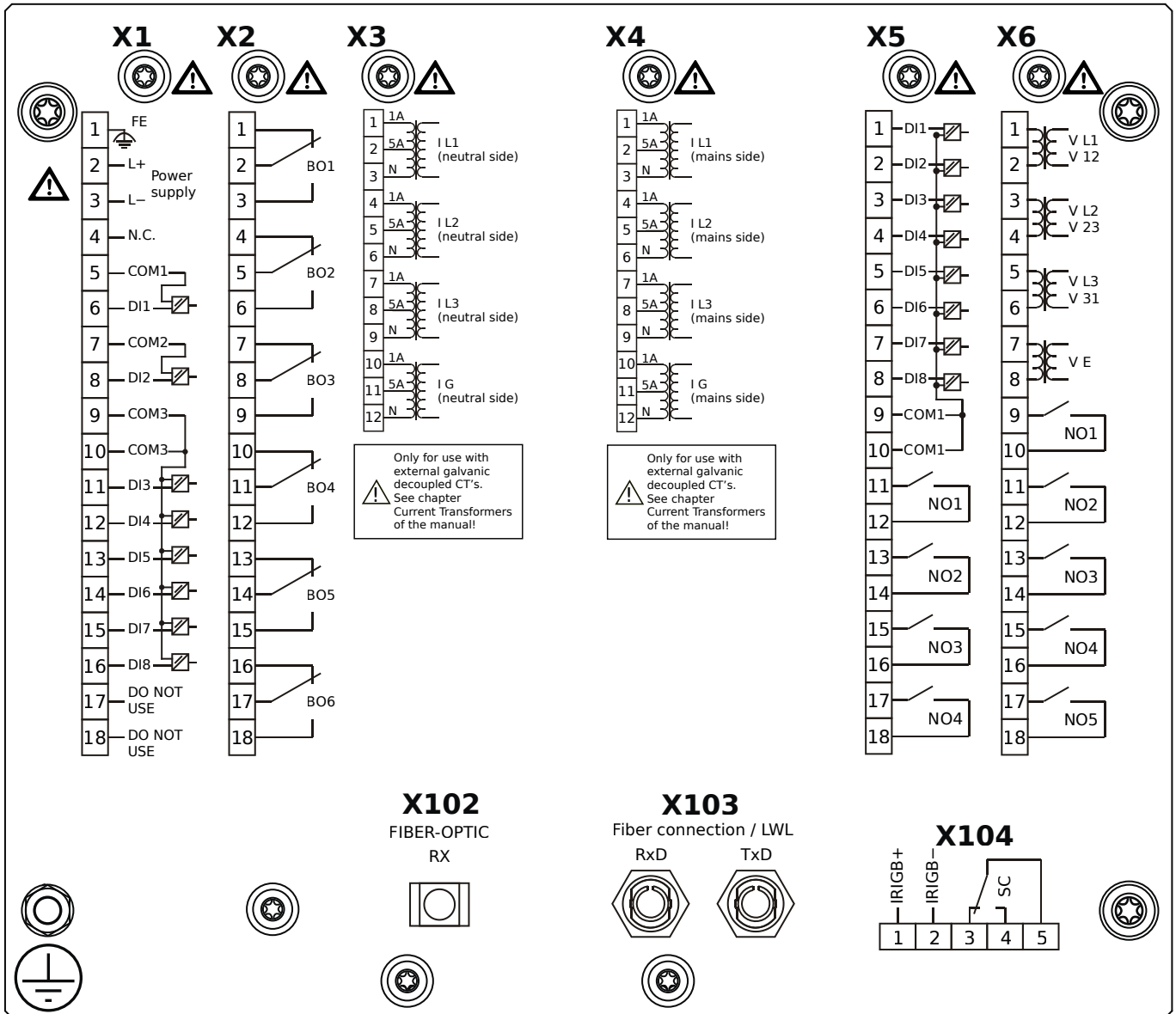
# MCDGV4-2D0BFA



## Housing B2, large display, 19" rack mounting

- X1** – DI8-X1: Wide-range power supply unit, incl. 2 non-grouped digital inputs and 6 grouped digital inputs
- X2** – OR6: Assembly Group with 6 Output Relays
- X3** – TI: Standard current measuring card (for the neutral side of the differential protection)
- X4** – TI: Standard current measuring card (for the mains side of the differential protection)
- X5** – DI8-OR4: Assembly Group with 8 Digital Inputs and 4 Output Relays
- X6** – TU-OR5: Voltage measuring assembly group with 5 additional Output Relays (normally open)
- X102** – Universal Resistance-Temperature Detector (URTD) input, Fiber optics interface, Versatile Link
- X103** – Modbus RTU / IEC 60870-5-103 / DNP3.0 RTU, Fiber optics interface, ST Connector
- X104** – IRIG-B00X, incl. System Contact (Supervision Contact)

# MCDGV4-2D0BFB

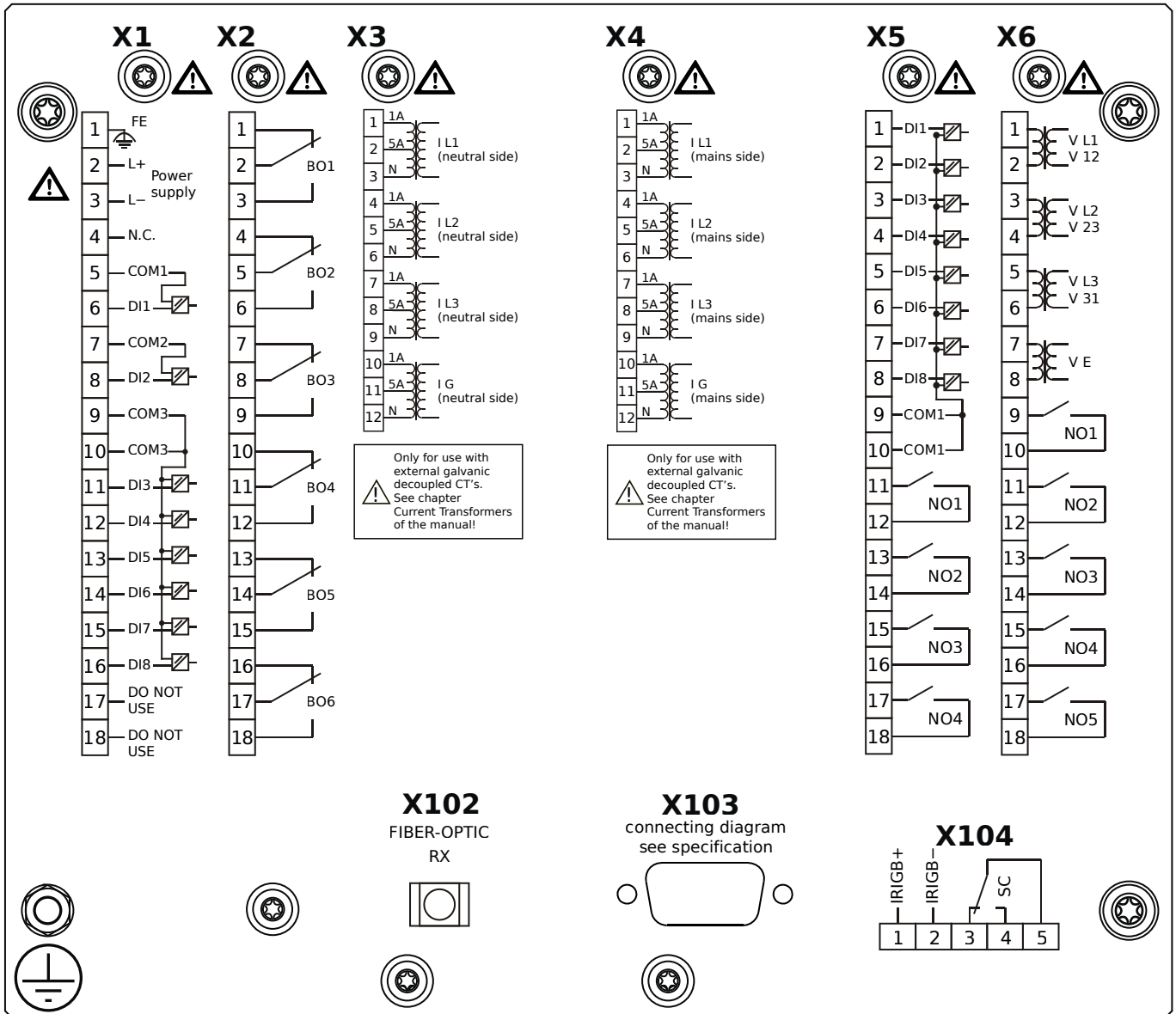


## Housing B2, large display, 19" rack mounting

+ Conformal Coating (for installations in harsh environment)

- X1** – DI8-X1: Wide-range power supply unit, incl. 2 non-grouped digital inputs and 6 grouped digital inputs
- X2** – OR6: Assembly Group with 6 Output Relays
- X3** – TI: Standard current measuring card (for the neutral side of the differential protection)
- X4** – TI: Standard current measuring card (for the mains side of the differential protection)
- X5** – DI8-OR4: Assembly Group with 8 Digital Inputs and 4 Output Relays
- X6** – TU-OR5: Voltage measuring assembly group with 5 additional Output Relays (normally open)
- X102** – Universal Resistance-Temperature Detector (URTD) input, Fiber optics interface, Versatile Link
- X103** – Modbus RTU / IEC 60870-5-103 / DNP3.0 RTU, Fiber optics interface, ST Connector
- X104** – IRIG-B00X, incl. System Contact (Supervision Contact)

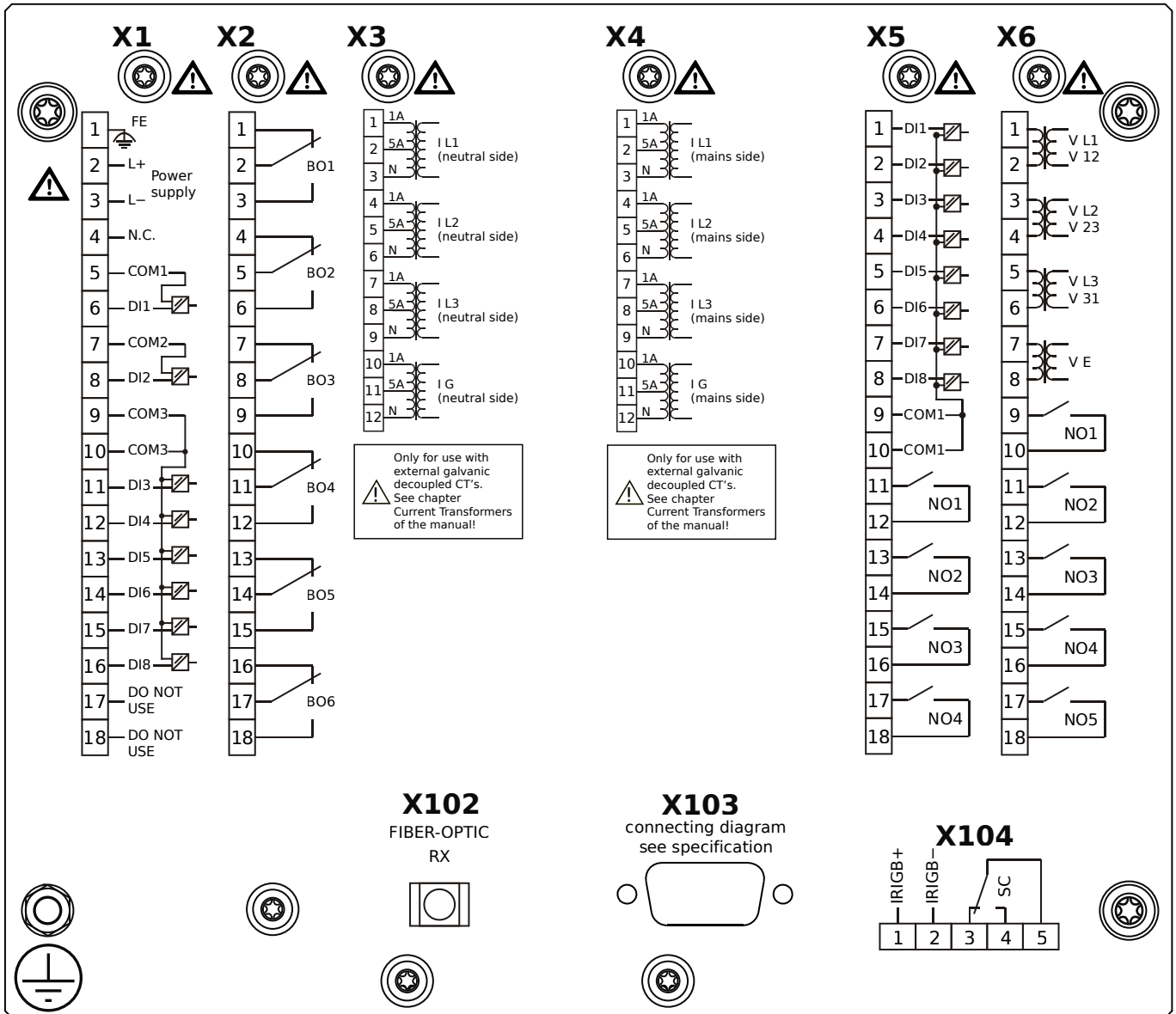
# MCDGV4-2D0BGA



## Housing B2, large display, 19" rack mounting

- X1** – DI8-X1: Wide-range power supply unit, incl. 2 non-grouped digital inputs and 6 grouped digital inputs
- X2** – OR6: Assembly Group with 6 Output Relays
- X3** – TI: Standard current measuring card (for the neutral side of the differential protection)
- X4** – TI: Standard current measuring card (for the mains side of the differential protection)
- X5** – DI8-OR4: Assembly Group with 8 Digital Inputs and 4 Output Relays
- X6** – TU-OR5: Voltage measuring assembly group with 5 additional Output Relays (normally open)
- X102** – Universal Resistance-Temperature Detector (URTD) input, Fiber optics interface, Versatile Link
- X103** – Modbus RTU / IEC 60870-5-103 / DNP3.0 RTU, RS485, D-SUB
- X104** – IRIG-B00X, incl. System Contact (Supervision Contact)

# MCDGV4-2D0BGB

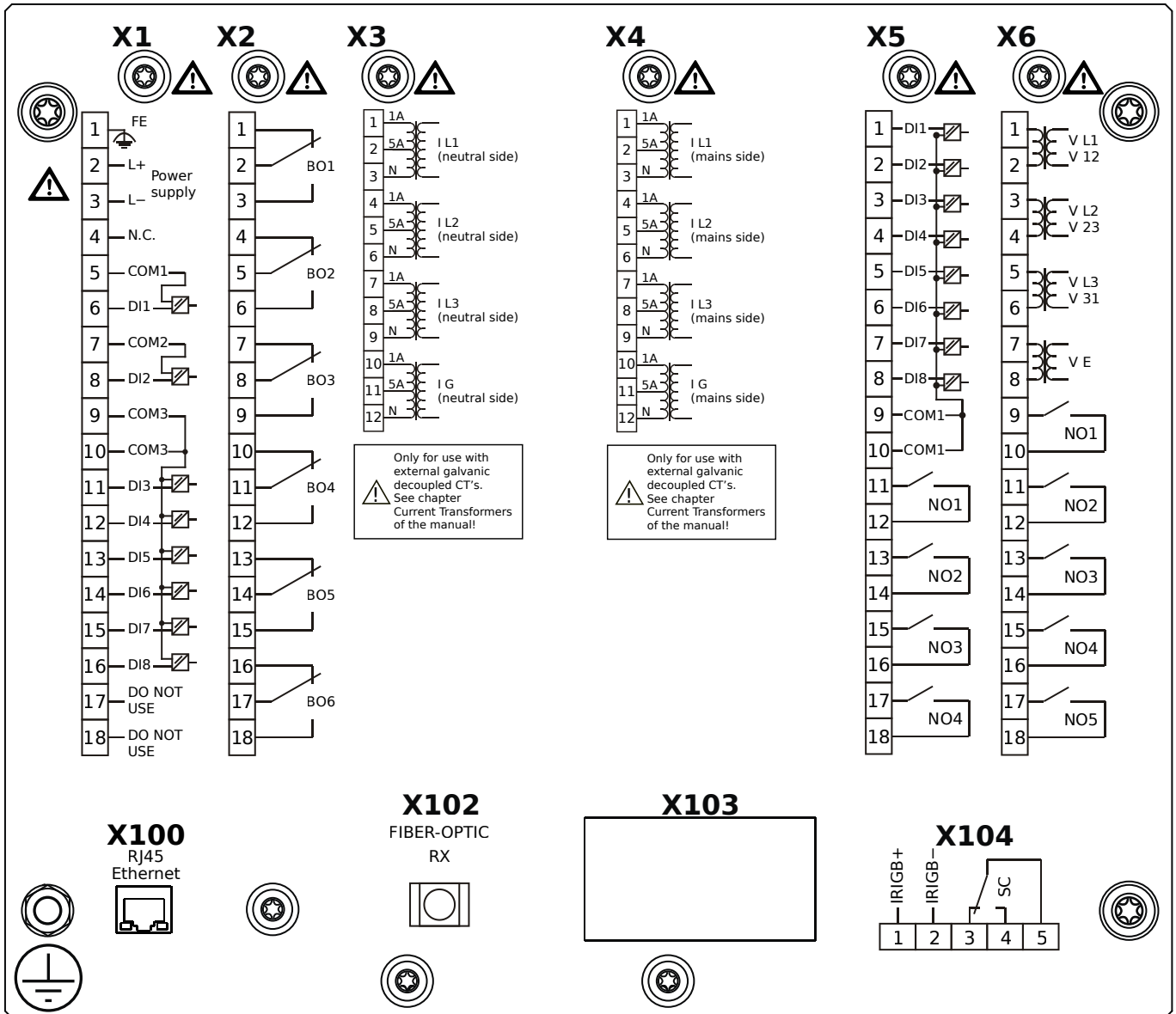


## Housing B2, large display, 19" rack mounting

+ Conformal Coating (for installations in harsh environment)

- X1** – DI8-X1: Wide-range power supply unit, incl. 2 non-grouped digital inputs and 6 grouped digital inputs
- X2** – OR6: Assembly Group with 6 Output Relays
- X3** – TI: Standard current measuring card (for the neutral side of the differential protection)
- X4** – TI: Standard current measuring card (for the mains side of the differential protection)
- X5** – DI8-OR4: Assembly Group with 8 Digital Inputs and 4 Output Relays
- X6** – TU-OR5: Voltage measuring assembly group with 5 additional Output Relays (normally open)
- X102** – Universal Resistance-Temperature Detector (URTD) input, Fiber optics interface, Versatile Link
- X103** – Modbus RTU / IEC 60870-5-103 / DNP3.0 RTU, RS485, D-SUB
- X104** – IRIG-B00X, incl. System Contact (Supervision Contact)

# MCDGV4-2D0BHA

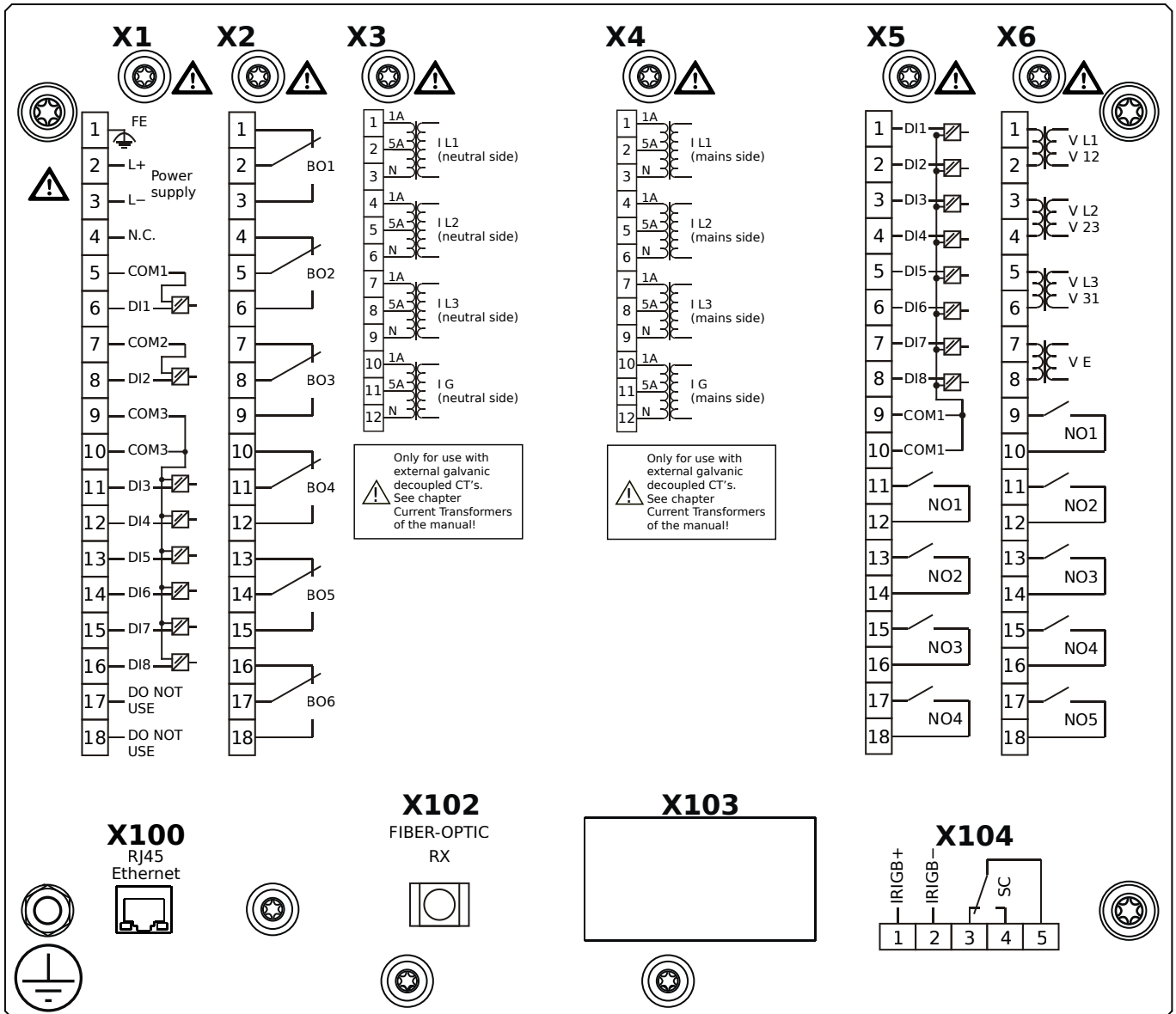


## Housing B2, large display, 19" rack mounting

- X1** – DI8-X1: Wide-range power supply unit, incl. 2 non-grouped digital inputs and 6 grouped digital inputs
- X2** – OR6: Assembly Group with 6 Output Relays
- X3** – TI: Standard current measuring card (for the neutral side of the differential protection)
- X4** – TI: Standard current measuring card (for the mains side of the differential protection)
- X5** – DI8-OR4: Assembly Group with 8 Digital Inputs and 4 Output Relays
- X6** – TU-OR5: Voltage measuring assembly group with 5 additional Output Relays (normally open)
- X100** – IEC 61850 / Modbus TCP / DNP3.0 TCP/UDP, Ethernet interface, 100 Mbit/s, RJ45 (BASE100-FX)
- X102** – Universal Resistance-Temperature Detector (URTD) input, Fiber optics interface, Versatile Link
- X104** – IRIG-B00X, incl. System Contact (Supervision Contact)



# MCDGV4-2D0BHB



## Housing B2, large display, 19" rack mounting

+ Conformal Coating (for installations in harsh environment)

**X1** – DI8-X1: Wide-range power supply unit, incl. 2 non-grouped digital inputs and 6 grouped digital inputs

**X2** – OR6: Assembly Group with 6 Output Relays

**X3** – TI: Standard current measuring card (for the neutral side of the differential protection)

**X4** – TI: Standard current measuring card (for the mains side of the differential protection)

**X5** – DI8-OR4: Assembly Group with 8 Digital Inputs and 4 Output Relays

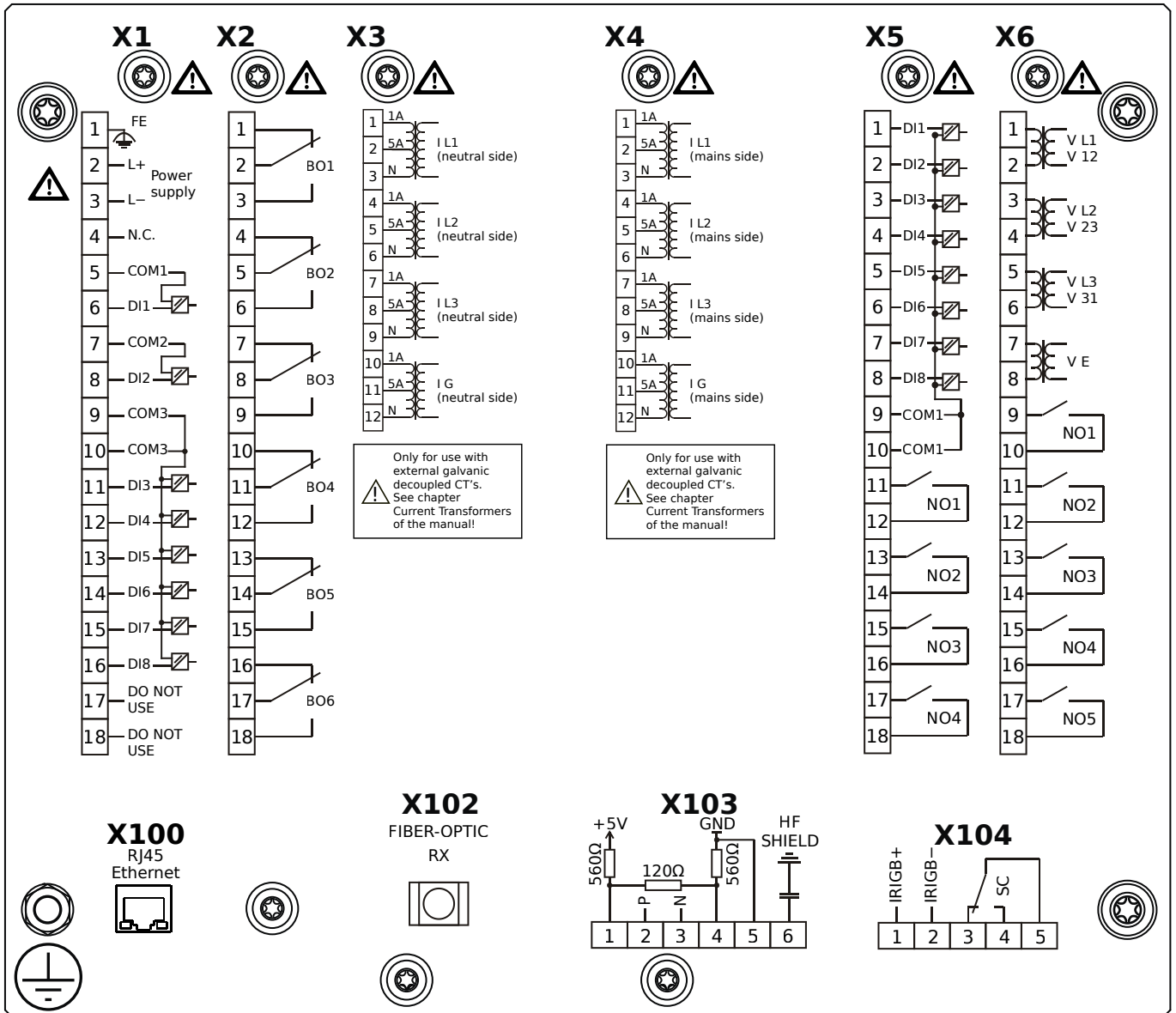
**X6** – TU-OR5: Voltage measuring assembly group with 5 additional Output Relays (normally open)

**X100** – IEC 61850 / Modbus TCP / DNP3.0 TCP/UDP, Ethernet interface, 100 Mbit/s, RJ45 (BASE100-FX)

**X102** – Universal Resistance-Temperature Detector (URTD) input, Fiber optics interface, Versatile Link

**X104** – IRIG-B00X, incl. System Contact (Supervision Contact)

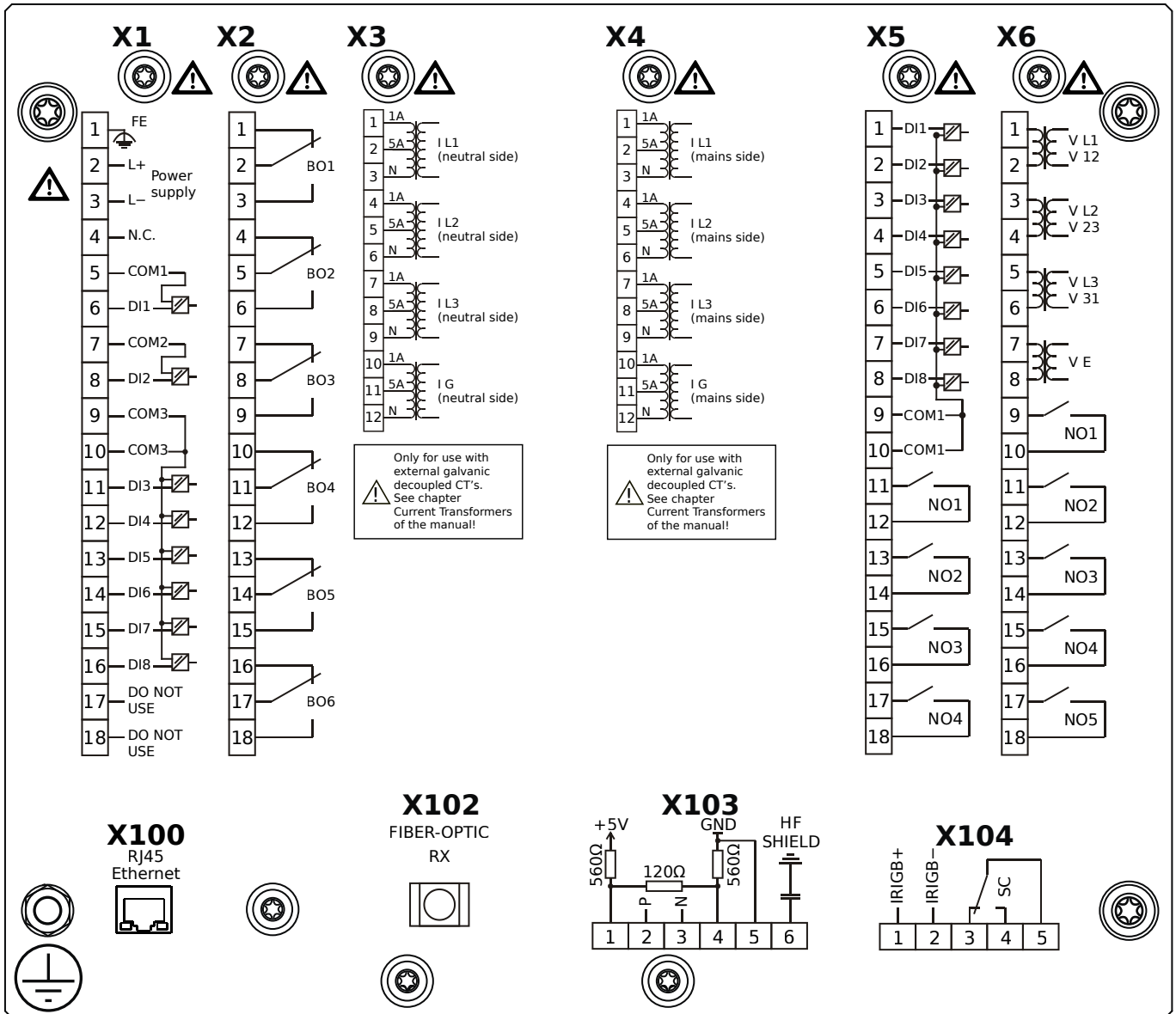
# MCDGV4-2D0BIA



## Housing B2, large display, 19" rack mounting

- X1** – DI8-X1: Wide-range power supply unit, incl. 2 non-grouped digital inputs and 6 grouped digital inputs
- X2** – OR6: Assembly Group with 6 Output Relays
- X3** – TI: Standard current measuring card (for the neutral side of the differential protection)
- X4** – TI: Standard current measuring card (for the mains side of the differential protection)
- X5** – DI8-OR4: Assembly Group with 8 Digital Inputs and 4 Output Relays
- X6** – TU-OR5: Voltage measuring assembly group with 5 additional Output Relays (normally open)
- X100** – Modbus TCP / DNP3.0 TCP/UDP, Ethernet interface, 100 Mbit/s, RJ45 (BASE100-FX)
- X102** – Universal Resistance-Temperature Detector (URTD) input, Fiber optics interface, Versatile Link
- X103** – IEC 60870-5-103 / Modbus RTU / DNP3.0 RTU, RS485, Terminals
- X104** – IRIG-B00X, incl. System Contact (Supervision Contact)

# MCDGV4-2D0BIB

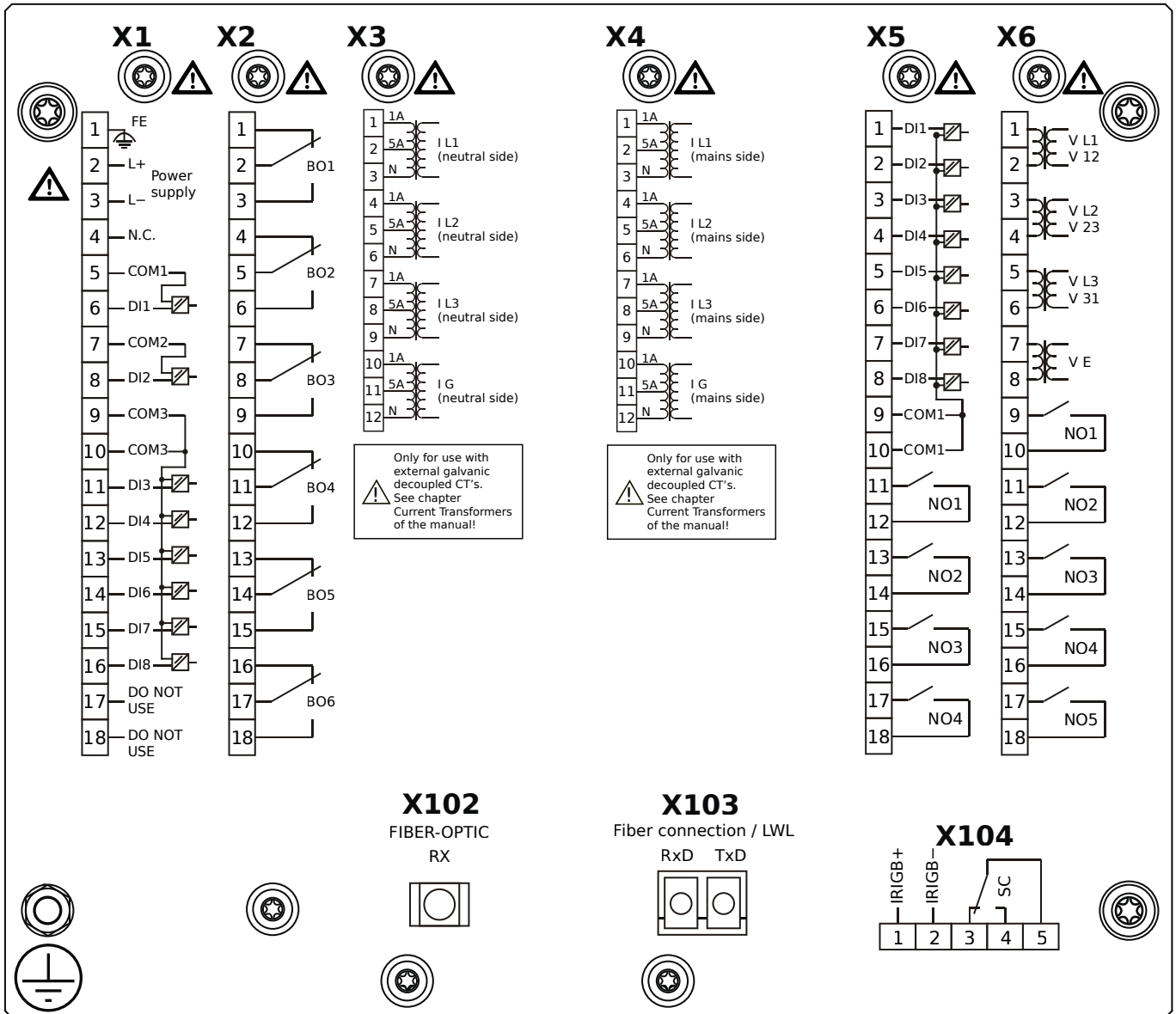


## Housing B2, large display, 19" rack mounting

+ Conformal Coating (for installations in harsh environment)

- X1** – DI8-X1: Wide-range power supply unit, incl. 2 non-grouped digital inputs and 6 grouped digital inputs
- X2** – OR6: Assembly Group with 6 Output Relays
- X3** – TI: Standard current measuring card (for the neutral side of the differential protection)
- X4** – TI: Standard current measuring card (for the mains side of the differential protection)
- X5** – DI8-OR4: Assembly Group with 8 Digital Inputs and 4 Output Relays
- X6** – TU-OR5: Voltage measuring assembly group with 5 additional Output Relays (normally open)
- X100** – Modbus TCP / DNP3.0 TCP/UDP, Ethernet interface, 100 Mbit/s, RJ45 (BASE100-FX)
- X102** – Universal Resistance-Temperature Detector (URTD) input, Fiber optics interface, Versatile Link
- X103** – IEC 60870-5-103 / Modbus RTU / DNP3.0 RTU, RS485, Terminals
- X104** – IRIG-B00X, incl. System Contact (Supervision Contact)

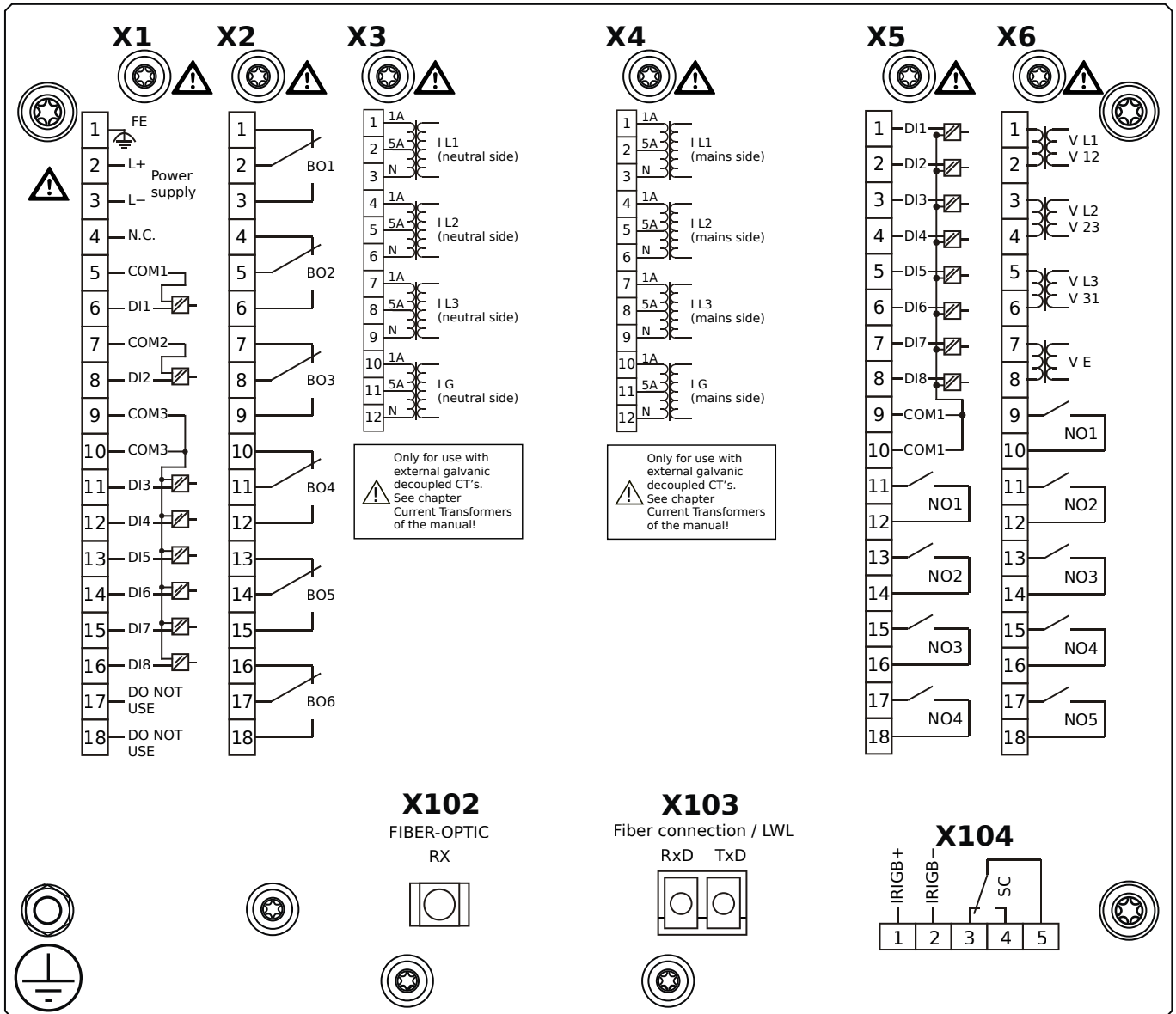
# MCDGV4-2D0BKA



## Housing B2, large display, 19" rack mounting

- X1** – DI8-X1: Wide-range power supply unit, incl. 2 non-grouped digital inputs and 6 grouped digital inputs
- X2** – OR6: Assembly Group with 6 Output Relays
- X3** – TI: Standard current measuring card (for the neutral side of the differential protection)
- X4** – TI: Standard current measuring card (for the mains side of the differential protection)
- X5** – DI8-OR4: Assembly Group with 8 Digital Inputs and 4 Output Relays
- X6** – TU-OR5: Voltage measuring assembly group with 5 additional Output Relays (normally open)
- X102** – Universal Resistance-Temperature Detector (URTD) input, Fiber optics interface, Versatile Link
- X103** – IEC 61850 / Modbus TCP / DNP3.0 TCP/UDP, Fiber optics interface, LC Connector
- X104** – IRIG-B00X, incl. System Contact (Supervision Contact)

# MCDGV4-2D0BKB

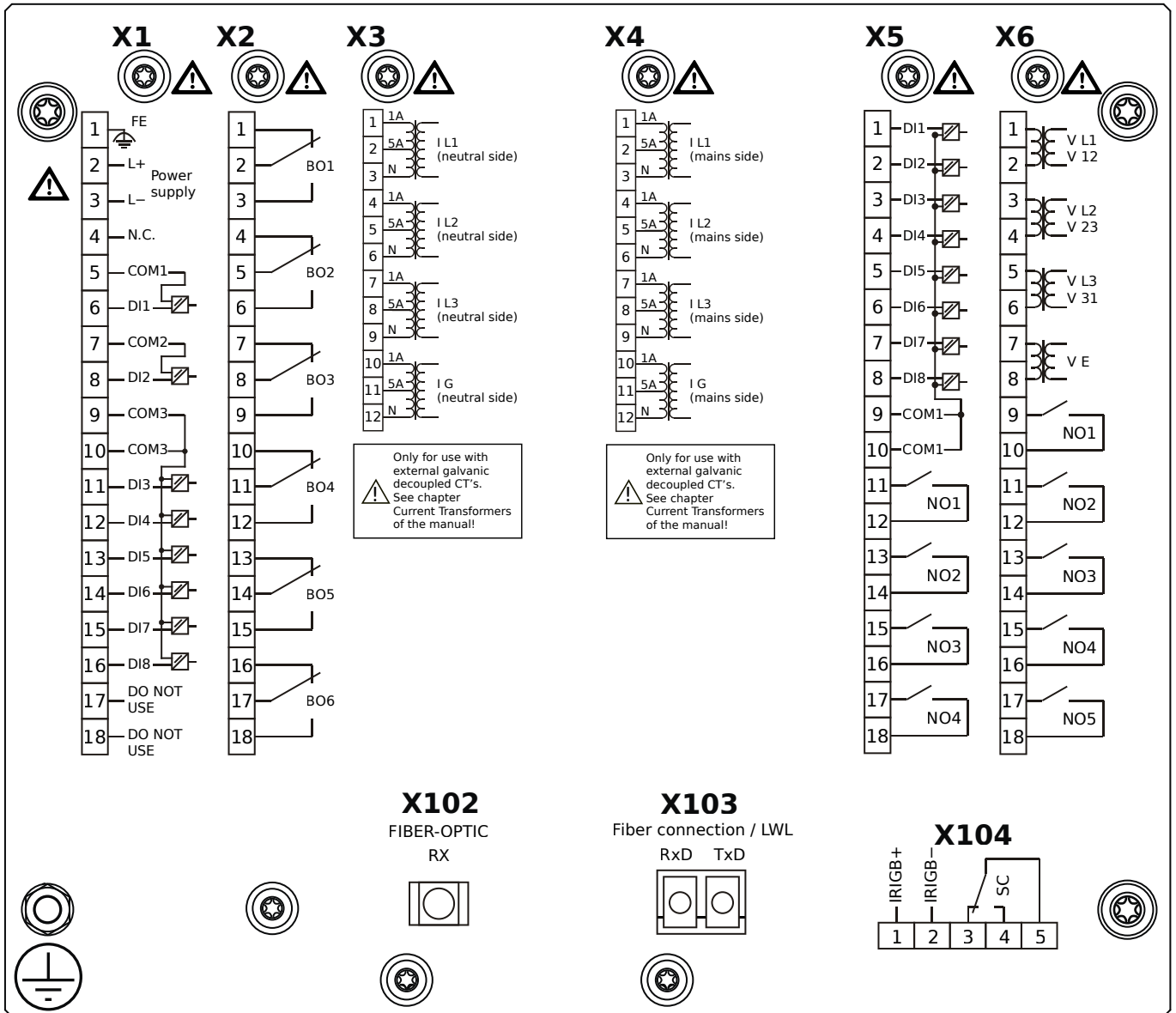


## Housing B2, large display, 19" rack mounting

+ Conformal Coating (for installations in harsh environment)

- X1** – DI8-X1: Wide-range power supply unit, incl. 2 non-grouped digital inputs and 6 grouped digital inputs
- X2** – OR6: Assembly Group with 6 Output Relays
- X3** – TI: Standard current measuring card (for the neutral side of the differential protection)
- X4** – TI: Standard current measuring card (for the mains side of the differential protection)
- X5** – DI8-OR4: Assembly Group with 8 Digital Inputs and 4 Output Relays
- X6** – TU-OR5: Voltage measuring assembly group with 5 additional Output Relays (normally open)
- X102** – Universal Resistance-Temperature Detector (URTD) input, Fiber optics interface, Versatile Link
- X103** – IEC 61850 / Modbus TCP / DNP3.0 TCP/UDP, Fiber optics interface, LC Connector
- X104** – IRIG-B00X, incl. System Contact (Supervision Contact)

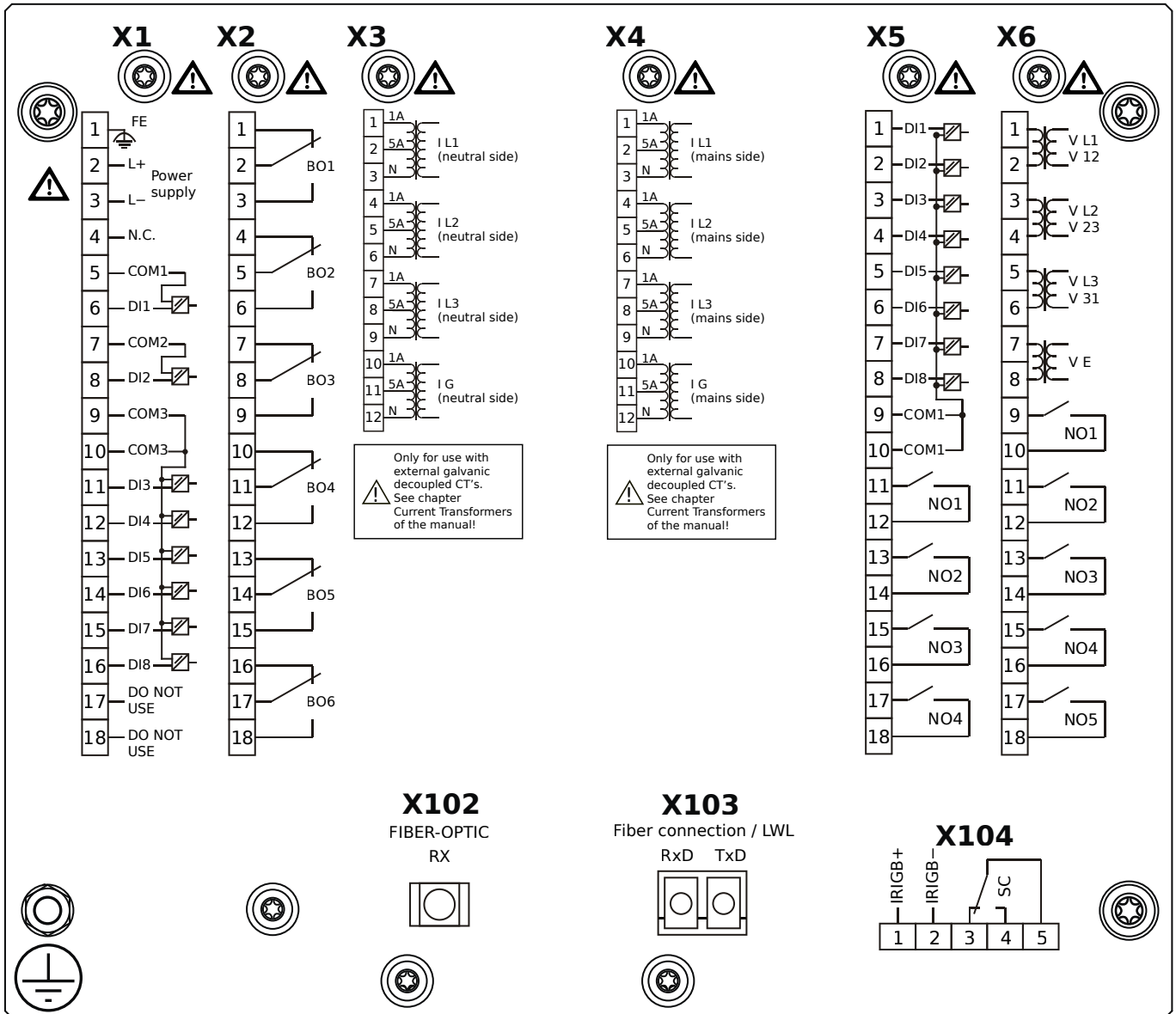
# MCDGV4-2D0BLA



## Housing B2, large display, 19" rack mounting

- X1** – DI8-X1: Wide-range power supply unit, incl. 2 non-grouped digital inputs and 6 grouped digital inputs
- X2** – OR6: Assembly Group with 6 Output Relays
- X3** – TI: Standard current measuring card (for the neutral side of the differential protection)
- X4** – TI: Standard current measuring card (for the mains side of the differential protection)
- X5** – DI8-OR4: Assembly Group with 8 Digital Inputs and 4 Output Relays
- X6** – TU-OR5: Voltage measuring assembly group with 5 additional Output Relays (normally open)
- X102** – Universal Resistance-Temperature Detector (URTD) input, Fiber optics interface, Versatile Link
- X103** – Modbus TCP / DNP3.0 TCP/UDP, Fiber optics interface, LC Connector
- X104** – IRIG-B00X, incl. System Contact (Supervision Contact)

# MCDGV4-2D0BLB

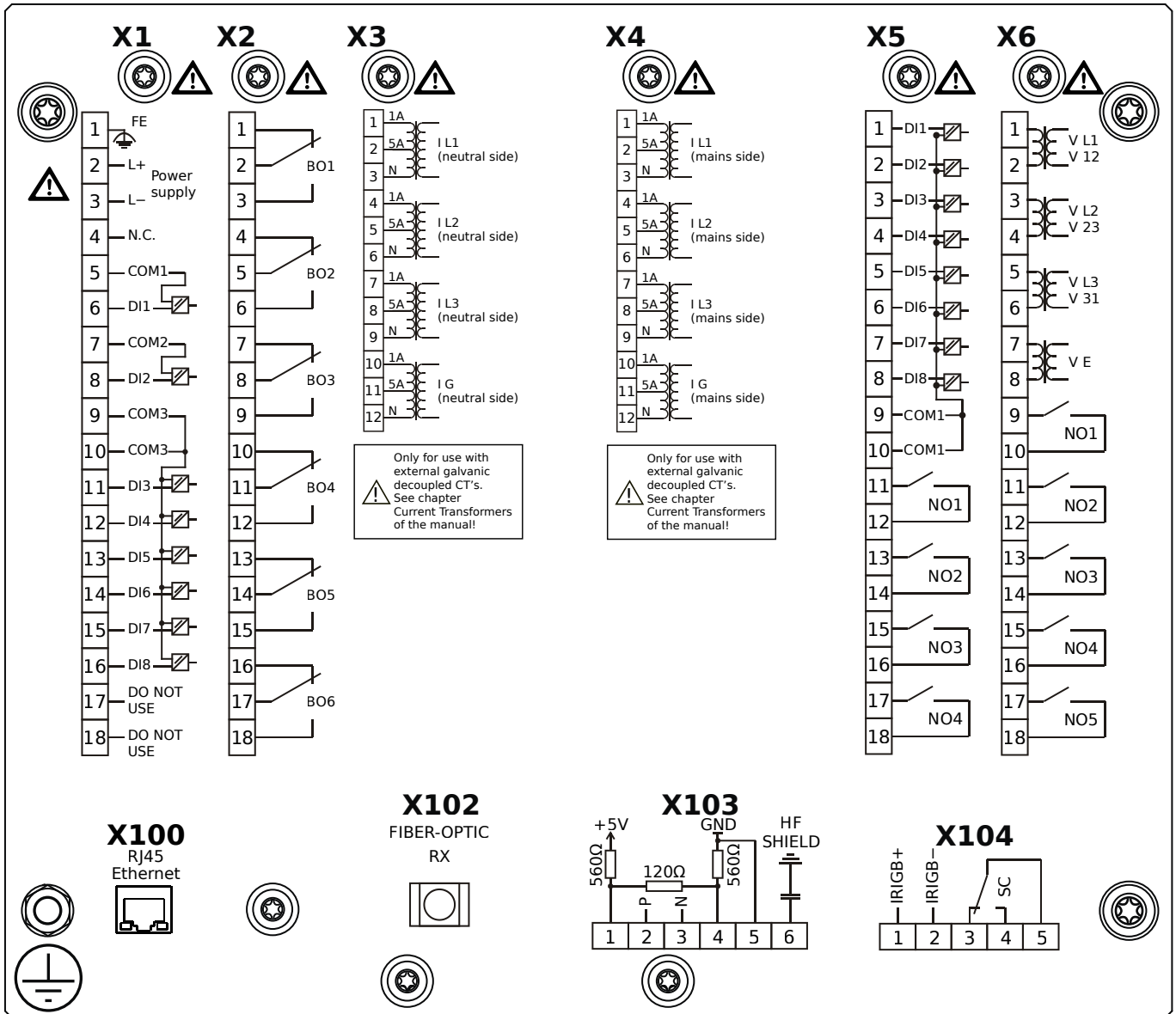


## Housing B2, large display, 19" rack mounting

+ Conformal Coating (for installations in harsh environment)

- X1** – DI8-X1: Wide-range power supply unit, incl. 2 non-grouped digital inputs and 6 grouped digital inputs
- X2** – OR6: Assembly Group with 6 Output Relays
- X3** – TI: Standard current measuring card (for the neutral side of the differential protection)
- X4** – TI: Standard current measuring card (for the mains side of the differential protection)
- X5** – DI8-OR4: Assembly Group with 8 Digital Inputs and 4 Output Relays
- X6** – TU-OR5: Voltage measuring assembly group with 5 additional Output Relays (normally open)
- X102** – Universal Resistance-Temperature Detector (URTD) input, Fiber optics interface, Versatile Link
- X103** – Modbus TCP / DNP3.0 TCP/UDP, Fiber optics interface, LC Connector
- X104** – IRIG-B00X, incl. System Contact (Supervision Contact)

# MCDGV4-2D0BTA

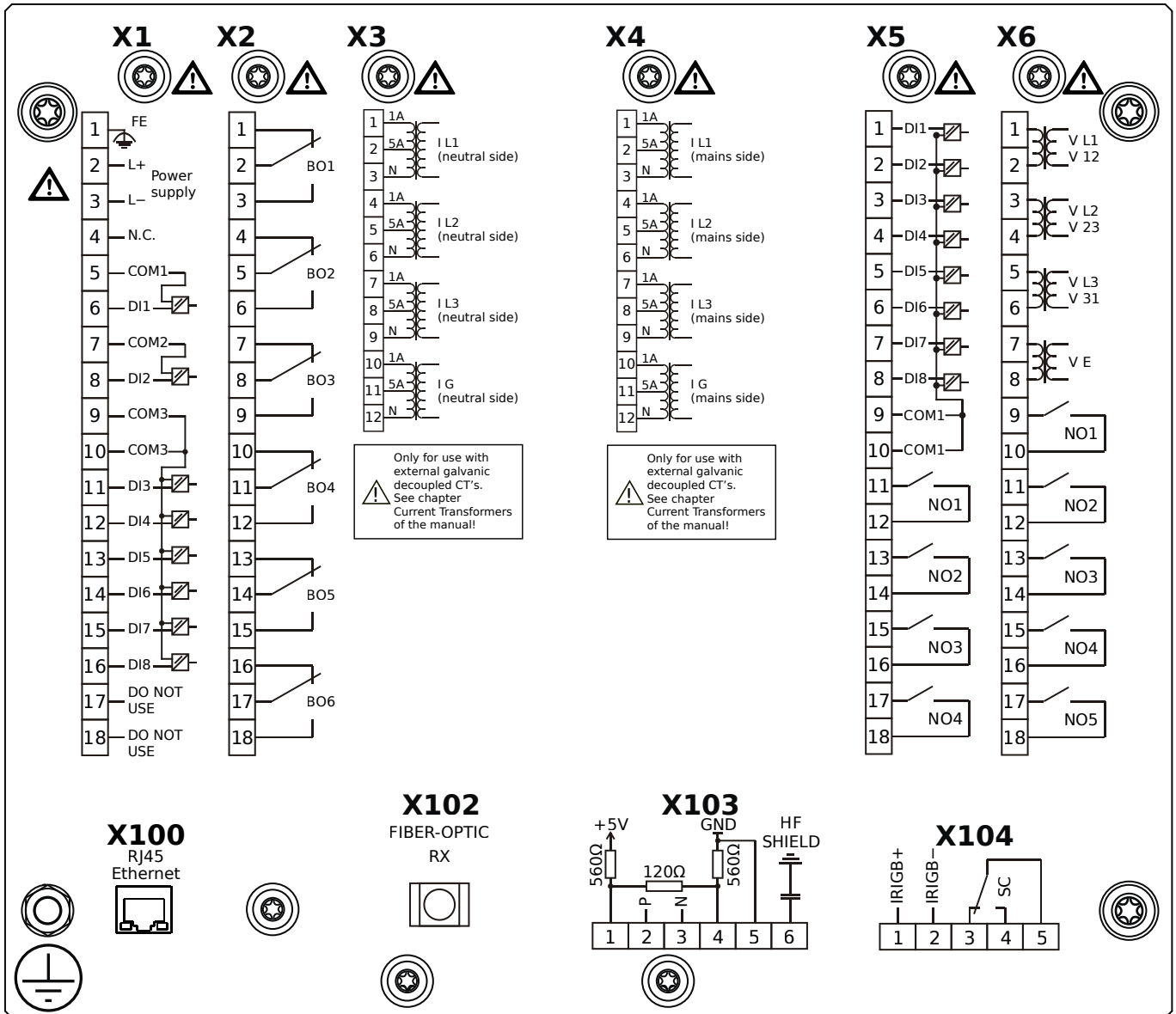


## Housing B2, large display, 19" rack mounting

- X1** – DI8-X1: Wide-range power supply unit, incl. 2 non-grouped digital inputs and 6 grouped digital inputs
- X2** – OR6: Assembly Group with 6 Output Relays
- X3** – TI: Standard current measuring card (for the neutral side of the differential protection)
- X4** – TI: Standard current measuring card (for the mains side of the differential protection)
- X5** – DI8-OR4: Assembly Group with 8 Digital Inputs and 4 Output Relays
- X6** – TU-OR5: Voltage measuring assembly group with 5 additional Output Relays (normally open)
- X100** – IEC 61850 / Modbus TCP / DNP3.0 TCP/UDP, Ethernet interface, 100 Mbit/s, RJ45 (BASE100-FX)
- X102** – Universal Resistance-Temperature Detector (URTD) input, Fiber optics interface, Versatile Link
- X103** – IEC 60870-5-103 / Modbus RTU / DNP3.0 RTU, RS485, Terminals
- X104** – IRIG-B00X, incl. System Contact (Supervision Contact)



# MCDGV4-2D0BTB

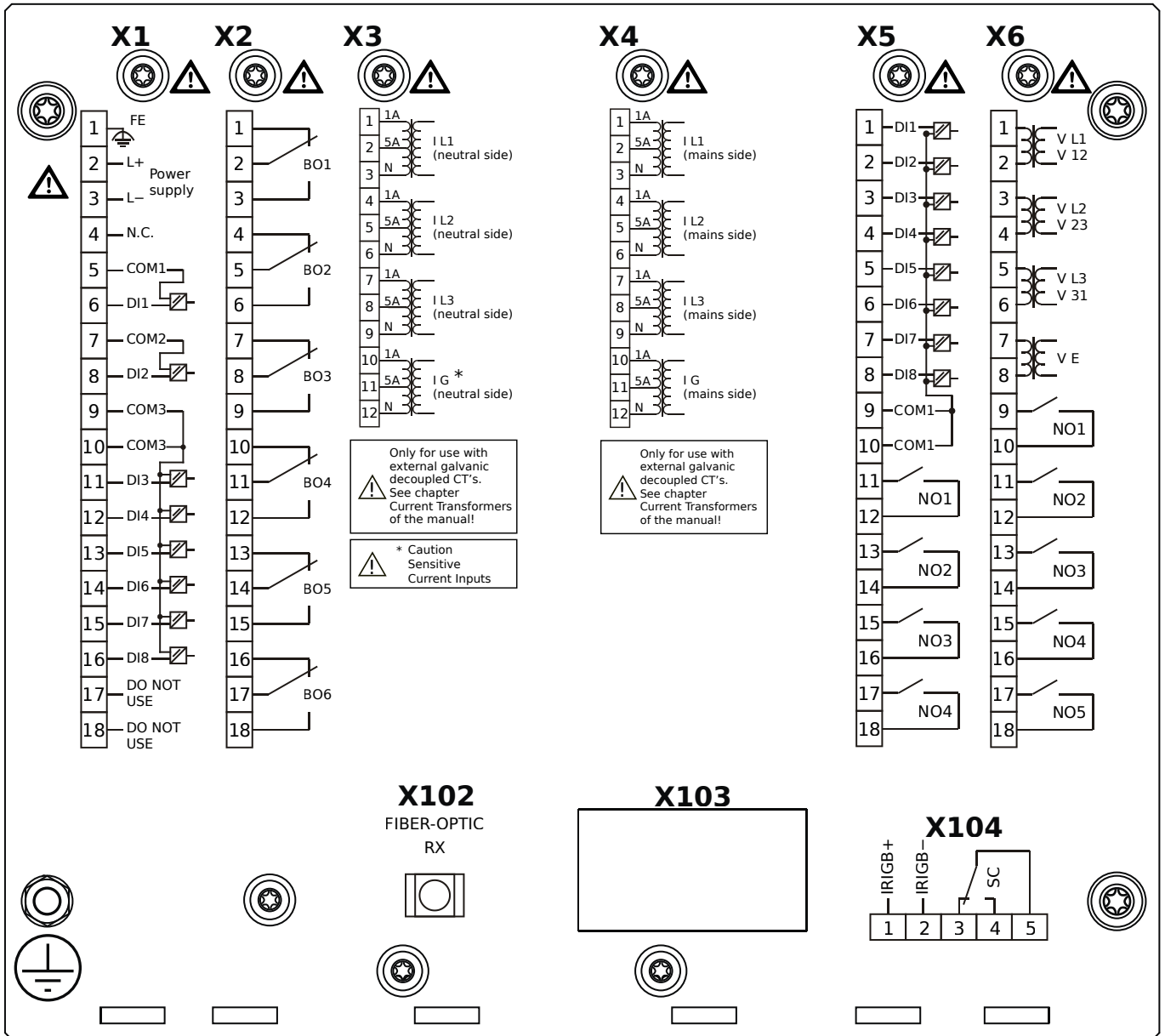


## Housing B2, large display, 19" rack mounting

+ Conformal Coating (for installations in harsh environment)

- X1** – DI8-X1: Wide-range power supply unit, incl. 2 non-grouped digital inputs and 6 grouped digital inputs
- X2** – OR6: Assembly Group with 6 Output Relays
- X3** – TI: Standard current measuring card (for the neutral side of the differential protection)
- X4** – TI: Standard current measuring card (for the mains side of the differential protection)
- X5** – DI8-OR4: Assembly Group with 8 Digital Inputs and 4 Output Relays
- X6** – TU-OR5: Voltage measuring assembly group with 5 additional Output Relays (normally open)
- X100** – IEC 61850 / Modbus TCP / DNP3.0 TCP/UDP, Ethernet interface, 100 Mbit/s, RJ45 (BASE100-FX)
- X102** – Universal Resistance-Temperature Detector (URTD) input, Fiber optics interface, Versatile Link
- X103** – IEC 60870-5-103 / Modbus RTU / DNP3.0 RTU, RS485, Terminals
- X104** – IRIG-B00X, incl. System Contact (Supervision Contact)

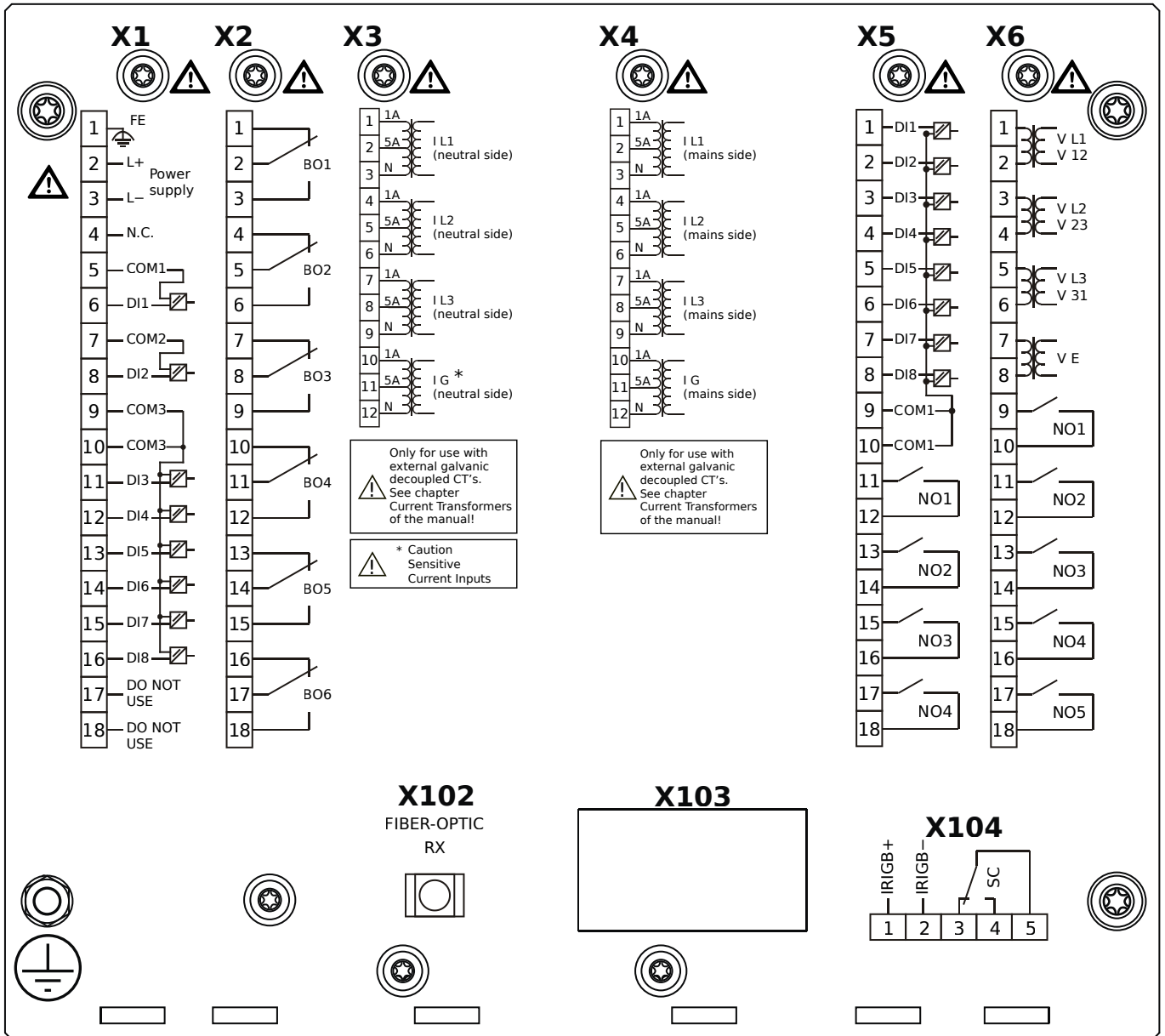
# MCDGV4-2D1AAA



## Housing B2, large display, door mounting

- X1** – DI8-X1: Wide-range power supply unit, incl. 2 non-grouped digital inputs and 6 grouped digital inputs
- X2** – OR6: Assembly Group with 6 Output Relays
- X3** – TIs: Standard phase current measuring card and sensitive ground current measuring (neutral side of the diff. prot.)
- X4** – TI: Standard current measuring card (for the mains side of the differential protection)
- X5** – DI8-OR4: Assembly Group with 8 Digital Inputs and 4 Output Relays
- X6** – TU-OR5: Voltage measuring assembly group with 5 additional Output Relays (normally open)
- X102** – Universal Resistance-Temperature Detector (URTD) input, Fiber optics interface, Versatile Link
- X104** – IRIG-B00X, incl. System Contact (Supervision Contact)

# MCDGV4-2D1AAB



## Housing B2, large display, door mounting

+ Conformal Coating (for installations in harsh environment)

**X1** – DI8-X1: Wide-range power supply unit, incl. 2 non-grouped digital inputs and 6 grouped digital inputs

**X2** – OR6: Assembly Group with 6 Output Relays

**X3** – TIs: Standard phase current measuring card and sensitive ground current measuring (neutral side of the diff. prot.)

**X4** – TI: Standard current measuring card (for the mains side of the differential protection)

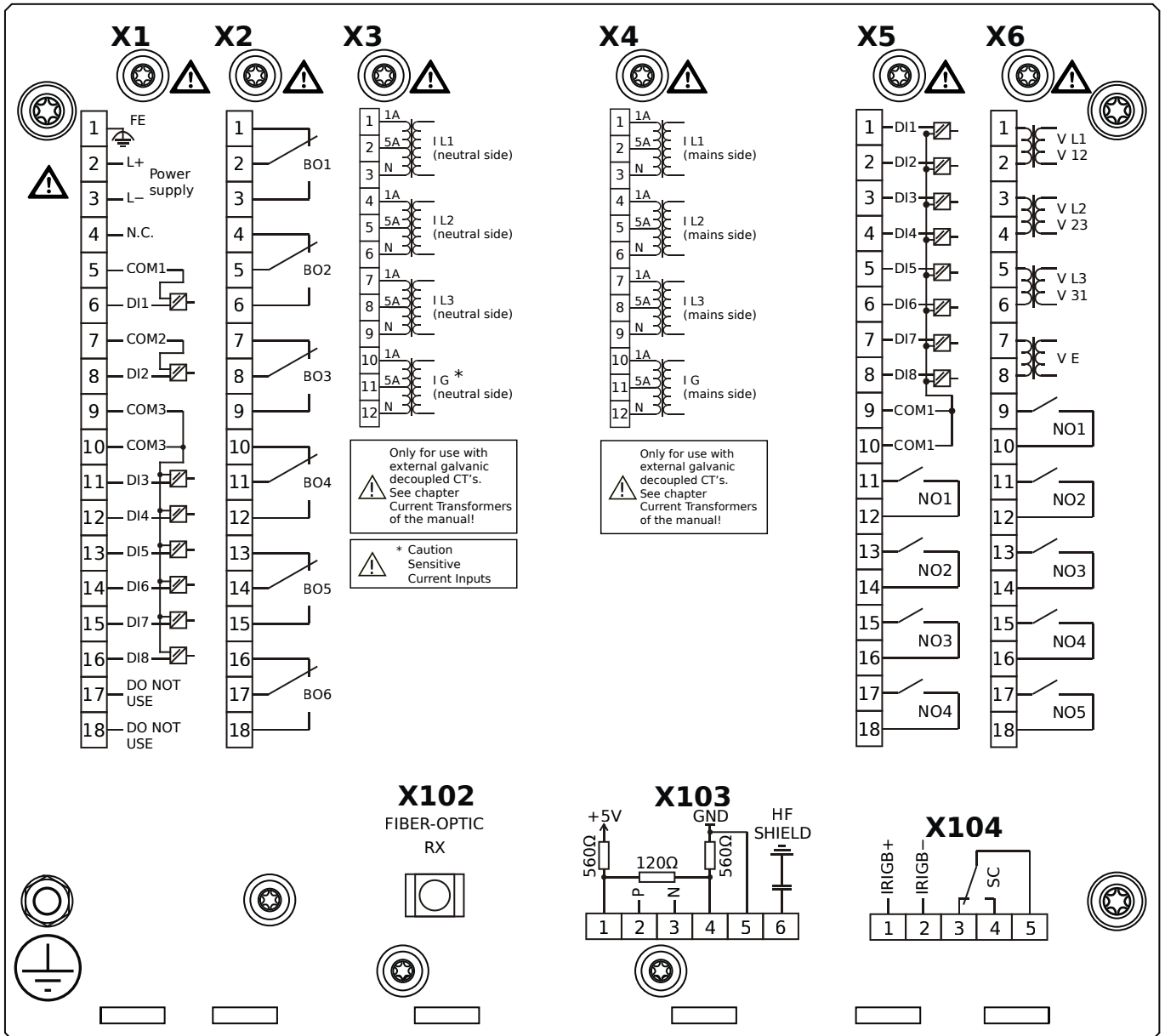
**X5** – DI8-OR4: Assembly Group with 8 Digital Inputs and 4 Output Relays

**X6** – TU-OR5: Voltage measuring assembly group with 5 additional Output Relays (normally open)

**X102** – Universal Resistance-Temperature Detector (URTD) input, Fiber optics interface, Versatile Link

**X104** – IRIG-B00X, incl. System Contact (Supervision Contact)

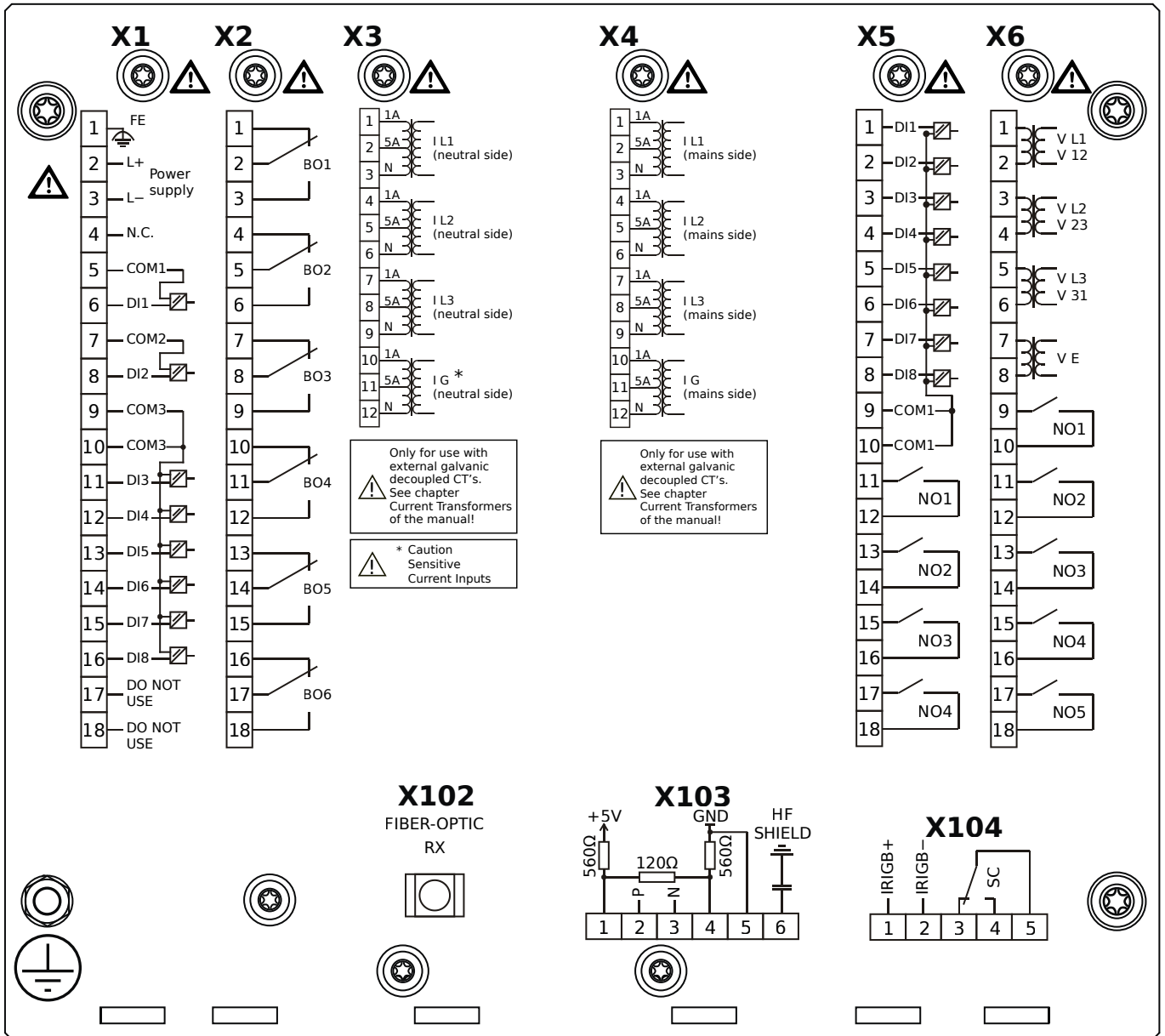
# MCDGV4-2D1ABA



## Housing B2, large display, door mounting

- X1** – DI8-X1: Wide-range power supply unit, incl. 2 non-grouped digital inputs and 6 grouped digital inputs
- X2** – OR6: Assembly Group with 6 Output Relays
- X3** – TIs: Standard phase current measuring card and sensitive ground current measuring (neutral side of the diff. prot.)
- X4** – TI: Standard current measuring card (for the mains side of the differential protection)
- X5** – DI8-OR4: Assembly Group with 8 Digital Inputs and 4 Output Relays
- X6** – TU-OR5: Voltage measuring assembly group with 5 additional Output Relays (normally open)
- X102** – Universal Resistance-Temperature Detector (URTD) input, Fiber optics interface, Versatile Link
- X103** – Modbus RTU / IEC 60870-5-103 / DNP3.0 RTU, RS485, Terminals
- X104** – IRIG-B00X, incl. System Contact (Supervision Contact)

# MCDGV4-2D1ABB

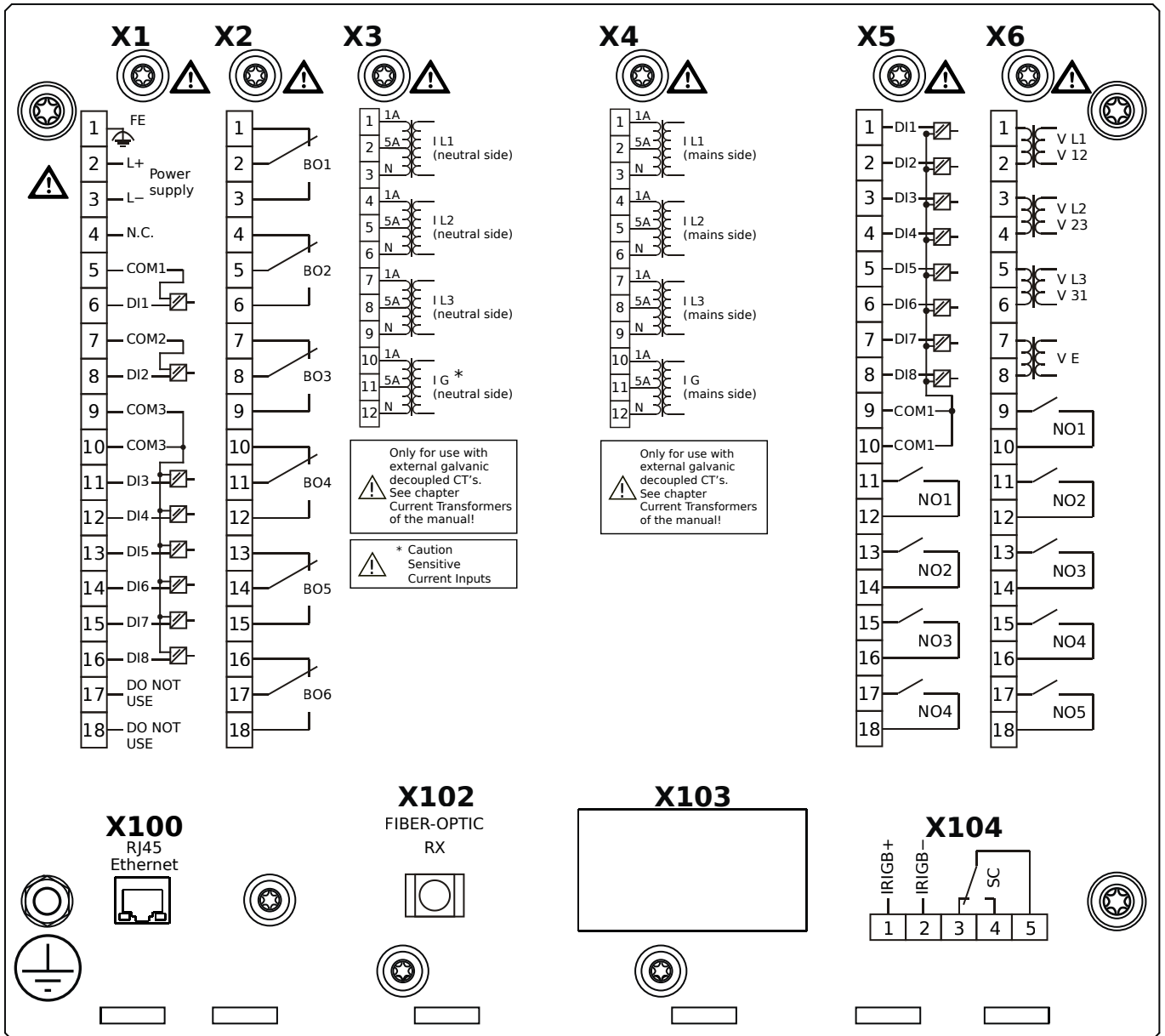


## Housing B2, large display, door mounting

+ Conformal Coating (for installations in harsh environment)

- X1** – DI8-X1: Wide-range power supply unit, incl. 2 non-grouped digital inputs and 6 grouped digital inputs
- X2** – OR6: Assembly Group with 6 Output Relays
- X3** – TIs: Standard phase current measuring card and sensitive ground current measuring (neutral side of the diff. prot.)
- X4** – TI: Standard current measuring card (for the mains side of the differential protection)
- X5** – DI8-OR4: Assembly Group with 8 Digital Inputs and 4 Output Relays
- X6** – TU-OR5: Voltage measuring assembly group with 5 additional Output Relays (normally open)
- X102** – Universal Resistance-Temperature Detector (URTD) input, Fiber optics interface, Versatile Link
- X103** – Modbus RTU / IEC 60870-5-103 / DNP3.0 RTU, RS485, Terminals
- X104** – IRIG-B00X, incl. System Contact (Supervision Contact)

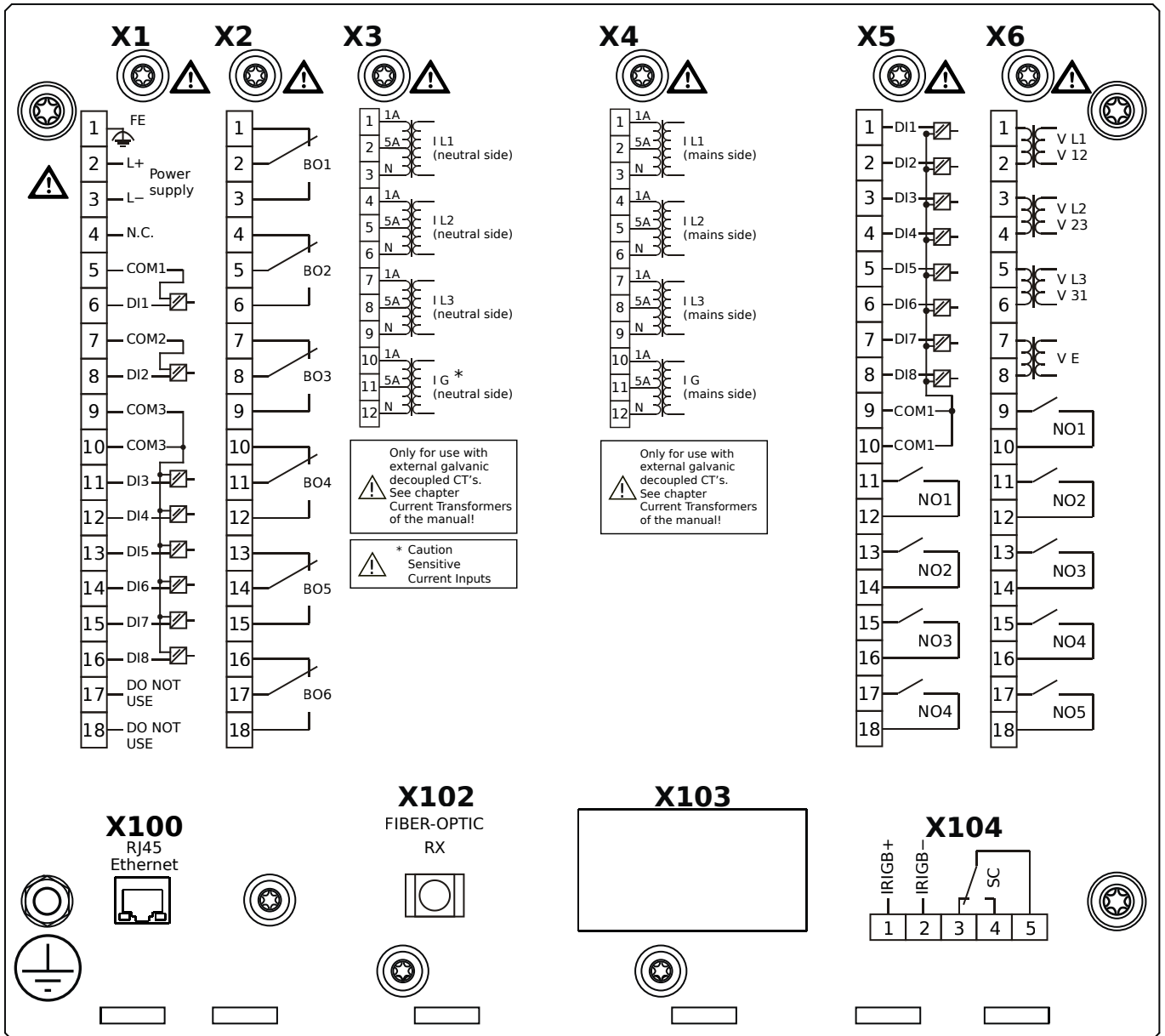
# MCDGV4-2D1ACA



## Housing B2, large display, door mounting

- X1** – DI8-X1: Wide-range power supply unit, incl. 2 non-grouped digital inputs and 6 grouped digital inputs
- X2** – OR6: Assembly Group with 6 Output Relays
- X3** – TIs: Standard phase current measuring card and sensitive ground current measuring (neutral side of the diff. prot.)
- X4** – TI: Standard current measuring card (for the mains side of the differential protection)
- X5** – DI8-OR4: Assembly Group with 8 Digital Inputs and 4 Output Relays
- X6** – TU-OR5: Voltage measuring assembly group with 5 additional Output Relays (normally open)
- X100** – Modbus TCP / DNP3.0 TCP/UDP, Ethernet interface, 100 Mbit/s, RJ45 (BASE100-FX)
- X102** – Universal Resistance-Temperature Detector (URTD) input, Fiber optics interface, Versatile Link
- X104** – IRIG-B00X, incl. System Contact (Supervision Contact)

# MCDGV4-2D1ACB

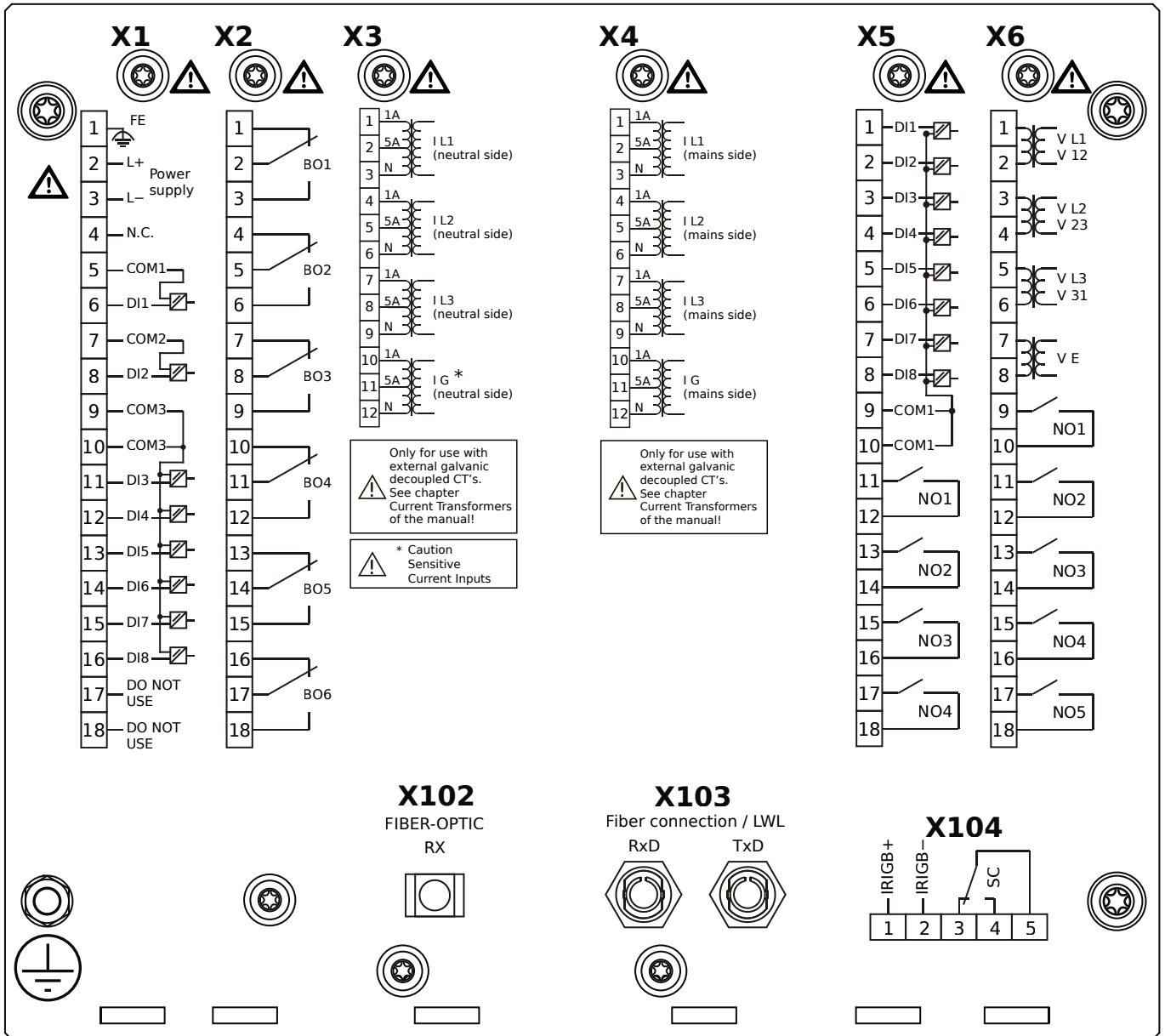


## Housing B2, large display, door mounting

+ Conformal Coating (for installations in harsh environment)

- X1** – DI8-X1: Wide-range power supply unit, incl. 2 non-grouped digital inputs and 6 grouped digital inputs
- X2** – OR6: Assembly Group with 6 Output Relays
- X3** – TIs: Standard phase current measuring card and sensitive ground current measuring (neutral side of the diff. prot.)
- X4** – TI: Standard current measuring card (for the mains side of the differential protection)
- X5** – DI8-OR4: Assembly Group with 8 Digital Inputs and 4 Output Relays
- X6** – TU-OR5: Voltage measuring assembly group with 5 additional Output Relays (normally open)
- X100** – Modbus TCP / DNP3.0 TCP/UDP, Ethernet interface, 100 Mbit/s, RJ45 (BASE100-FX)
- X102** – Universal Resistance-Temperature Detector (URTD) input, Fiber optics interface, Versatile Link
- X104** – IRIG-B00X, incl. System Contact (Supervision Contact)

# MCDGV4-2D1ADA

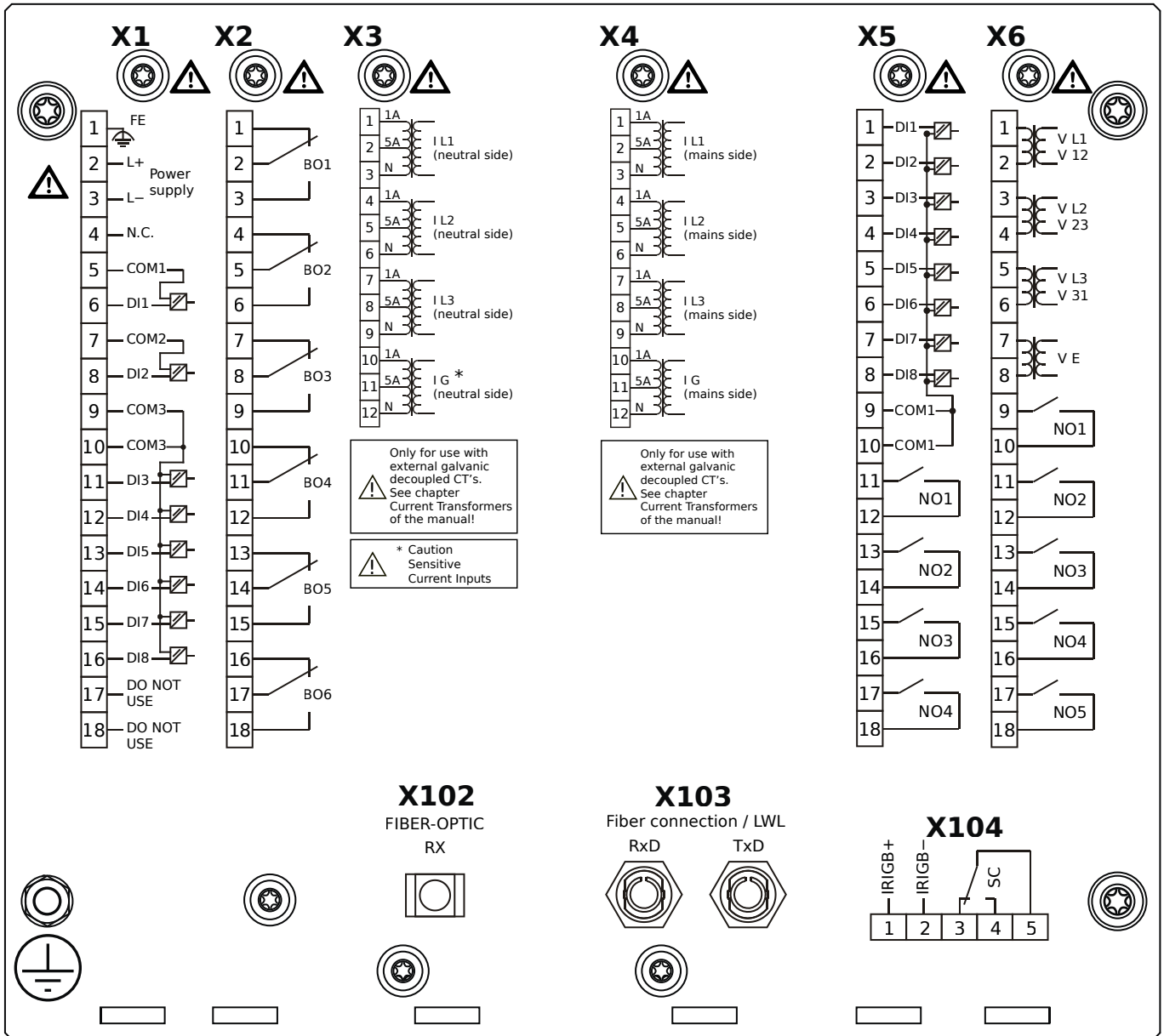


## Housing B2, large display, door mounting

- X1** – DI8-X1: Wide-range power supply unit, incl. 2 non-grouped digital inputs and 6 grouped digital inputs
- X2** – OR6: Assembly Group with 6 Output Relays
- X3** – TIs: Standard phase current measuring card and sensitive ground current measuring (neutral side of the diff. prot.)
- X4** – TI: Standard current measuring card (for the mains side of the differential protection)
- X5** – DI8-OR4: Assembly Group with 8 Digital Inputs and 4 Output Relays
- X6** – TU-OR5: Voltage measuring assembly group with 5 additional Output Relays (normally open)
- X102** – Universal Resistance-Temperature Detector (URTD) input, Fiber optics interface, Versatile Link
- X103** – Profibus-DP, Fiber optics interface, ST Connector
- X104** – IRIG-B00X, incl. System Contact (Supervision Contact)



# MCDGV4-2D1ADB



## Housing B2, large display, door mounting

+ Conformal Coating (for installations in harsh environment)

**X1** – DI8-X1: Wide-range power supply unit, incl. 2 non-grouped digital inputs and 6 grouped digital inputs

**X2** – OR6: Assembly Group with 6 Output Relays

**X3** – TIs: Standard phase current measuring card and sensitive ground current measuring (neutral side of the diff. prot.)

**X4** – TI: Standard current measuring card (for the mains side of the differential protection)

**X5** – DI8-OR4: Assembly Group with 8 Digital Inputs and 4 Output Relays

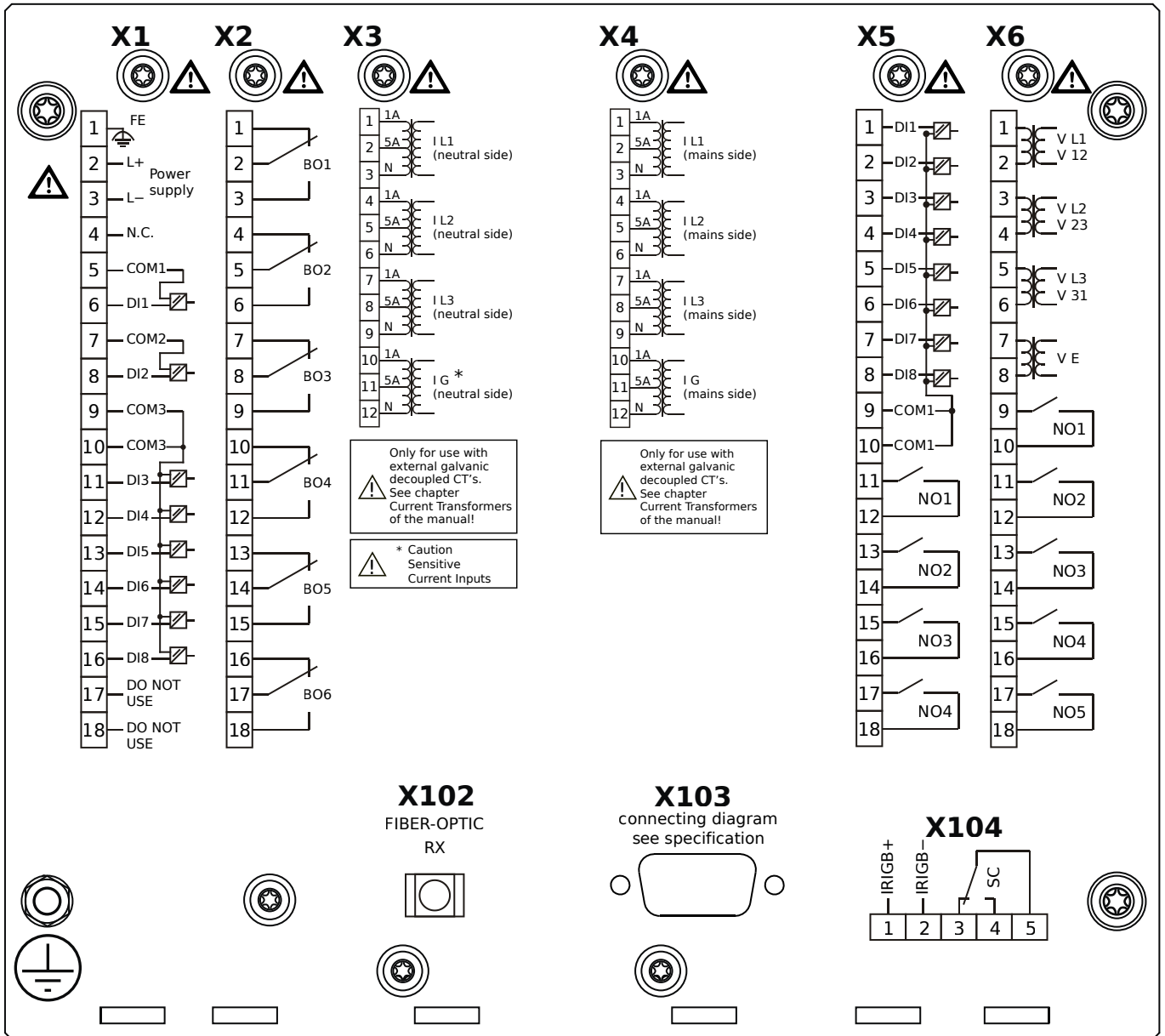
**X6** – TU-OR5: Voltage measuring assembly group with 5 additional Output Relays (normally open)

**X102** – Universal Resistance-Temperature Detector (URTD) input, Fiber optics interface, Versatile Link

**X103** – Profibus-DP, Fiber optics interface, ST Connector

**X104** – IRIG-B00X, incl. System Contact (Supervision Contact)

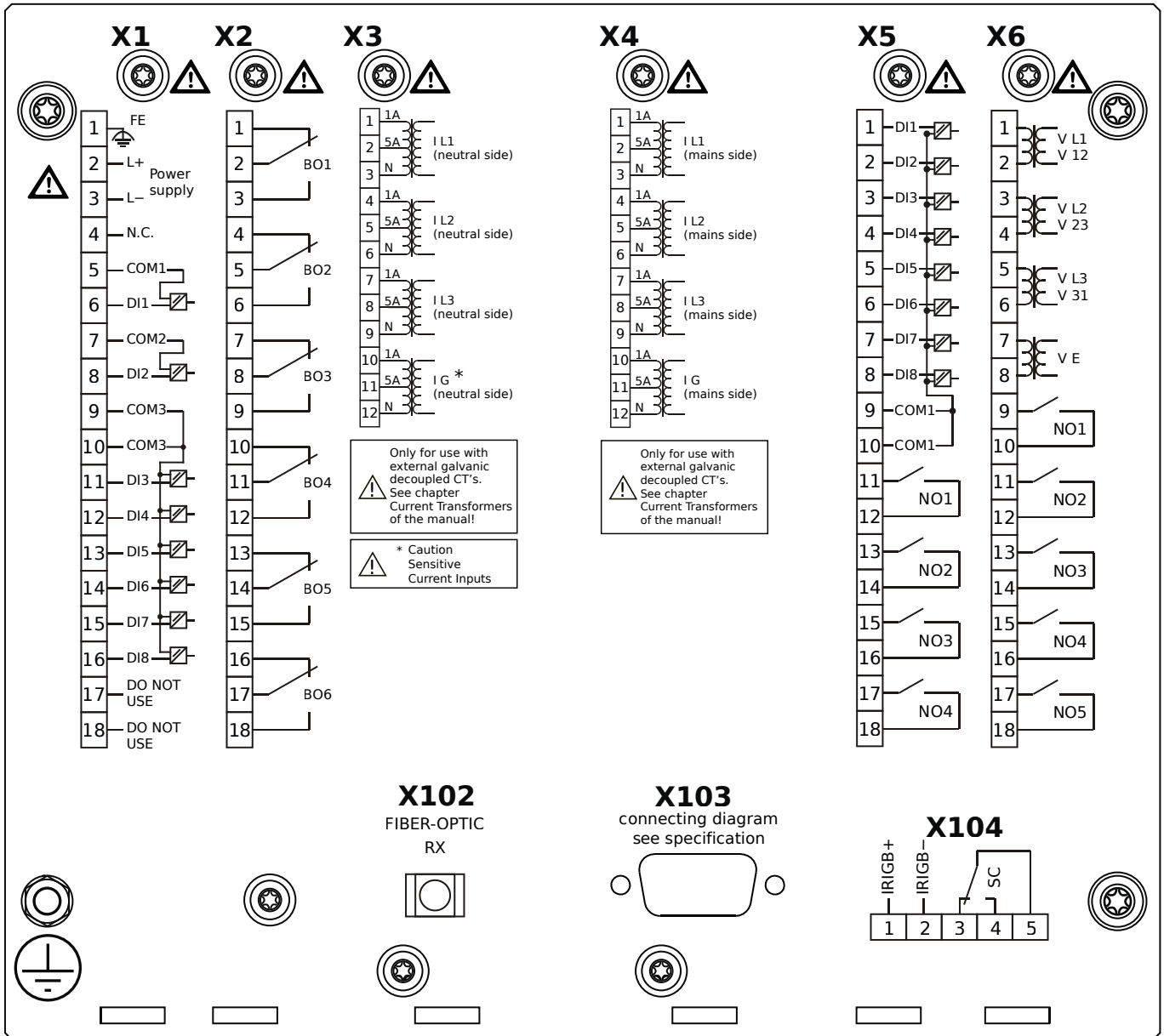
# MCDGV4-2D1AEA



## Housing B2, large display, door mounting

- X1** – DI8-X1: Wide-range power supply unit, incl. 2 non-grouped digital inputs and 6 grouped digital inputs
- X2** – OR6: Assembly Group with 6 Output Relays
- X3** – TIs: Standard phase current measuring card and sensitive ground current measuring (neutral side of the diff. prot.)
- X4** – TI: Standard current measuring card (for the mains side of the differential protection)
- X5** – DI8-OR4: Assembly Group with 8 Digital Inputs and 4 Output Relays
- X6** – TU-OR5: Voltage measuring assembly group with 5 additional Output Relays (normally open)
- X102** – Universal Resistance-Temperature Detector (URTD) input, Fiber optics interface, Versatile Link
- X103** – Profibus-DP, RS485, D-SUB
- X104** – IRIG-B00X, incl. System Contact (Supervision Contact)

# MCDGV4-2D1AEB



## Housing B2, large display, door mounting

+ Conformal Coating (for installations in harsh environment)

**X1** – DI8-X1: Wide-range power supply unit, incl. 2 non-grouped digital inputs and 6 grouped digital inputs

**X2** – OR6: Assembly Group with 6 Output Relays

**X3** – TIs: Standard phase current measuring card and sensitive ground current measuring (neutral side of the diff. prot.)

**X4** – TI: Standard current measuring card (for the mains side of the differential protection)

**X5** – DI8-OR4: Assembly Group with 8 Digital Inputs and 4 Output Relays

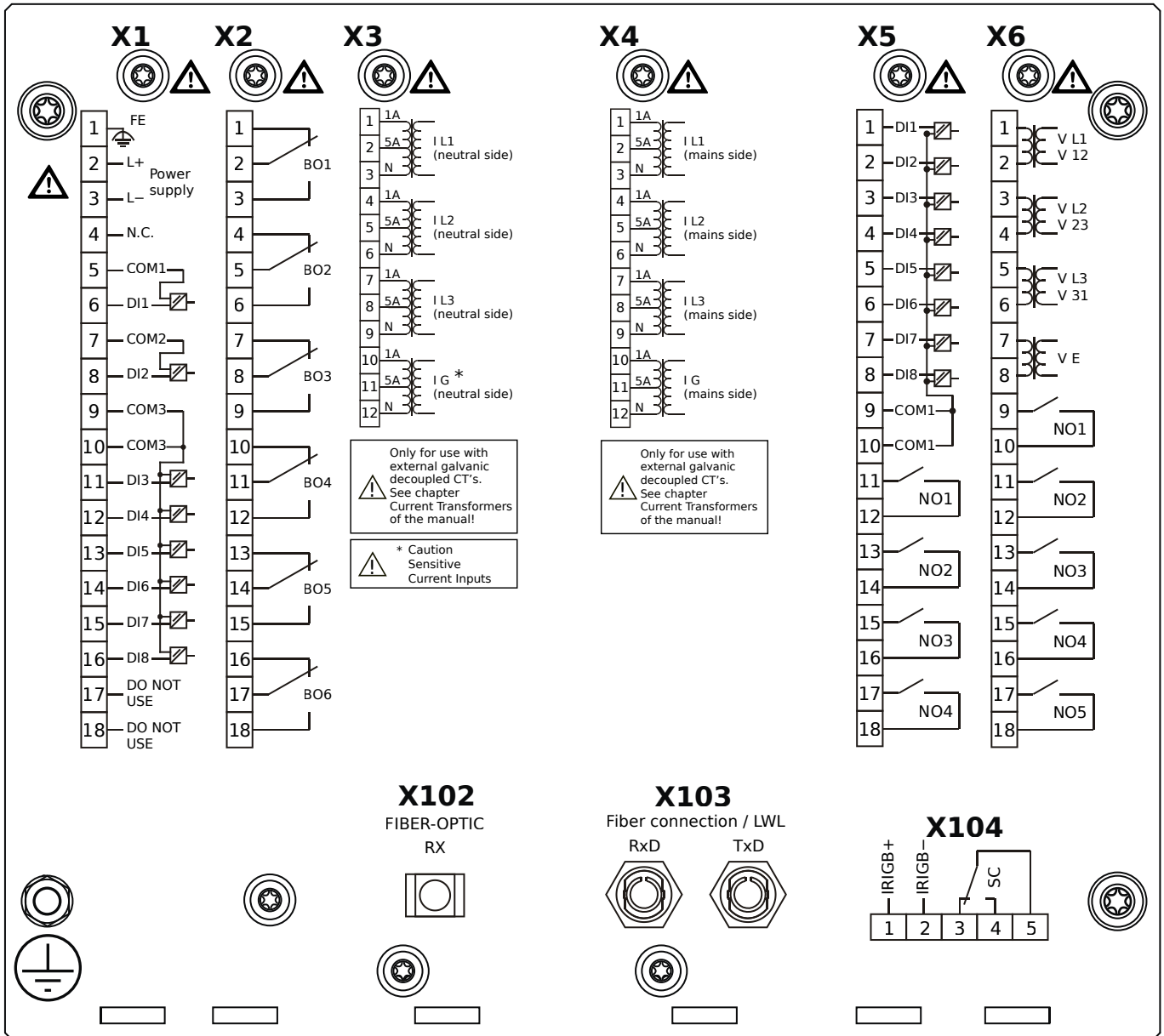
**X6** – TU-OR5: Voltage measuring assembly group with 5 additional Output Relays (normally open)

**X102** – Universal Resistance-Temperature Detector (URTD) input, Fiber optics interface, Versatile Link

**X103** – Profibus-DP, RS485, D-SUB

**X104** – IRIG-B00X, incl. System Contact (Supervision Contact)

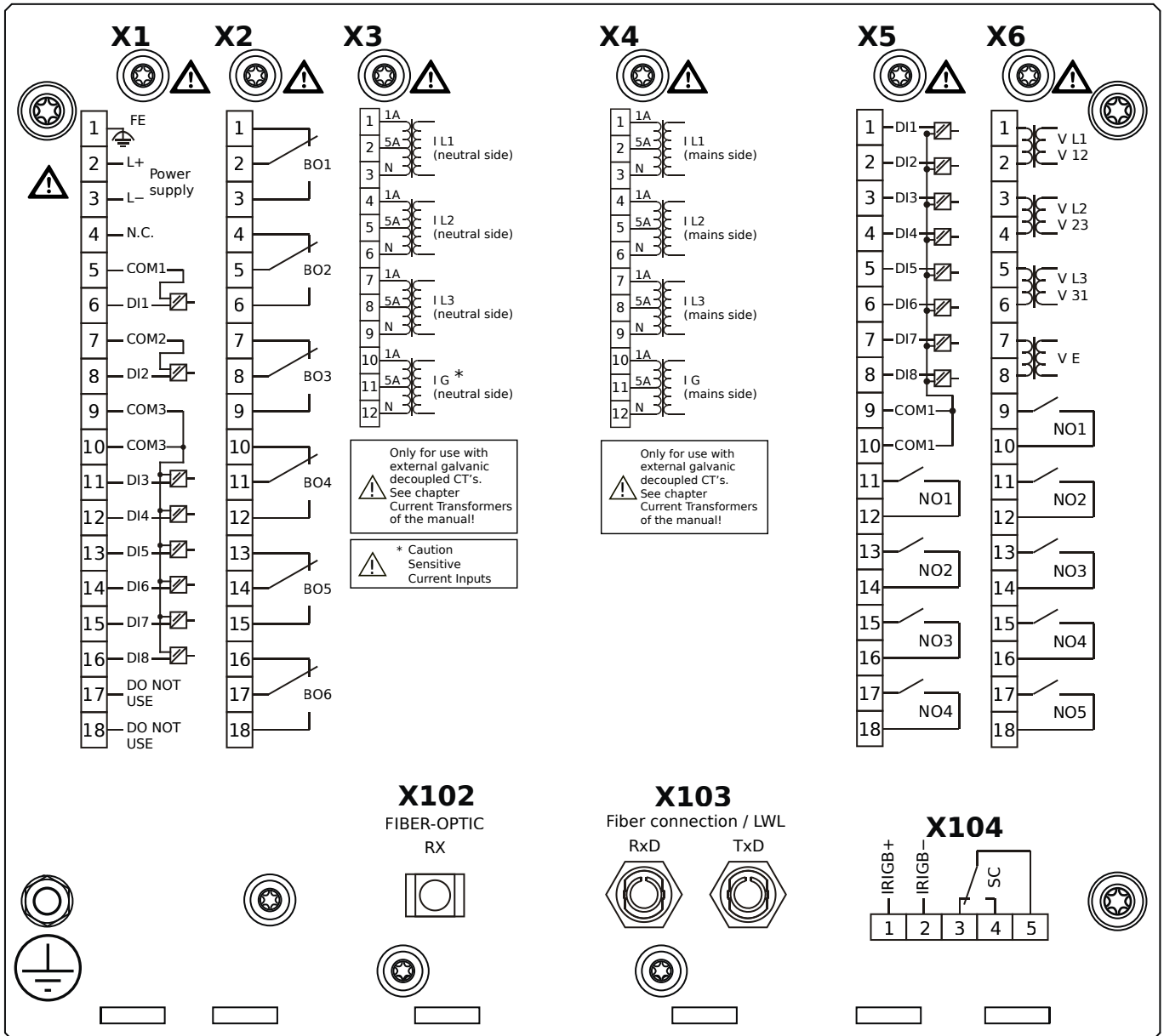
# MCDGV4-2D1AFA



## Housing B2, large display, door mounting

- X1** – DI8-X1: Wide-range power supply unit, incl. 2 non-grouped digital inputs and 6 grouped digital inputs
- X2** – OR6: Assembly Group with 6 Output Relays
- X3** – TIs: Standard phase current measuring card and sensitive ground current measuring (neutral side of the diff. prot.)
- X4** – TI: Standard current measuring card (for the mains side of the differential protection)
- X5** – DI8-OR4: Assembly Group with 8 Digital Inputs and 4 Output Relays
- X6** – TU-OR5: Voltage measuring assembly group with 5 additional Output Relays (normally open)
- X102** – Universal Resistance-Temperature Detector (URTD) input, Fiber optics interface, Versatile Link
- X103** – Modbus RTU / IEC 60870-5-103 / DNP3.0 RTU, Fiber optics interface, ST Connector
- X104** – IRIG-B00X, incl. System Contact (Supervision Contact)

# MCDGV4-2D1AFB



## Housing B2, large display, door mounting

+ Conformal Coating (for installations in harsh environment)

**X1** – DI8-X1: Wide-range power supply unit, incl. 2 non-grouped digital inputs and 6 grouped digital inputs

**X2** – OR6: Assembly Group with 6 Output Relays

**X3** – TIs: Standard phase current measuring card and sensitive ground current measuring (neutral side of the diff. prot.)

**X4** – TI: Standard current measuring card (for the mains side of the differential protection)

**X5** – DI8-OR4: Assembly Group with 8 Digital Inputs and 4 Output Relays

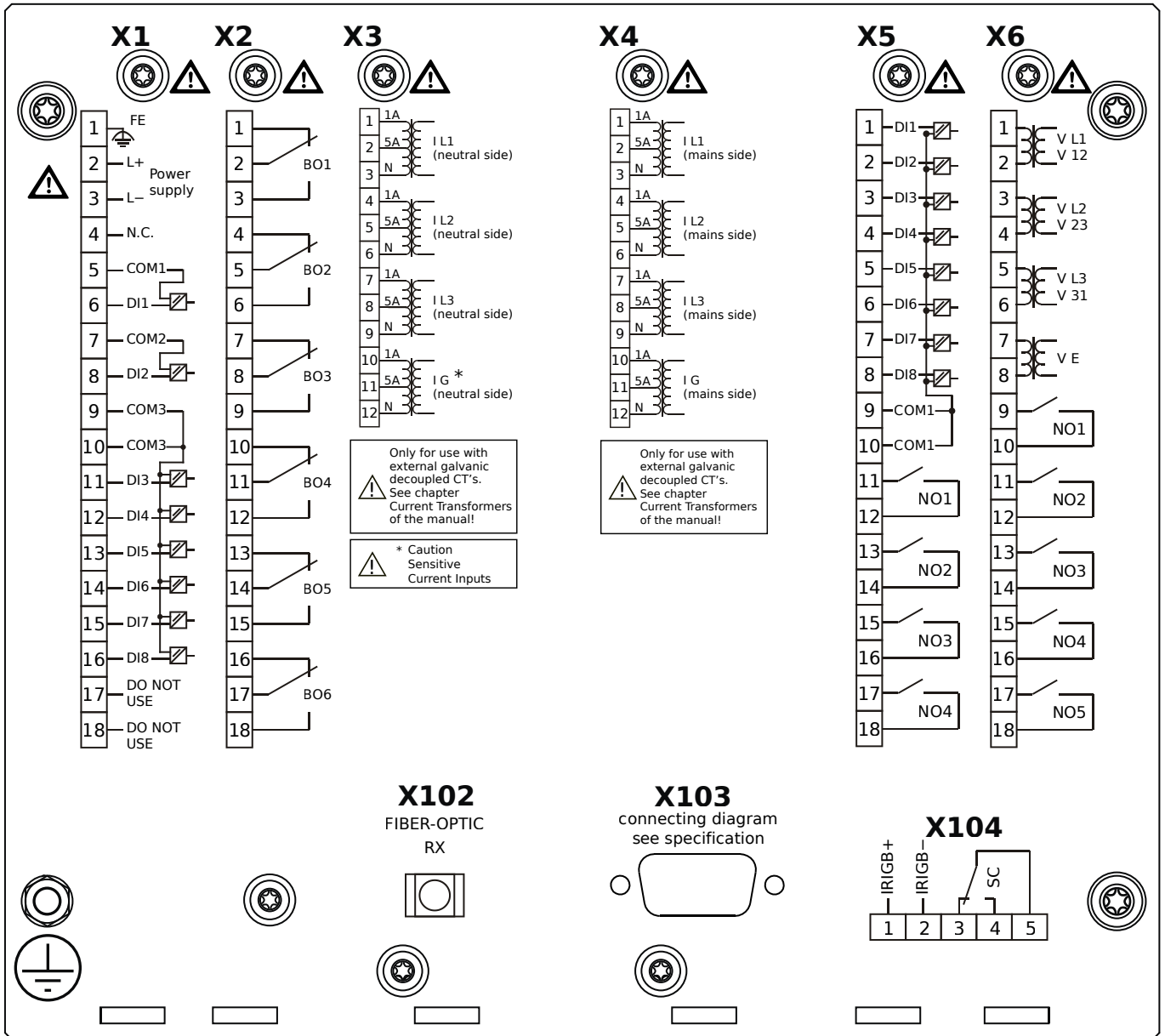
**X6** – TU-OR5: Voltage measuring assembly group with 5 additional Output Relays (normally open)

**X102** – Universal Resistance-Temperature Detector (URTD) input, Fiber optics interface, Versatile Link

**X103** – Modbus RTU / IEC 60870-5-103 / DNP3.0 RTU, Fiber optics interface, ST Connector

**X104** – IRIG-B00X, incl. System Contact (Supervision Contact)

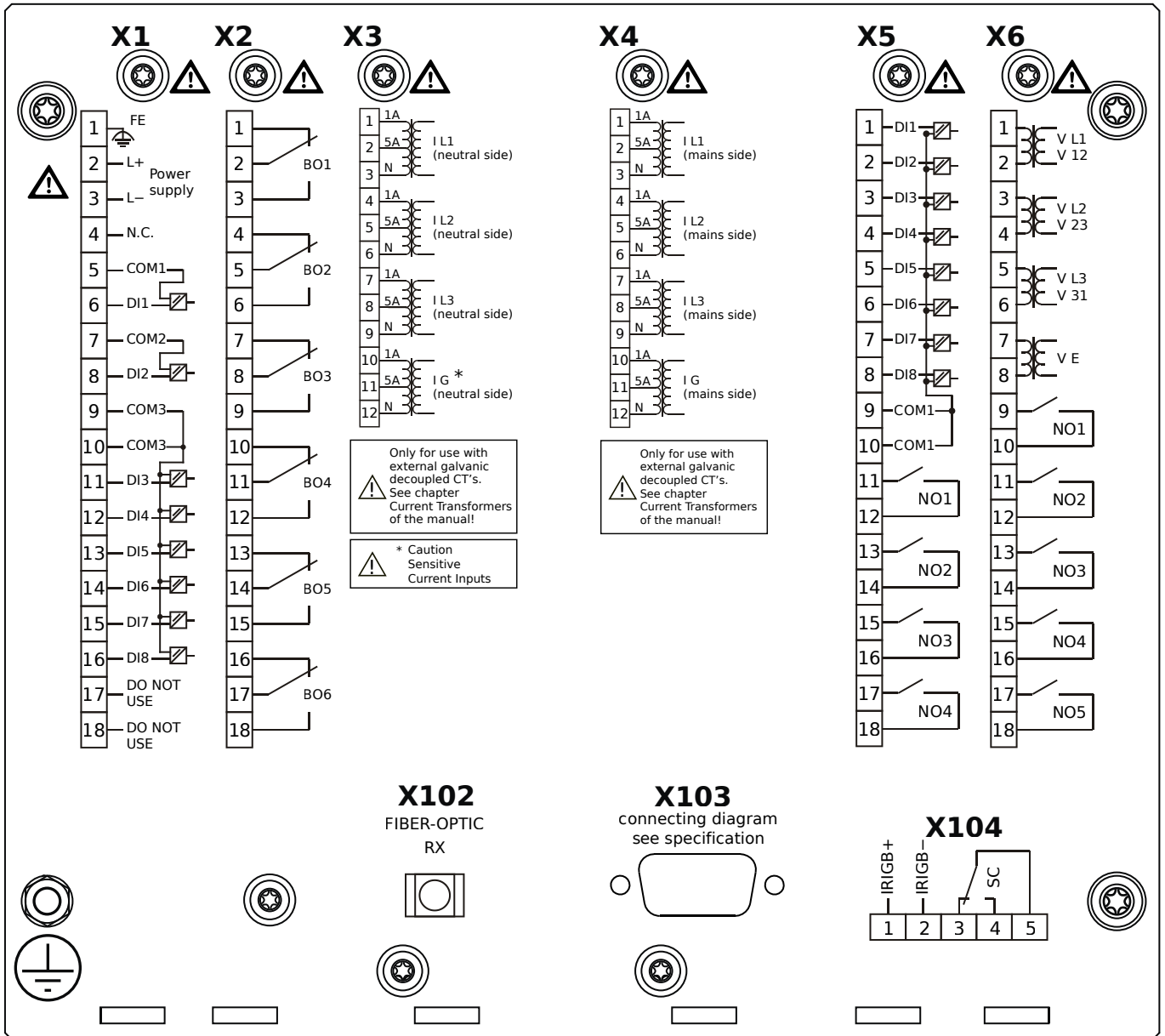
# MCDGV4-2D1AGA



## Housing B2, large display, door mounting

- X1** – DI8-X1: Wide-range power supply unit, incl. 2 non-grouped digital inputs and 6 grouped digital inputs
- X2** – OR6: Assembly Group with 6 Output Relays
- X3** – TIs: Standard phase current measuring card and sensitive ground current measuring (neutral side of the diff. prot.)
- X4** – TI: Standard current measuring card (for the mains side of the differential protection)
- X5** – DI8-OR4: Assembly Group with 8 Digital Inputs and 4 Output Relays
- X6** – TU-OR5: Voltage measuring assembly group with 5 additional Output Relays (normally open)
- X102** – Universal Resistance-Temperature Detector (URTD) input, Fiber optics interface, Versatile Link
- X103** – Modbus RTU / IEC 60870-5-103 / DNP3.0 RTU, RS485, D-SUB
- X104** – IRIG-B00X, incl. System Contact (Supervision Contact)

# MCDGV4-2D1AGB



## Housing B2, large display, door mounting

+ Conformal Coating (for installations in harsh environment)

**X1** – DI8-X1: Wide-range power supply unit, incl. 2 non-grouped digital inputs and 6 grouped digital inputs

**X2** – OR6: Assembly Group with 6 Output Relays

**X3** – TIs: Standard phase current measuring card and sensitive ground current measuring (neutral side of the diff. prot.)

**X4** – TI: Standard current measuring card (for the mains side of the differential protection)

**X5** – DI8-OR4: Assembly Group with 8 Digital Inputs and 4 Output Relays

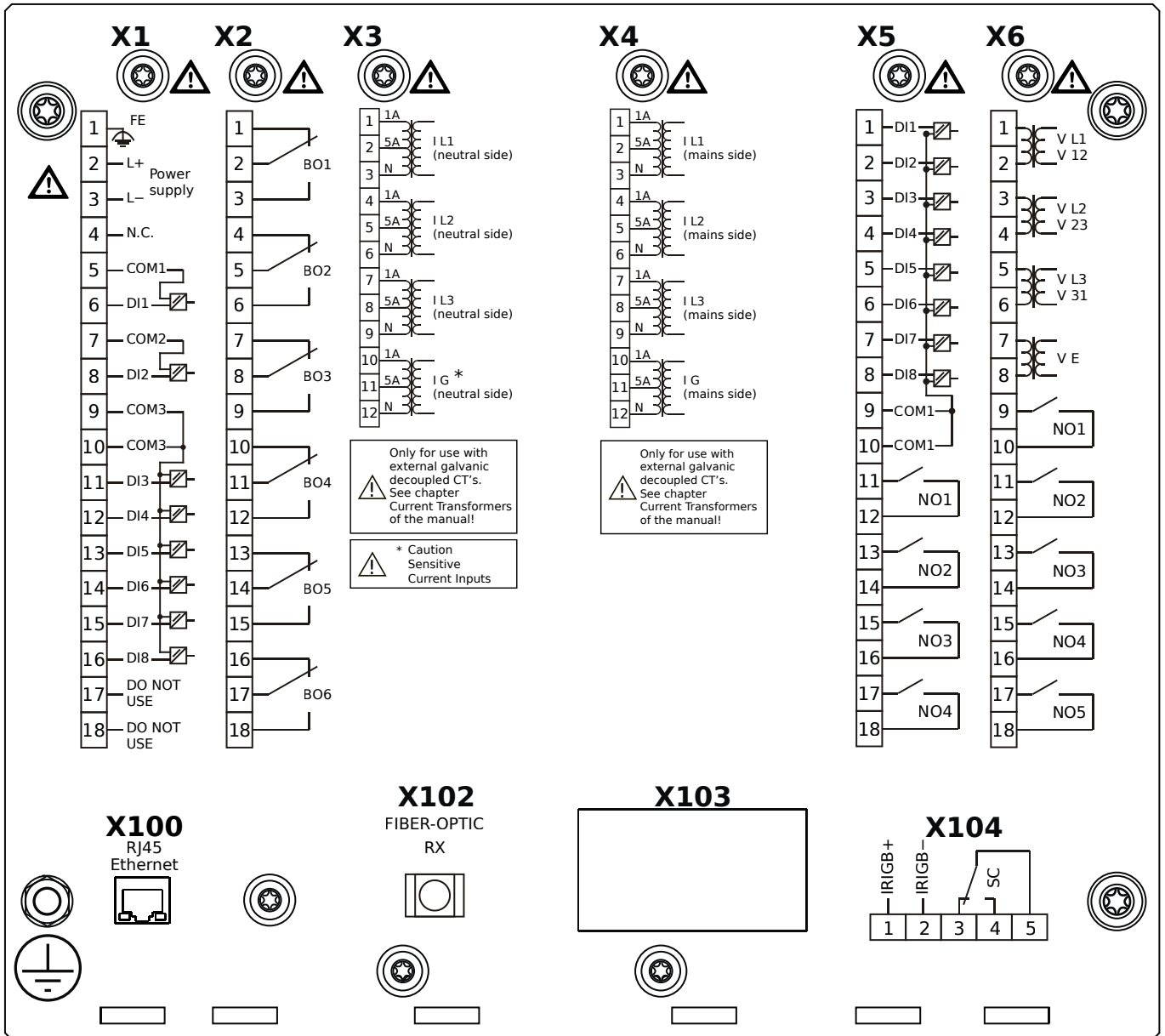
**X6** – TU-OR5: Voltage measuring assembly group with 5 additional Output Relays (normally open)

**X102** – Universal Resistance-Temperature Detector (URTD) input, Fiber optics interface, Versatile Link

**X103** – Modbus RTU / IEC 60870-5-103 / DNP3.0 RTU, RS485, D-SUB

**X104** – IRIG-B00X, incl. System Contact (Supervision Contact)

# MCDGV4-2D1AHA

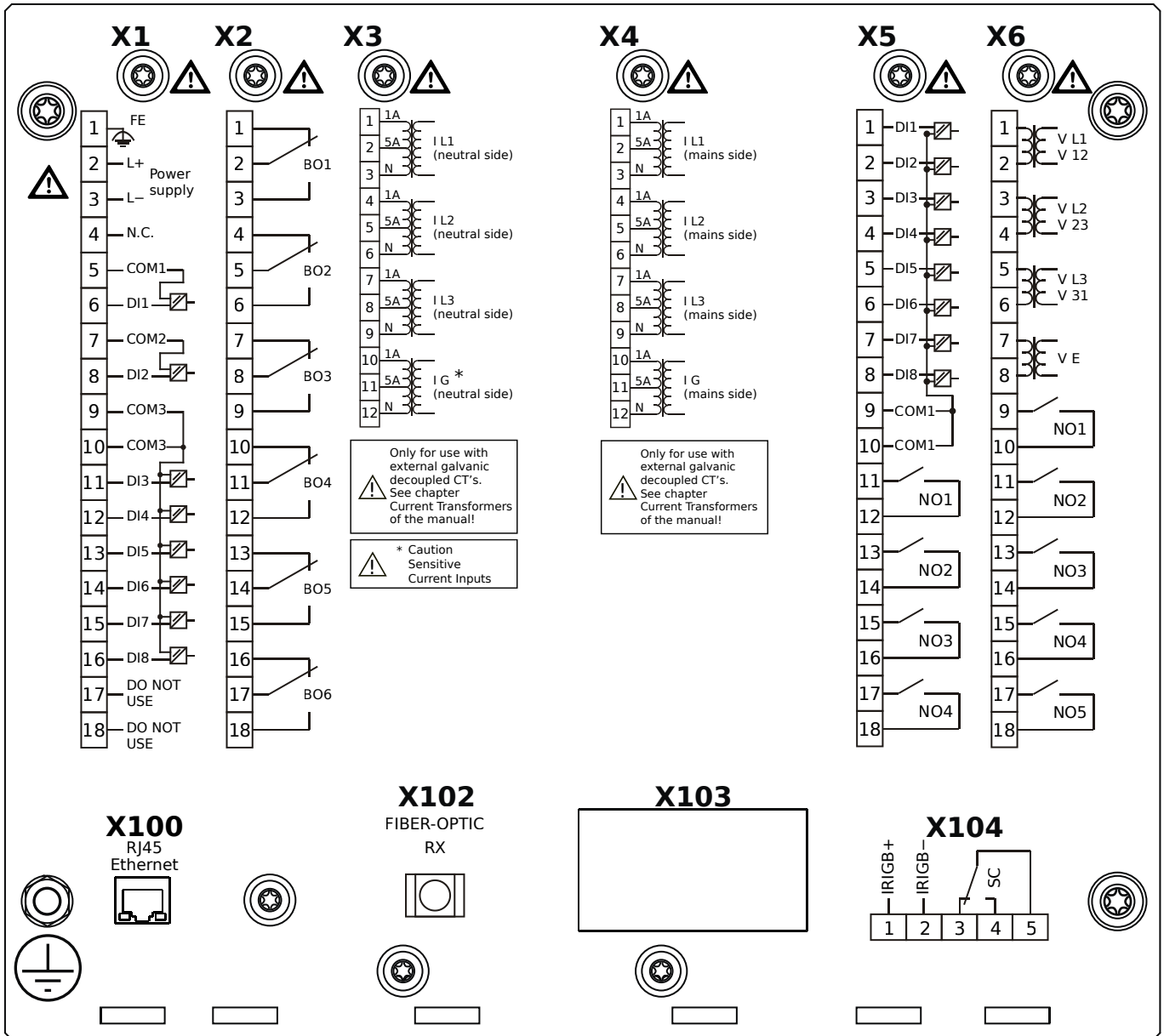


## Housing B2, large display, door mounting

- X1** – DI8-X1: Wide-range power supply unit, incl. 2 non-grouped digital inputs and 6 grouped digital inputs
- X2** – OR6: Assembly Group with 6 Output Relays
- X3** – TIs: Standard phase current measuring card and sensitive ground current measuring (neutral side of the diff. prot.)
- X4** – TI: Standard current measuring card (for the mains side of the differential protection)
- X5** – DI8-OR4: Assembly Group with 8 Digital Inputs and 4 Output Relays
- X6** – TU-OR5: Voltage measuring assembly group with 5 additional Output Relays (normally open)
- X100** – IEC 61850 / Modbus TCP / DNP3.0 TCP/UDP, Ethernet interface, 100 Mbit/s, RJ45 (BASE100-FX)
- X102** – Universal Resistance-Temperature Detector (URTD) input, Fiber optics interface, Versatile Link
- X104** – IRIG-B00X, incl. System Contact (Supervision Contact)



# MCDGV4-2D1AHB

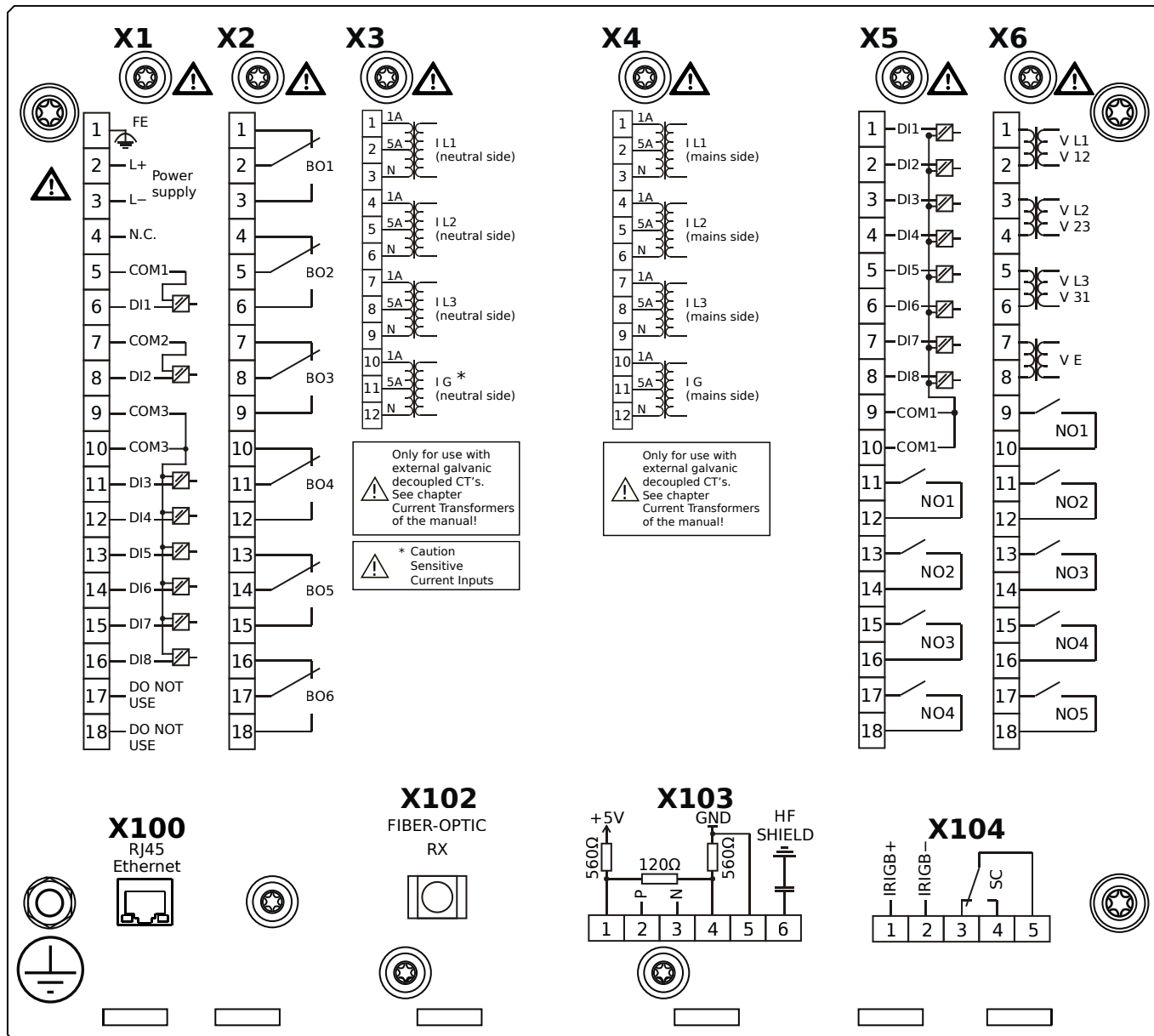


## Housing B2, large display, door mounting

+ Conformal Coating (for installations in harsh environment)

- X1** – DI8-X1: Wide-range power supply unit, incl. 2 non-grouped digital inputs and 6 grouped digital inputs
- X2** – OR6: Assembly Group with 6 Output Relays
- X3** – TIs: Standard phase current measuring card and sensitive ground current measuring (neutral side of the diff. prot.)
- X4** – TI: Standard current measuring card (for the mains side of the differential protection)
- X5** – DI8-OR4: Assembly Group with 8 Digital Inputs and 4 Output Relays
- X6** – TU-OR5: Voltage measuring assembly group with 5 additional Output Relays (normally open)
- X100** – IEC 61850 / Modbus TCP / DNP3.0 TCP/UDP, Ethernet interface, 100 Mbit/s, RJ45 (BASE100-FX)
- X102** – Universal Resistance-Temperature Detector (URTD) input, Fiber optics interface, Versatile Link
- X104** – IRIG-B00X, incl. System Contact (Supervision Contact)

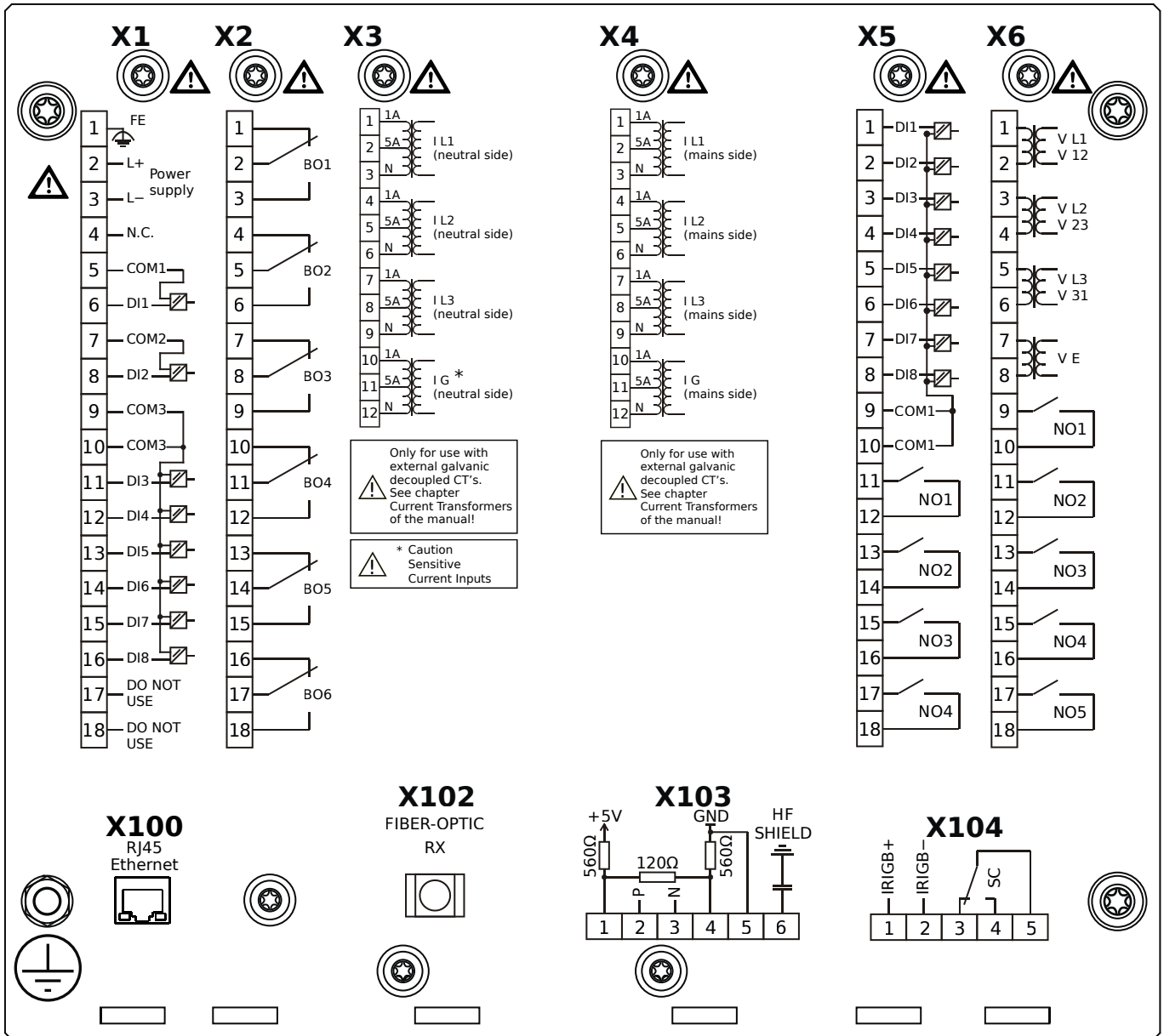
# MCDGV4-2D1AIA



## Housing B2, large display, door mounting

- X1** – DI8-X1: Wide-range power supply unit, incl. 2 non-grouped digital inputs and 6 grouped digital inputs
- X2** – OR6: Assembly Group with 6 Output Relays
- X3** – TIs: Standard phase current measuring card and sensitive ground current measuring (neutral side of the diff. prot.)
- X4** – TI: Standard current measuring card (for the mains side of the differential protection)
- X5** – DI8-OR4: Assembly Group with 8 Digital Inputs and 4 Output Relays
- X6** – TU-OR5: Voltage measuring assembly group with 5 additional Output Relays (normally open)
- X100** – Modbus TCP / DNP3.0 TCP/UDP, Ethernet interface, 100 Mbit/s, RJ45 (BASE100-FX)
- X102** – Universal Resistance-Temperature Detector (URTD) input, Fiber optics interface, Versatile Link
- X103** – IEC 60870-5-103 / Modbus RTU / DNP3.0 RTU, RS485, Terminals
- X104** – IRIG-B00X, incl. System Contact (Supervision Contact)

# MCDGV4-2D1AIB

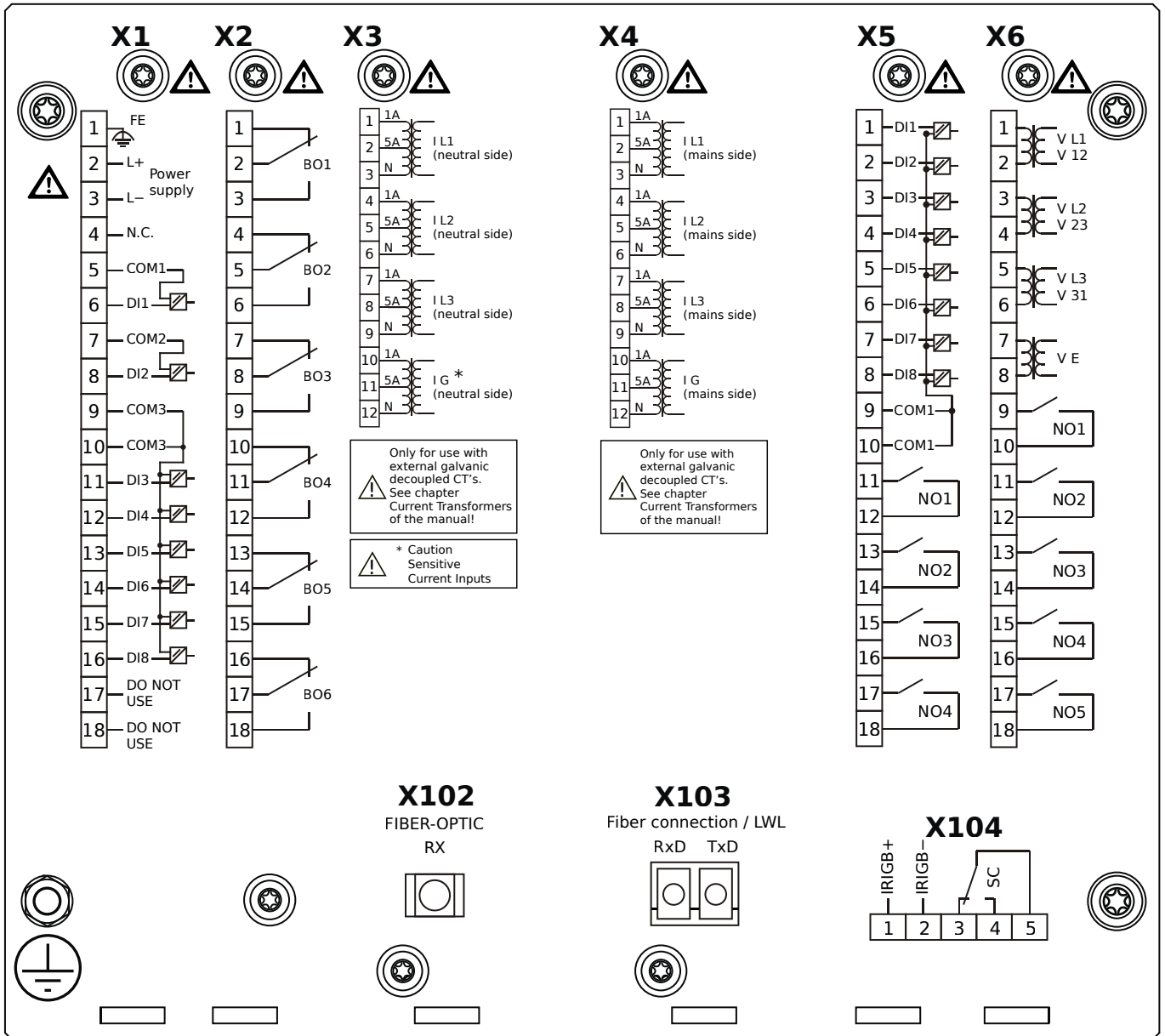


## Housing B2, large display, door mounting

+ Conformal Coating (for installations in harsh environment)

- X1** – DI8-X1: Wide-range power supply unit, incl. 2 non-grouped digital inputs and 6 grouped digital inputs
- X2** – OR6: Assembly Group with 6 Output Relays
- X3** – TIs: Standard phase current measuring card and sensitive ground current measuring (neutral side of the diff. prot.)
- X4** – TI: Standard current measuring card (for the mains side of the differential protection)
- X5** – DI8-OR4: Assembly Group with 8 Digital Inputs and 4 Output Relays
- X6** – TU-OR5: Voltage measuring assembly group with 5 additional Output Relays (normally open)
- X100** – Modbus TCP / DNP3.0 TCP/UDP, Ethernet interface, 100 Mbit/s, RJ45 (BASE100-FX)
- X102** – Universal Resistance-Temperature Detector (URTD) input, Fiber optics interface, Versatile Link
- X103** – IEC 60870-5-103 / Modbus RTU / DNP3.0 RTU, RS485, Terminals
- X104** – IRIG-B00X, incl. System Contact (Supervision Contact)

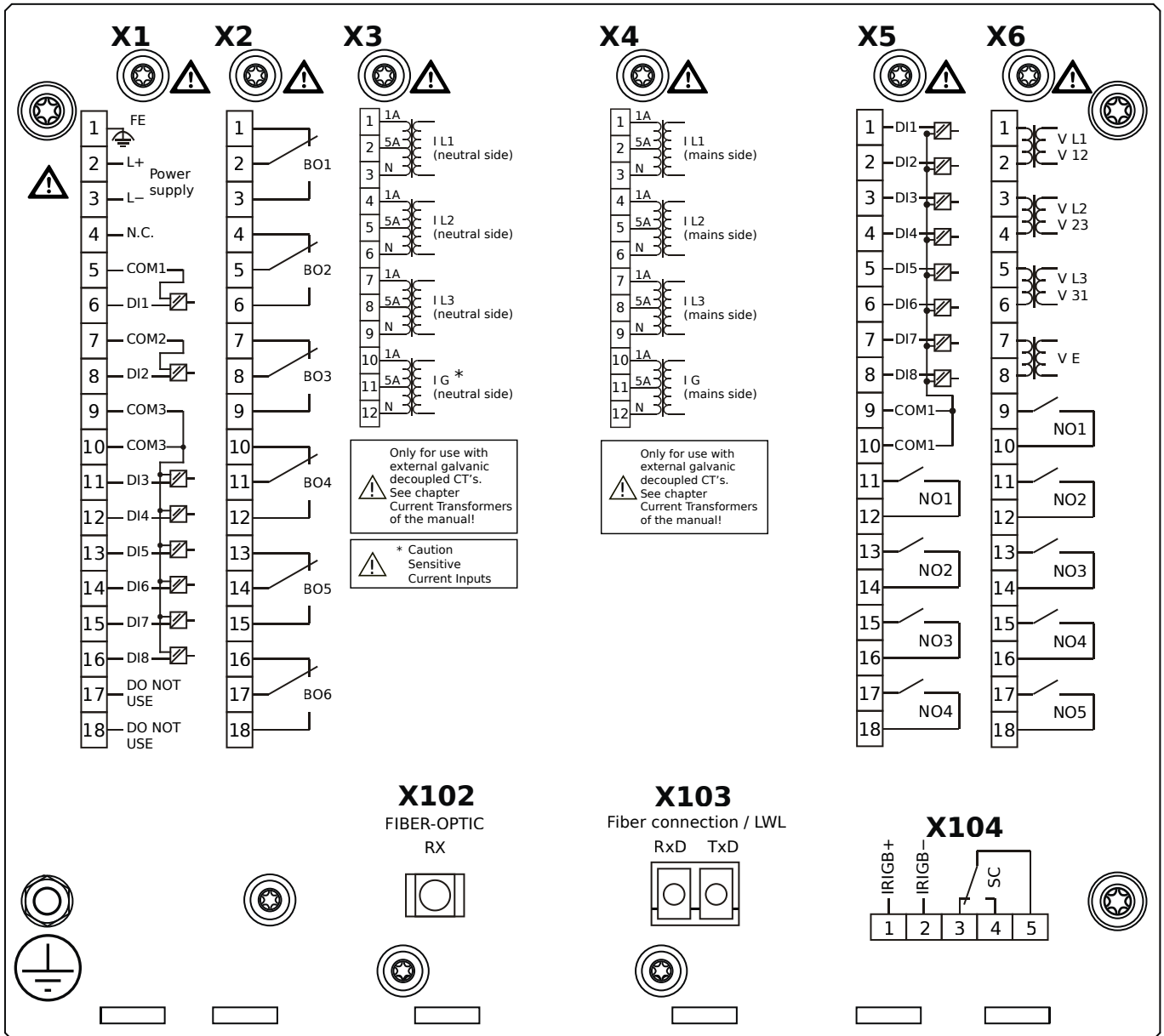
# MCDGV4-2D1AKA



## Housing B2, large display, door mounting

- X1** – DI8-X1: Wide-range power supply unit, incl. 2 non-grouped digital inputs and 6 grouped digital inputs
- X2** – OR6: Assembly Group with 6 Output Relays
- X3** – TIs: Standard phase current measuring card and sensitive ground current measuring (neutral side of the diff. prot.)
- X4** – TI: Standard current measuring card (for the mains side of the differential protection)
- X5** – DI8-OR4: Assembly Group with 8 Digital Inputs and 4 Output Relays
- X6** – TU-OR5: Voltage measuring assembly group with 5 additional Output Relays (normally open)
- X102** – Universal Resistance-Temperature Detector (URTD) input, Fiber optics interface, Versatile Link
- X103** – IEC 61850 / Modbus TCP / DNP3.0 TCP/UDP, Fiber optics interface, LC Connector
- X104** – IRIG-B00X, incl. System Contact (Supervision Contact)

# MCDGV4-2D1AKB

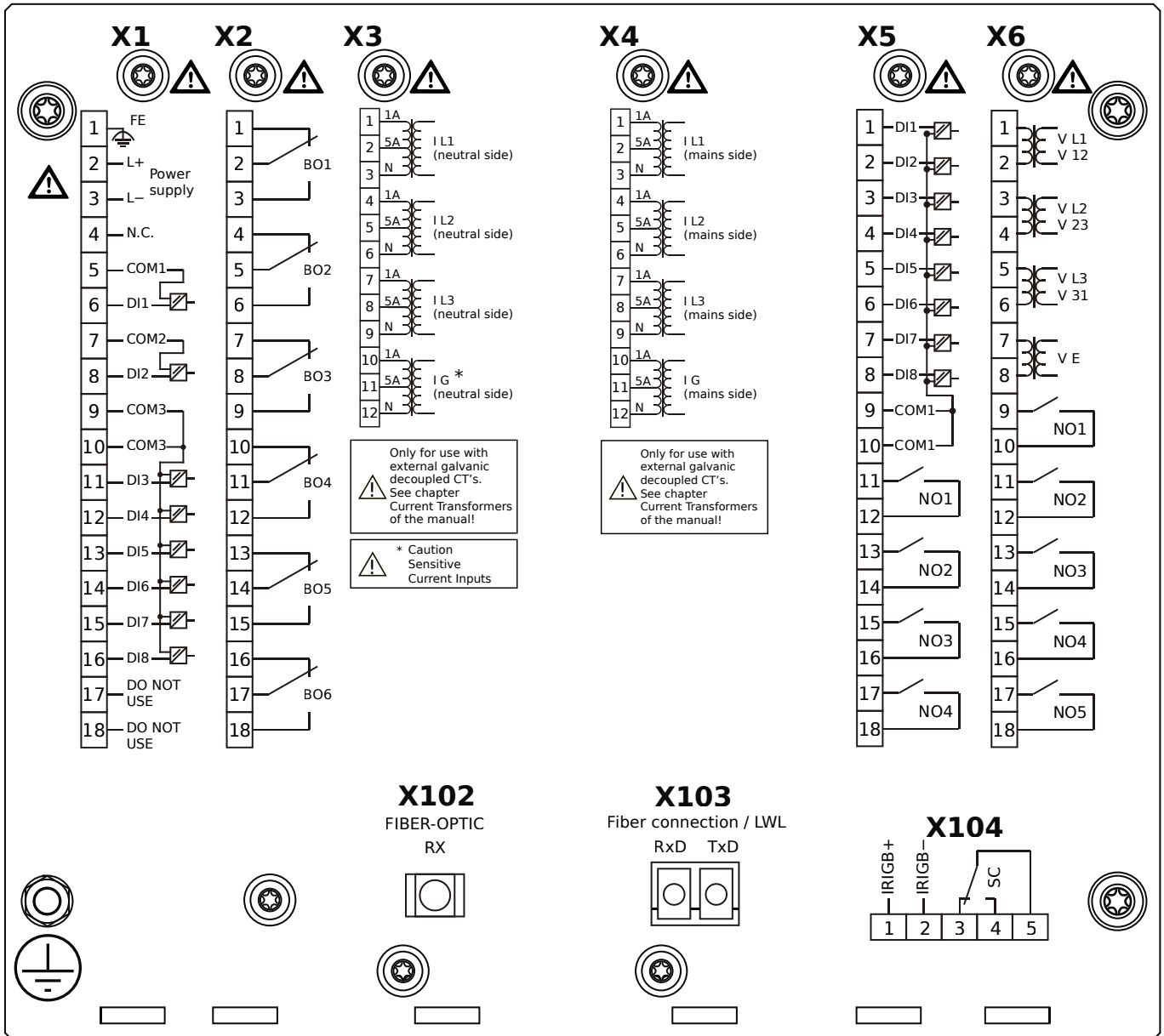


## Housing B2, large display, door mounting

+ Conformal Coating (for installations in harsh environment)

- X1** – DI8-X1: Wide-range power supply unit, incl. 2 non-grouped digital inputs and 6 grouped digital inputs
- X2** – OR6: Assembly Group with 6 Output Relays
- X3** – TIs: Standard phase current measuring card and sensitive ground current measuring (neutral side of the diff. prot.)
- X4** – TI: Standard current measuring card (for the mains side of the differential protection)
- X5** – DI8-OR4: Assembly Group with 8 Digital Inputs and 4 Output Relays
- X6** – TU-OR5: Voltage measuring assembly group with 5 additional Output Relays (normally open)
- X102** – Universal Resistance-Temperature Detector (URTD) input, Fiber optics interface, Versatile Link
- X103** – IEC 61850 / Modbus TCP / DNP3.0 TCP/UDP, Fiber optics interface, LC Connector
- X104** – IRIG-B00X, incl. System Contact (Supervision Contact)

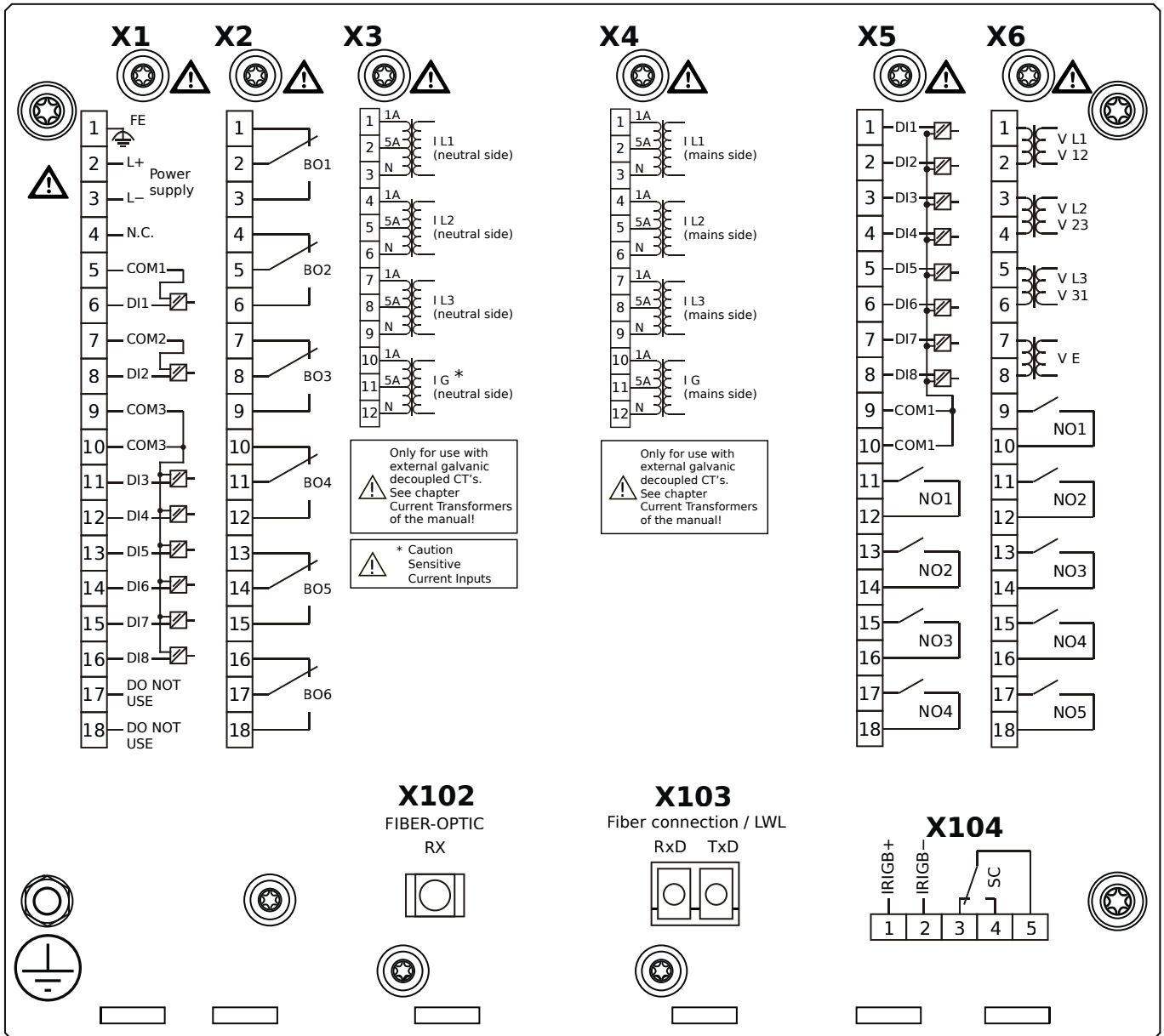
# MCDGV4-2D1ALA



## Housing B2, large display, door mounting

- X1** – DI8-X1: Wide-range power supply unit, incl. 2 non-grouped digital inputs and 6 grouped digital inputs
- X2** – OR6: Assembly Group with 6 Output Relays
- X3** – TIs: Standard phase current measuring card and sensitive ground current measuring (neutral side of the diff. prot.)
- X4** – TI: Standard current measuring card (for the mains side of the differential protection)
- X5** – DI8-OR4: Assembly Group with 8 Digital Inputs and 4 Output Relays
- X6** – TU-OR5: Voltage measuring assembly group with 5 additional Output Relays (normally open)
- X102** – Universal Resistance-Temperature Detector (URTD) input, Fiber optics interface, Versatile Link
- X103** – Modbus TCP / DNP3.0 TCP/UDP, Fiber optics interface, LC Connector
- X104** – IRIG-B00X, incl. System Contact (Supervision Contact)

# MCDGV4-2D1ALB

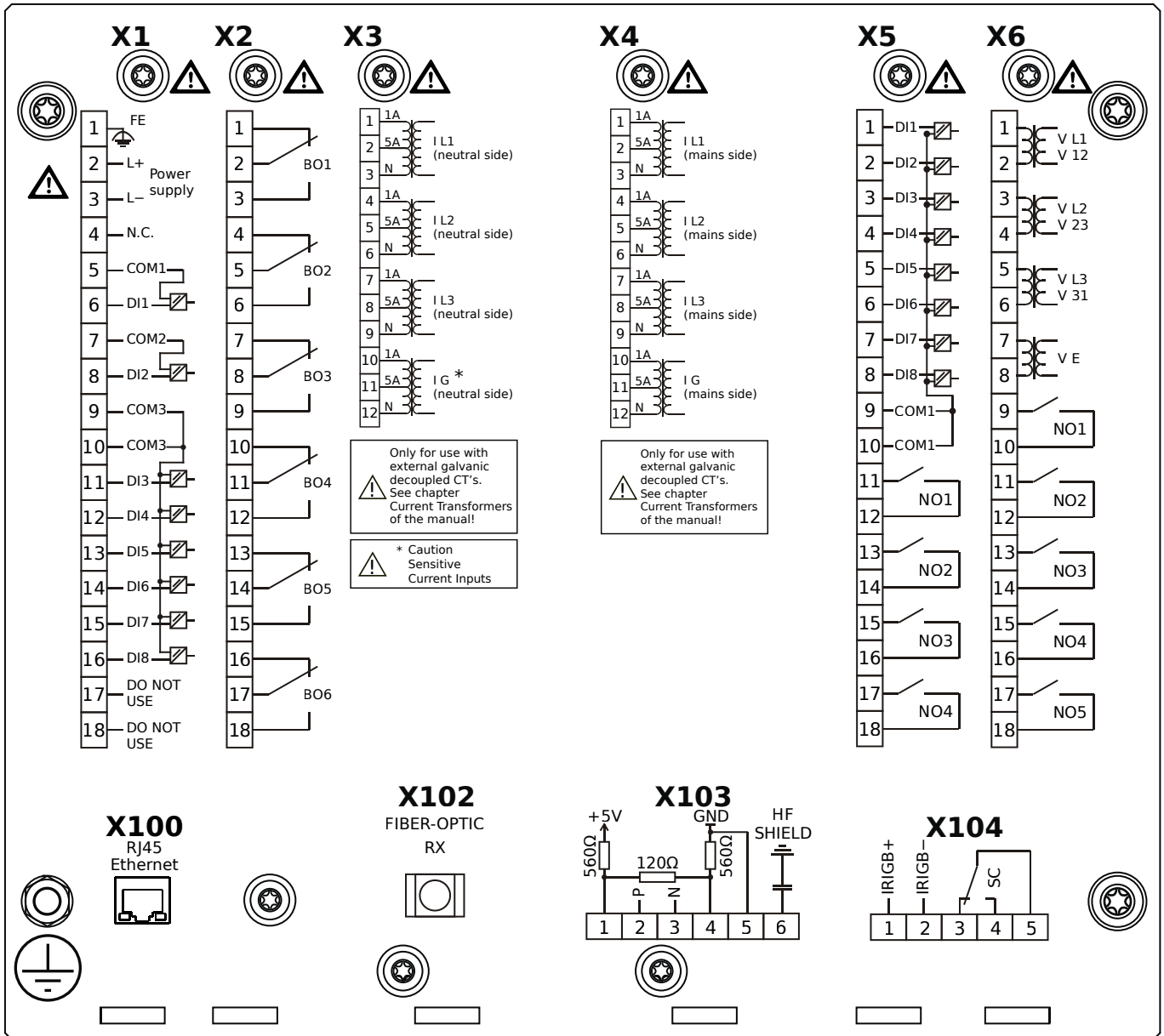


## Housing B2, large display, door mounting

+ Conformal Coating (for installations in harsh environment)

- X1** – DI8-X1: Wide-range power supply unit, incl. 2 non-grouped digital inputs and 6 grouped digital inputs
- X2** – OR6: Assembly Group with 6 Output Relays
- X3** – TIs: Standard phase current measuring card and sensitive ground current measuring (neutral side of the diff. prot.)
- X4** – TI: Standard current measuring card (for the mains side of the differential protection)
- X5** – DI8-OR4: Assembly Group with 8 Digital Inputs and 4 Output Relays
- X6** – TU-OR5: Voltage measuring assembly group with 5 additional Output Relays (normally open)
- X102** – Universal Resistance-Temperature Detector (URTD) input, Fiber optics interface, Versatile Link
- X103** – Modbus TCP / DNP3.0 TCP/UDP, Fiber optics interface, LC Connector
- X104** – IRIG-B00X, incl. System Contact (Supervision Contact)

# MCDGV4-2D1ATA

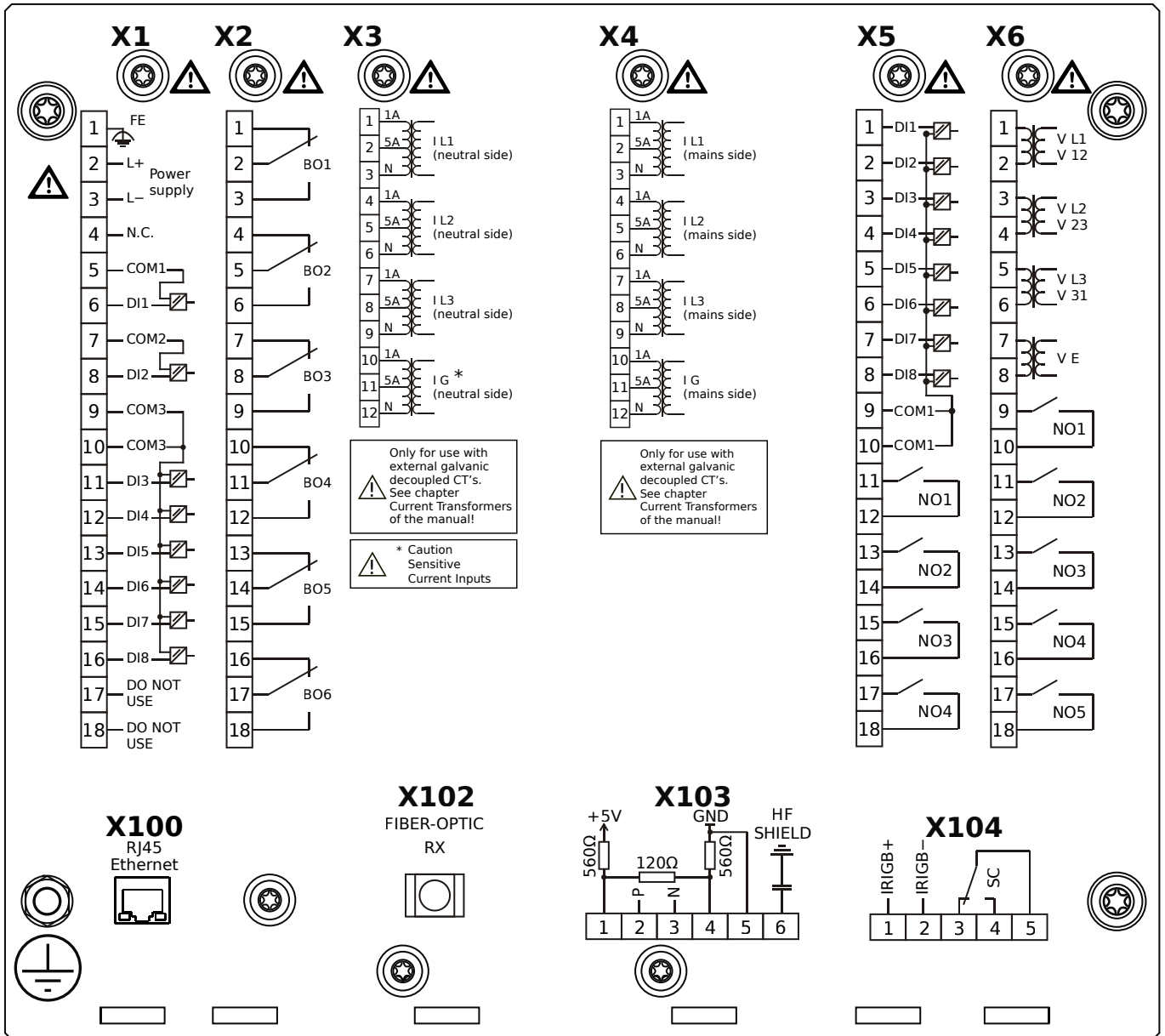


## Housing B2, large display, door mounting

- X1** – DI8-X1: Wide-range power supply unit, incl. 2 non-grouped digital inputs and 6 grouped digital inputs
- X2** – OR6: Assembly Group with 6 Output Relays
- X3** – TIs: Standard phase current measuring card and sensitive ground current measuring (neutral side of the diff. prot.)
- X4** – TI: Standard current measuring card (for the mains side of the differential protection)
- X5** – DI8-OR4: Assembly Group with 8 Digital Inputs and 4 Output Relays
- X6** – TU-OR5: Voltage measuring assembly group with 5 additional Output Relays (normally open)
- X100** – IEC 61850 / Modbus TCP / DNP3.0 TCP/UDP, Ethernet interface, 100 Mbit/s, RJ45 (BASE100-FX)
- X102** – Universal Resistance-Temperature Detector (URTD) input, Fiber optics interface, Versatile Link
- X103** – IEC 60870-5-103 / Modbus RTU / DNP3.0 RTU, RS485, Terminals
- X104** – IRIG-B00X, incl. System Contact (Supervision Contact)



# MCDGV4-2D1ATB

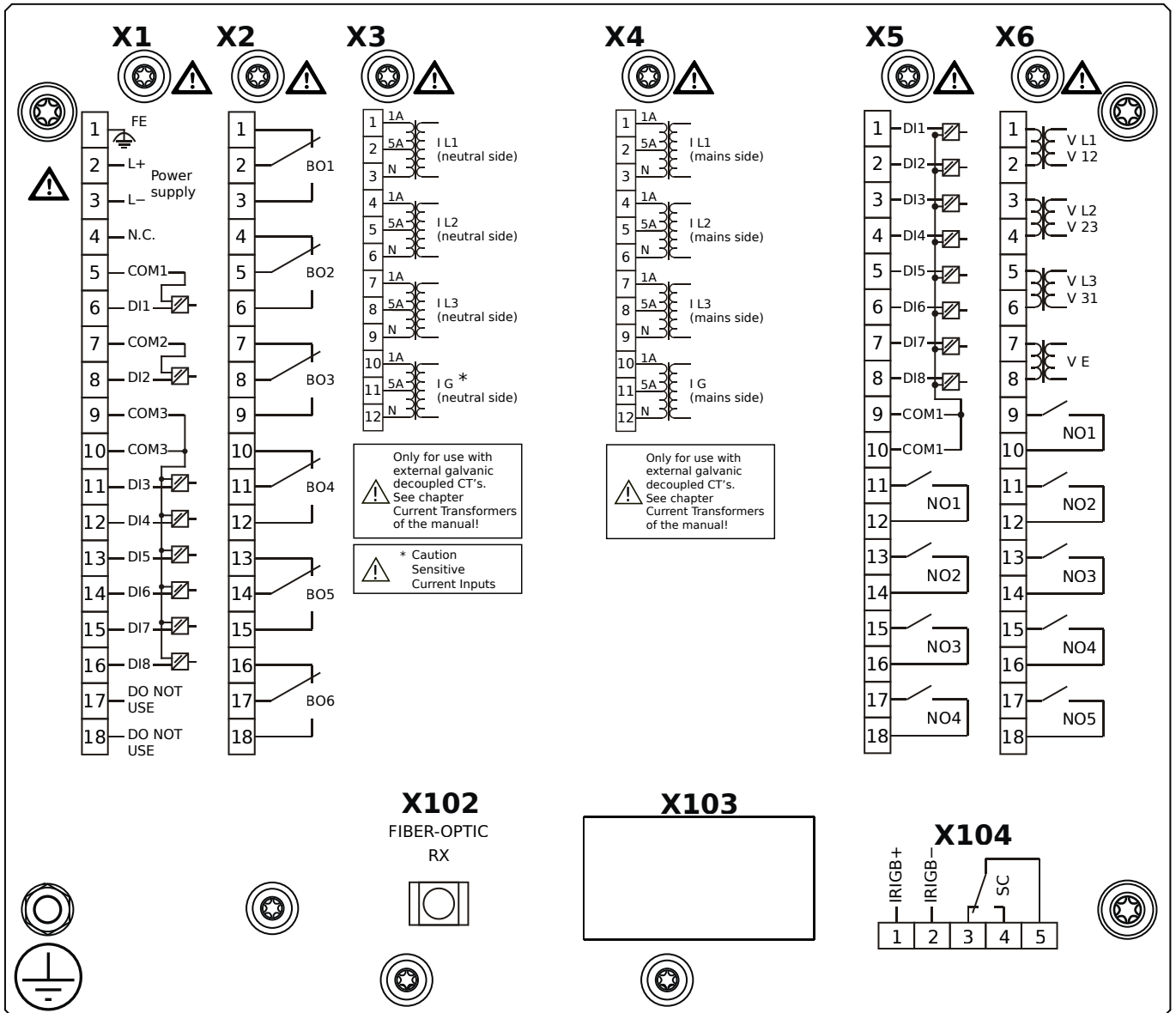


## Housing B2, large display, door mounting

+ Conformal Coating (for installations in harsh environment)

- X1** – DI8-X1: Wide-range power supply unit, incl. 2 non-grouped digital inputs and 6 grouped digital inputs
- X2** – OR6: Assembly Group with 6 Output Relays
- X3** – TIs: Standard phase current measuring card and sensitive ground current measuring (neutral side of the diff. prot.)
- X4** – TI: Standard current measuring card (for the mains side of the differential protection)
- X5** – DI8-OR4: Assembly Group with 8 Digital Inputs and 4 Output Relays
- X6** – TU-OR5: Voltage measuring assembly group with 5 additional Output Relays (normally open)
- X100** – IEC 61850 / Modbus TCP / DNP3.0 TCP/UDP, Ethernet interface, 100 Mbit/s, RJ45 (BASE100-FX)
- X102** – Universal Resistance-Temperature Detector (URTD) input, Fiber optics interface, Versatile Link
- X103** – IEC 60870-5-103 / Modbus RTU / DNP3.0 RTU, RS485, Terminals
- X104** – IRIG-B00X, incl. System Contact (Supervision Contact)

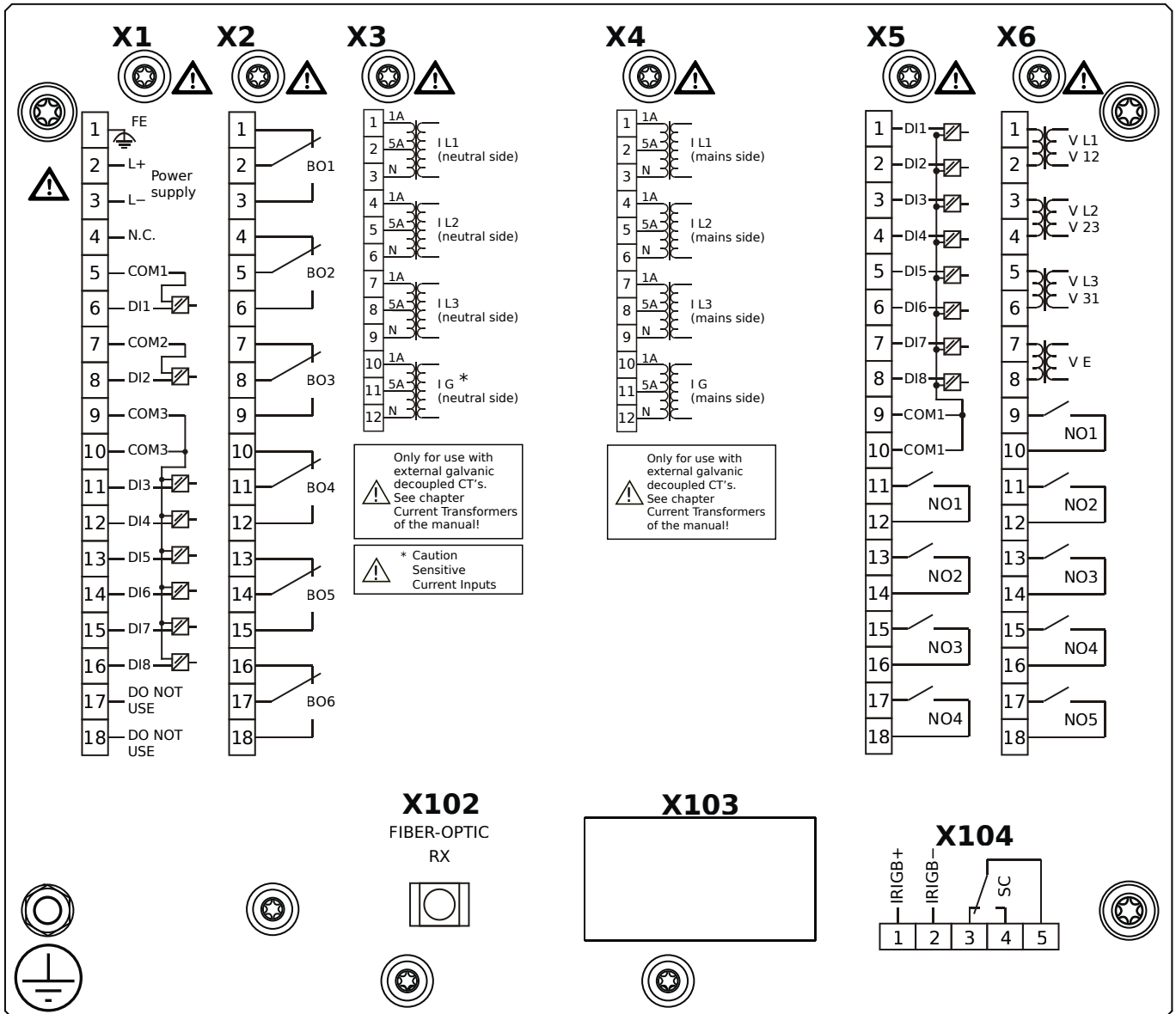
# MCDGV4-2D1BAA



## Housing B2, large display, 19" rack mounting

- X1** – DI8-X1: Wide-range power supply unit, incl. 2 non-grouped digital inputs and 6 grouped digital inputs
- X2** – OR6: Assembly Group with 6 Output Relays
- X3** – TIs: Standard phase current measuring card and sensitive ground current measuring (neutral side of the diff. prot.)
- X4** – TI: Standard current measuring card (for the mains side of the differential protection)
- X5** – DI8-OR4: Assembly Group with 8 Digital Inputs and 4 Output Relays
- X6** – TU-OR5: Voltage measuring assembly group with 5 additional Output Relays (normally open)
- X102** – Universal Resistance-Temperature Detector (URTD) input, Fiber optics interface, Versatile Link
- X104** – IRIG-B00X, incl. System Contact (Supervision Contact)

# MCDGV4-2D1BAB

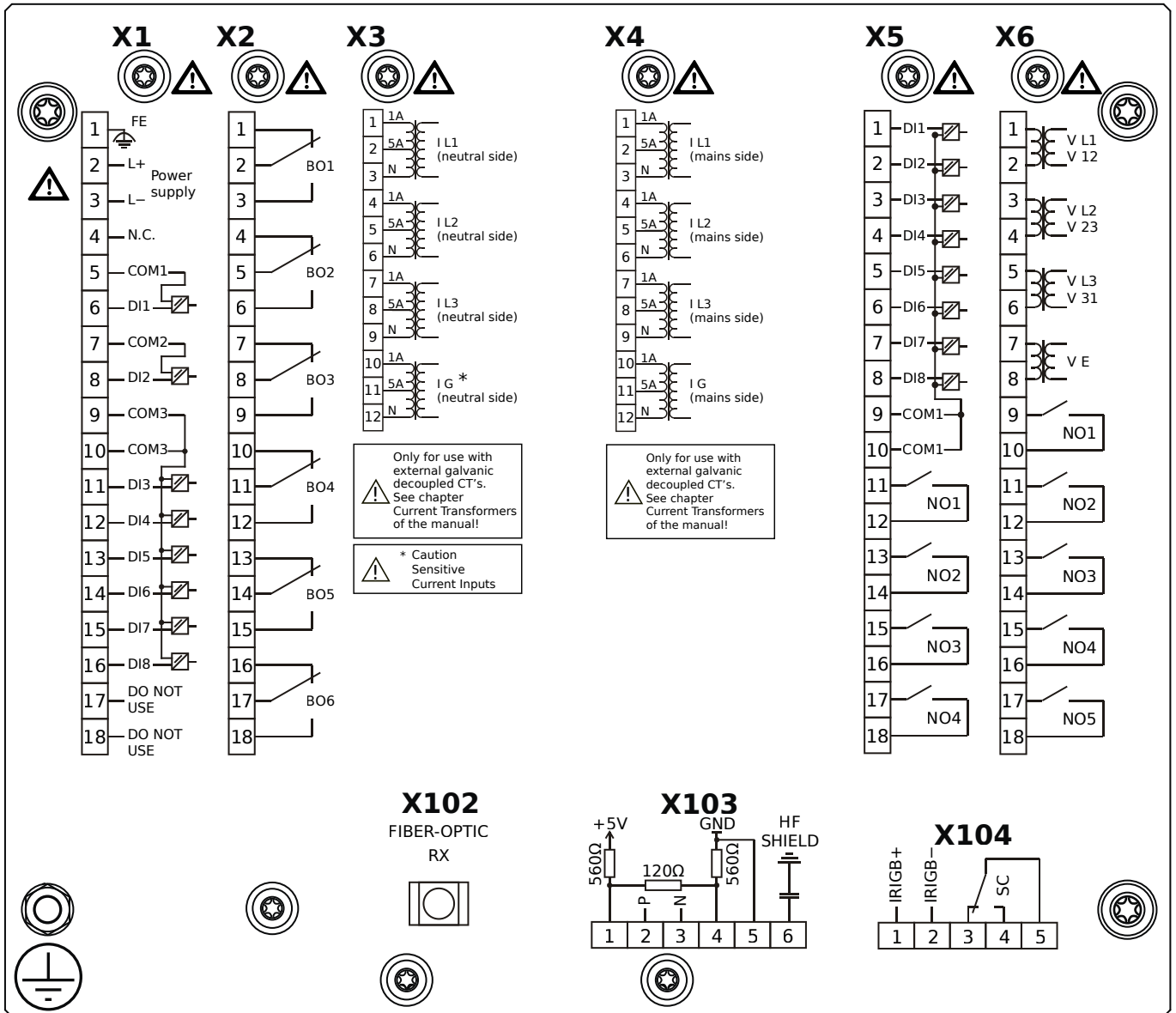


## Housing B2, large display, 19" rack mounting

+ Conformal Coating (for installations in harsh environment)

- X1** – DI8-X1: Wide-range power supply unit, incl. 2 non-grouped digital inputs and 6 grouped digital inputs
- X2** – OR6: Assembly Group with 6 Output Relays
- X3** – TIs: Standard phase current measuring card and sensitive ground current measuring (neutral side of the diff. prot.)
- X4** – TI: Standard current measuring card (for the mains side of the differential protection)
- X5** – DI8-OR4: Assembly Group with 8 Digital Inputs and 4 Output Relays
- X6** – TU-OR5: Voltage measuring assembly group with 5 additional Output Relays (normally open)
- X102** – Universal Resistance-Temperature Detector (URTD) input, Fiber optics interface, Versatile Link
- X104** – IRIG-B00X, incl. System Contact (Supervision Contact)

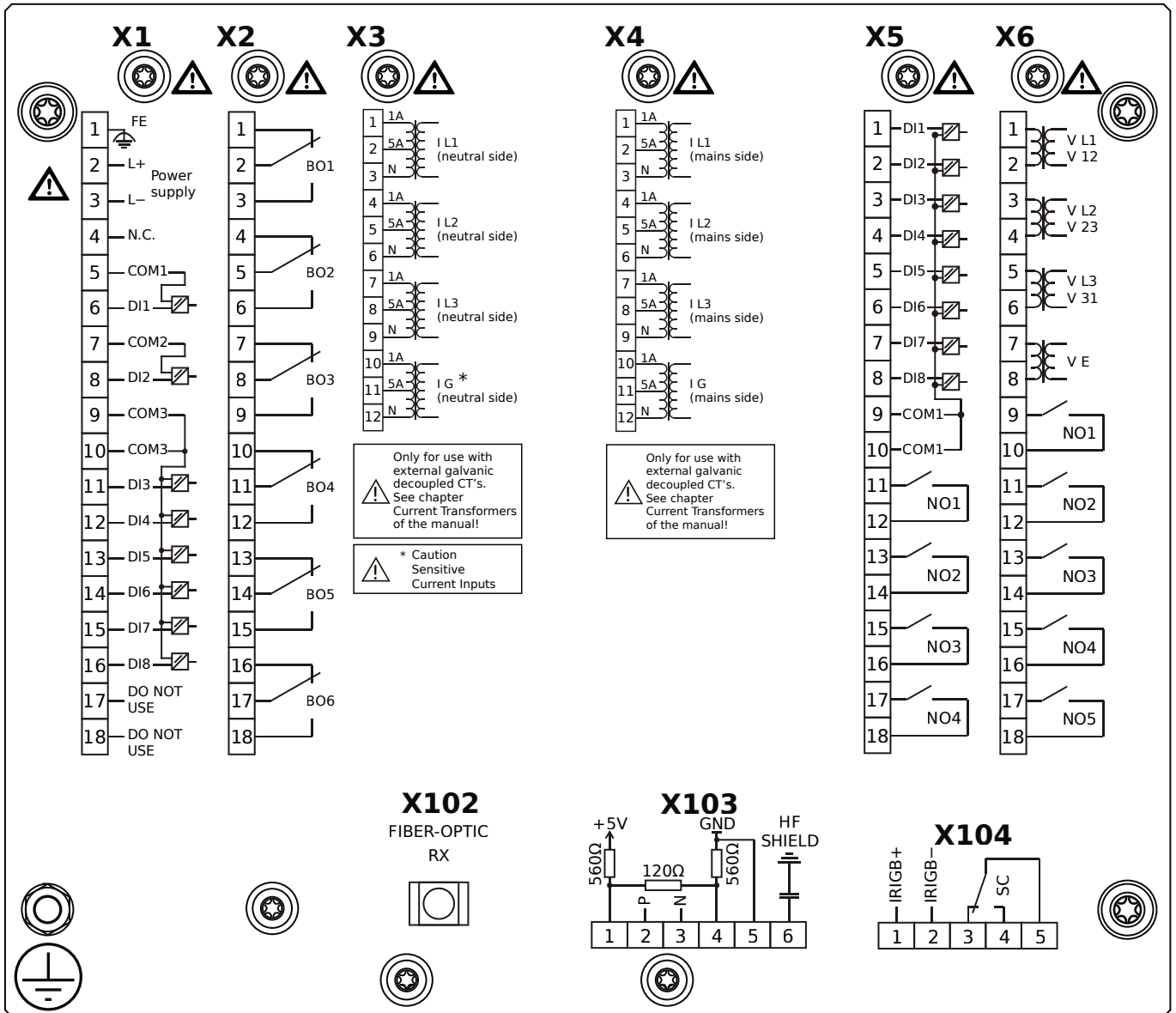
# MCDGV4-2D1BBA



## Housing B2, large display, 19" rack mounting

- X1** – DI8-X1: Wide-range power supply unit, incl. 2 non-grouped digital inputs and 6 grouped digital inputs
- X2** – OR6: Assembly Group with 6 Output Relays
- X3** – TIs: Standard phase current measuring card and sensitive ground current measuring (neutral side of the diff. prot.)
- X4** – TI: Standard current measuring card (for the mains side of the differential protection)
- X5** – DI8-OR4: Assembly Group with 8 Digital Inputs and 4 Output Relays
- X6** – TU-OR5: Voltage measuring assembly group with 5 additional Output Relays (normally open)
- X102** – Universal Resistance-Temperature Detector (URTD) input, Fiber optics interface, Versatile Link
- X103** – Modbus RTU / IEC 60870-5-103 / DNP3.0 RTU, RS485, Terminals
- X104** – IRIG-B00X, incl. System Contact (Supervision Contact)

# MCDGV4-2D1BBB

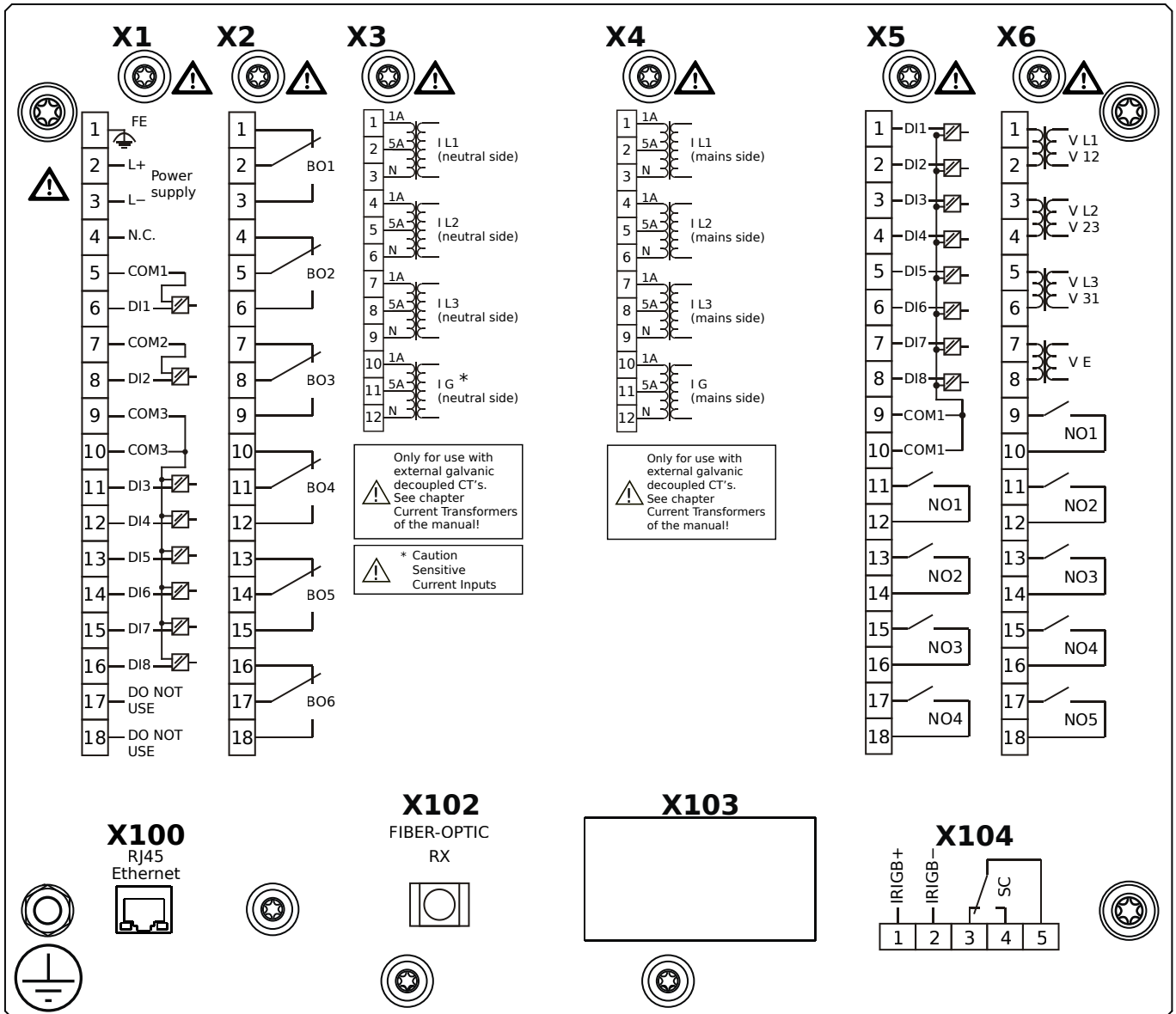


## Housing B2, large display, 19" rack mounting

+ Conformal Coating (for installations in harsh environment)

- X1** – DI8-X1: Wide-range power supply unit, incl. 2 non-grouped digital inputs and 6 grouped digital inputs
- X2** – OR6: Assembly Group with 6 Output Relays
- X3** – TIs: Standard phase current measuring card and sensitive ground current measuring (neutral side of the diff. prot.)
- X4** – TI: Standard current measuring card (for the mains side of the differential protection)
- X5** – DI8-OR4: Assembly Group with 8 Digital Inputs and 4 Output Relays
- X6** – TU-OR5: Voltage measuring assembly group with 5 additional Output Relays (normally open)
- X102** – Universal Resistance-Temperature Detector (URTD) input, Fiber optics interface, Versatile Link
- X103** – Modbus RTU / IEC 60870-5-103 / DNP3.0 RTU, RS485, Terminals
- X104** – IRIG-B00X, incl. System Contact (Supervision Contact)

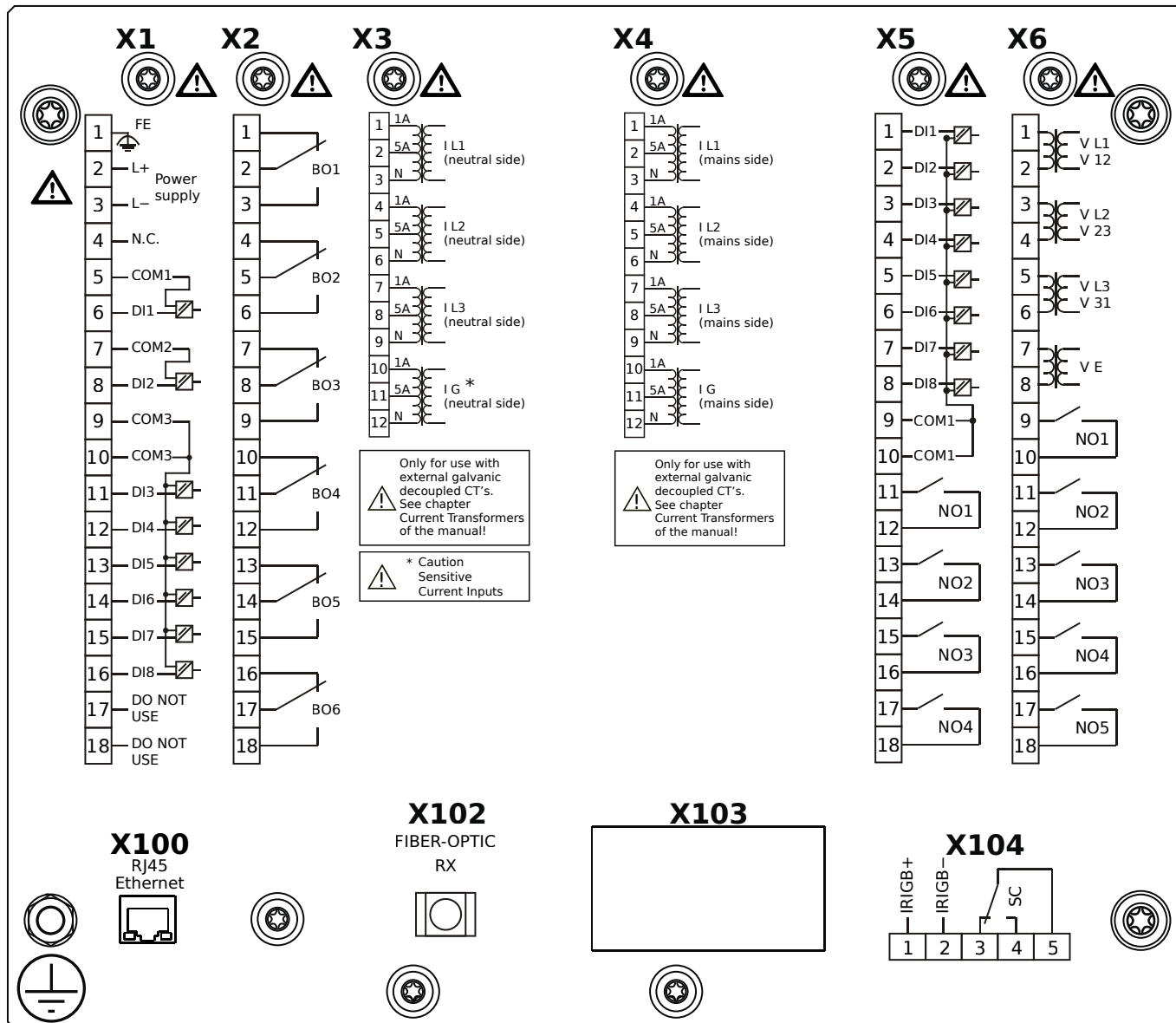
# MCDGV4-2D1BCA



## Housing B2, large display, 19" rack mounting

- X1** – DI8-X1: Wide-range power supply unit, incl. 2 non-grouped digital inputs and 6 grouped digital inputs
- X2** – OR6: Assembly Group with 6 Output Relays
- X3** – TIs: Standard phase current measuring card and sensitive ground current measuring (neutral side of the diff. prot.)
- X4** – TI: Standard current measuring card (for the mains side of the differential protection)
- X5** – DI8-OR4: Assembly Group with 8 Digital Inputs and 4 Output Relays
- X6** – TU-OR5: Voltage measuring assembly group with 5 additional Output Relays (normally open)
- X100** – Modbus TCP / DNP3.0 TCP/UDP, Ethernet interface, 100 Mbit/s, RJ45 (BASE100-FX)
- X102** – Universal Resistance-Temperature Detector (URTD) input, Fiber optics interface, Versatile Link
- X104** – IRIG-B00X, incl. System Contact (Supervision Contact)

# MCDGV4-2D1BCB

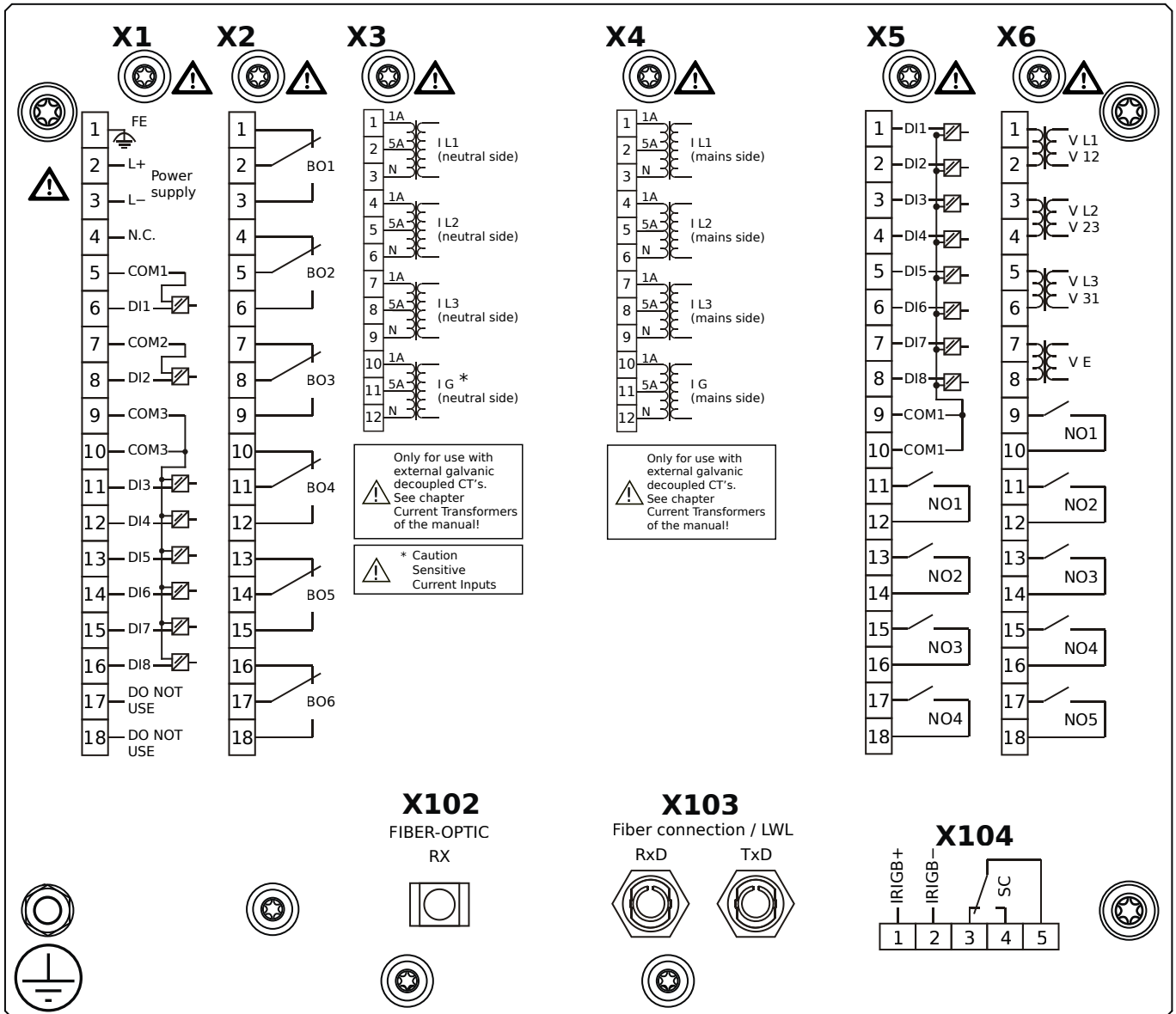


## Housing B2, large display, 19" rack mounting

+ Conformal Coating (for installations in harsh environment)

- X1** – DI8-X1: Wide-range power supply unit, incl. 2 non-grouped digital inputs and 6 grouped digital inputs
- X2** – OR6: Assembly Group with 6 Output Relays
- X3** – TIs: Standard phase current measuring card and sensitive ground current measuring (neutral side of the diff. prot.)
- X4** – TI: Standard current measuring card (for the mains side of the differential protection)
- X5** – DI8-OR4: Assembly Group with 8 Digital Inputs and 4 Output Relays
- X6** – TU-OR5: Voltage measuring assembly group with 5 additional Output Relays (normally open)
- X100** – Modbus TCP / DNP3.0 TCP/UDP, Ethernet interface, 100 Mbit/s, RJ45 (BASE100-FX)
- X102** – Universal Resistance-Temperature Detector (URTD) input, Fiber optics interface, Versatile Link
- X104** – IRIG-B00X, incl. System Contact (Supervision Contact)

# MCDGV4-2D1BDA

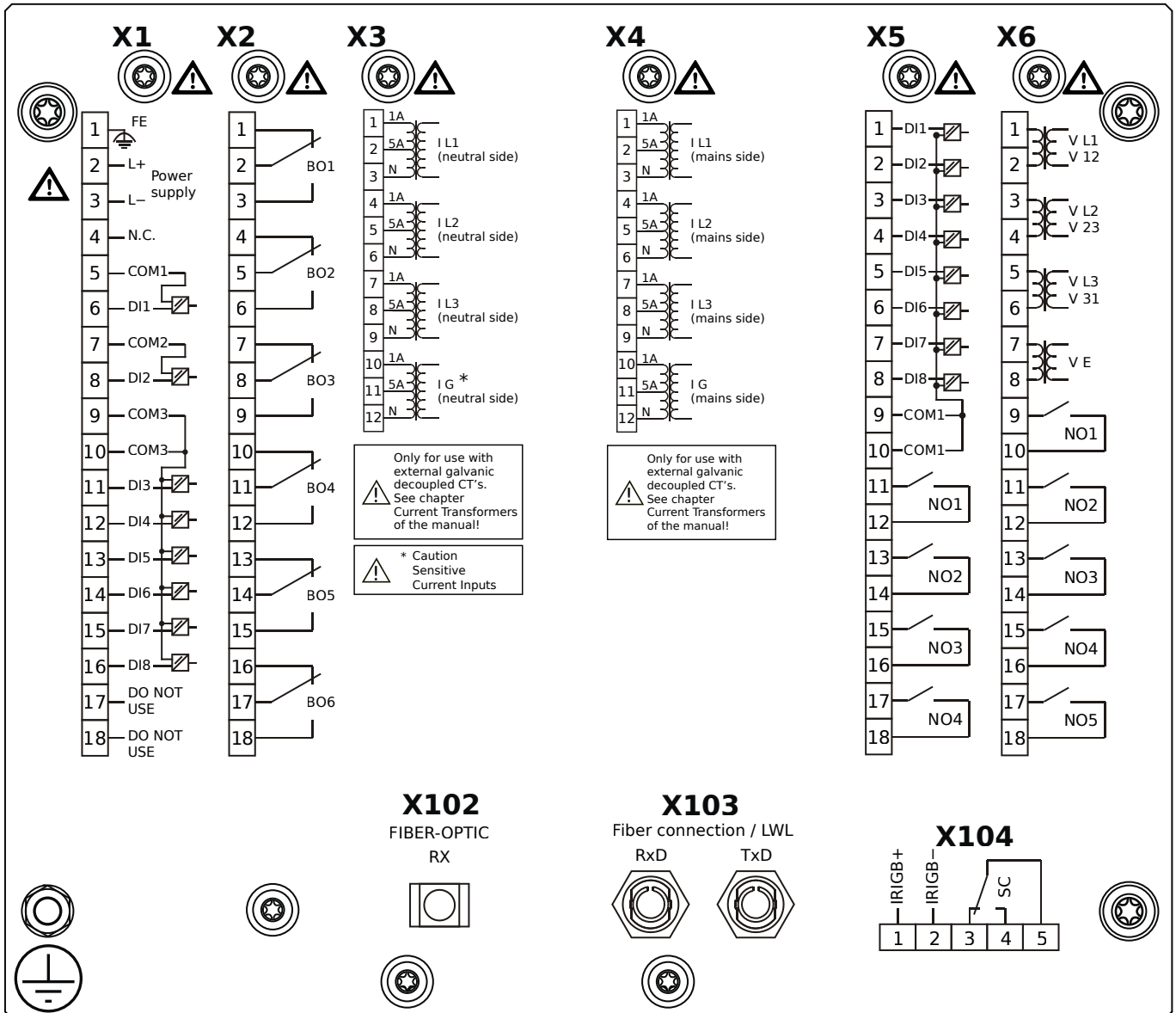


## Housing B2, large display, 19" rack mounting

- X1** – DI8-X1: Wide-range power supply unit, incl. 2 non-grouped digital inputs and 6 grouped digital inputs
- X2** – OR6: Assembly Group with 6 Output Relays
- X3** – TIs: Standard phase current measuring card and sensitive ground current measuring (neutral side of the diff. prot.)
- X4** – TI: Standard current measuring card (for the mains side of the differential protection)
- X5** – DI8-OR4: Assembly Group with 8 Digital Inputs and 4 Output Relays
- X6** – TU-OR5: Voltage measuring assembly group with 5 additional Output Relays (normally open)
- X102** – Universal Resistance-Temperature Detector (URTD) input, Fiber optics interface, Versatile Link
- X103** – Profibus-DP, Fiber optics interface, ST Connector
- X104** – IRIG-B00X, incl. System Contact (Supervision Contact)



# MCDGV4-2D1BDB

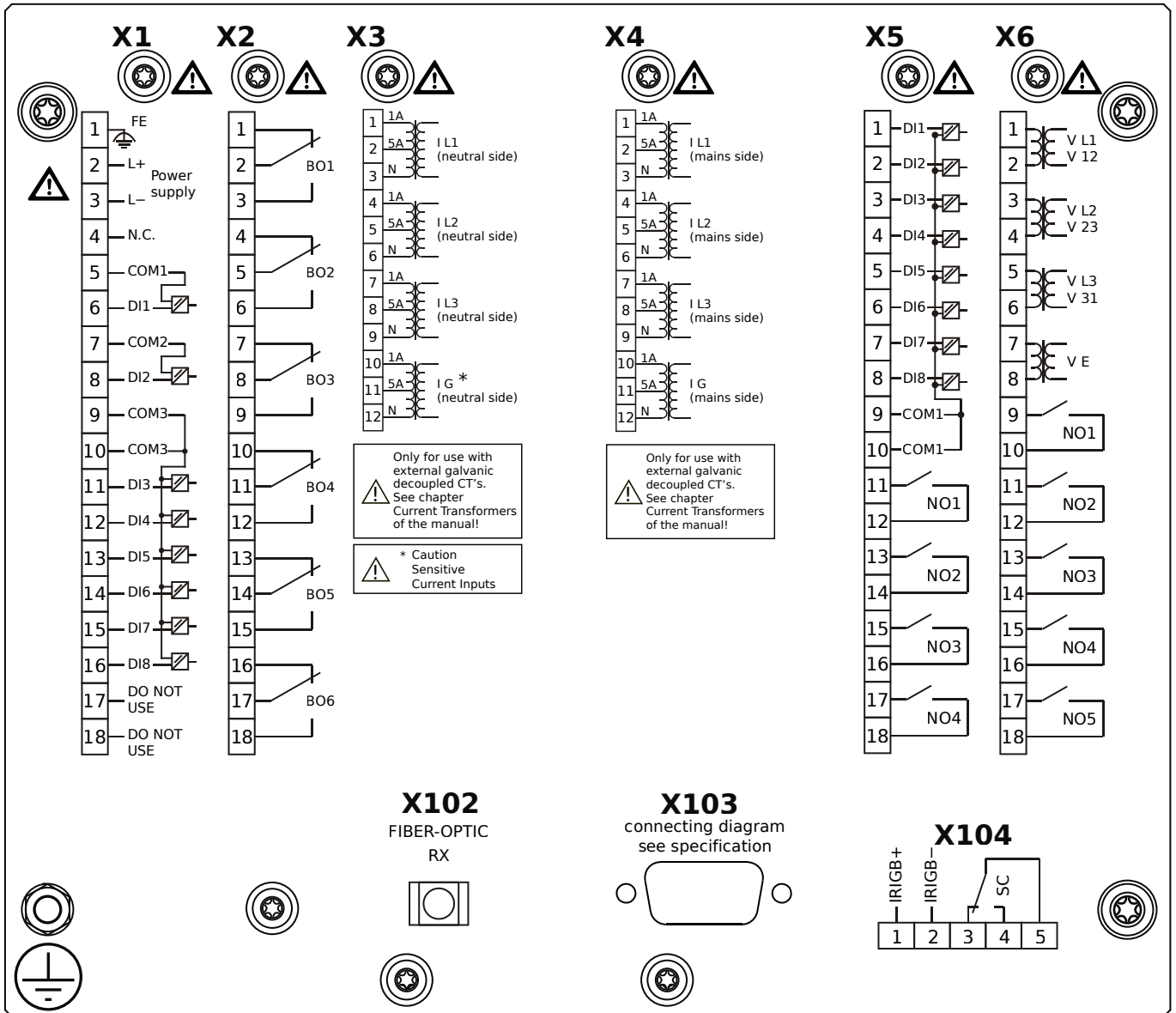


## Housing B2, large display, 19" rack mounting

+ Conformal Coating (for installations in harsh environment)

- X1** – DI8-X1: Wide-range power supply unit, incl. 2 non-grouped digital inputs and 6 grouped digital inputs
- X2** – OR6: Assembly Group with 6 Output Relays
- X3** – TIs: Standard phase current measuring card and sensitive ground current measuring (neutral side of the diff. prot.)
- X4** – TI: Standard current measuring card (for the mains side of the differential protection)
- X5** – DI8-OR4: Assembly Group with 8 Digital Inputs and 4 Output Relays
- X6** – TU-OR5: Voltage measuring assembly group with 5 additional Output Relays (normally open)
- X102** – Universal Resistance-Temperature Detector (URTD) input, Fiber optics interface, Versatile Link
- X103** – Profibus-DP, Fiber optics interface, ST Connector
- X104** – IRIG-B00X, incl. System Contact (Supervision Contact)

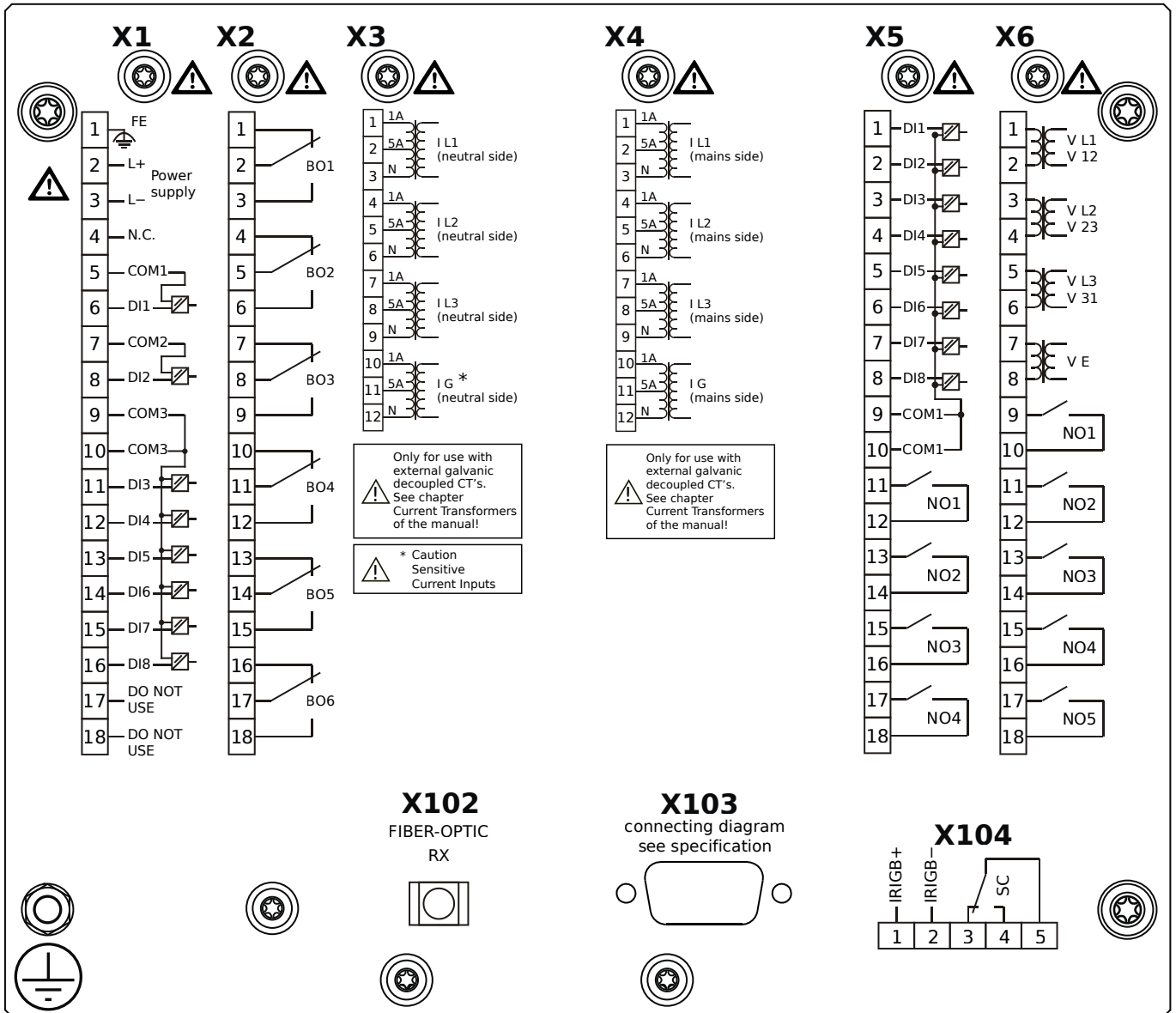
# MCDGV4-2D1BEA



## Housing B2, large display, 19" rack mounting

- X1** – DI8-X1: Wide-range power supply unit, incl. 2 non-grouped digital inputs and 6 grouped digital inputs
- X2** – OR6: Assembly Group with 6 Output Relays
- X3** – TIs: Standard phase current measuring card and sensitive ground current measuring (neutral side of the diff. prot.)
- X4** – TI: Standard current measuring card (for the mains side of the differential protection)
- X5** – DI8-OR4: Assembly Group with 8 Digital Inputs and 4 Output Relays
- X6** – TU-OR5: Voltage measuring assembly group with 5 additional Output Relays (normally open)
- X102** – Universal Resistance-Temperature Detector (URTD) input, Fiber optics interface, Versatile Link
- X103** – Profibus-DP, RS485, D-SUB
- X104** – IRIG-B00X, incl. System Contact (Supervision Contact)

# MCDGV4-2D1BEB



## Housing B2, large display, 19" rack mounting

+ Conformal Coating (for installations in harsh environment)

**X1** – DI8-X1: Wide-range power supply unit, incl. 2 non-grouped digital inputs and 6 grouped digital inputs

**X2** – OR6: Assembly Group with 6 Output Relays

**X3** – TIs: Standard phase current measuring card and sensitive ground current measuring (neutral side of the diff. prot.)

**X4** – TI: Standard current measuring card (for the mains side of the differential protection)

**X5** – DI8-OR4: Assembly Group with 8 Digital Inputs and 4 Output Relays

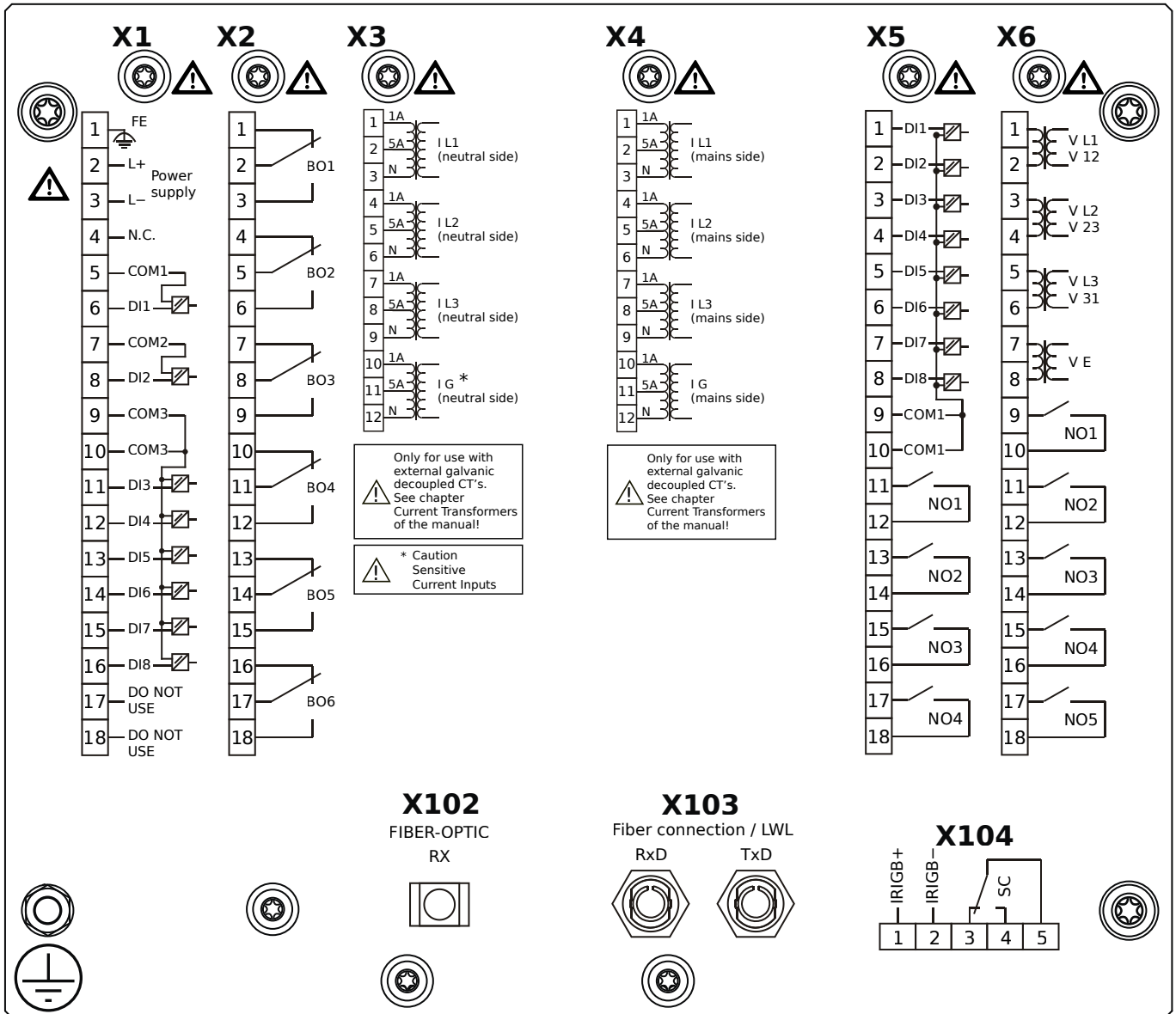
**X6** – TU-OR5: Voltage measuring assembly group with 5 additional Output Relays (normally open)

**X102** – Universal Resistance-Temperature Detector (URTD) input, Fiber optics interface, Versatile Link

**X103** – Profibus-DP, RS485, D-SUB

**X104** – IRIG-B00X, incl. System Contact (Supervision Contact)

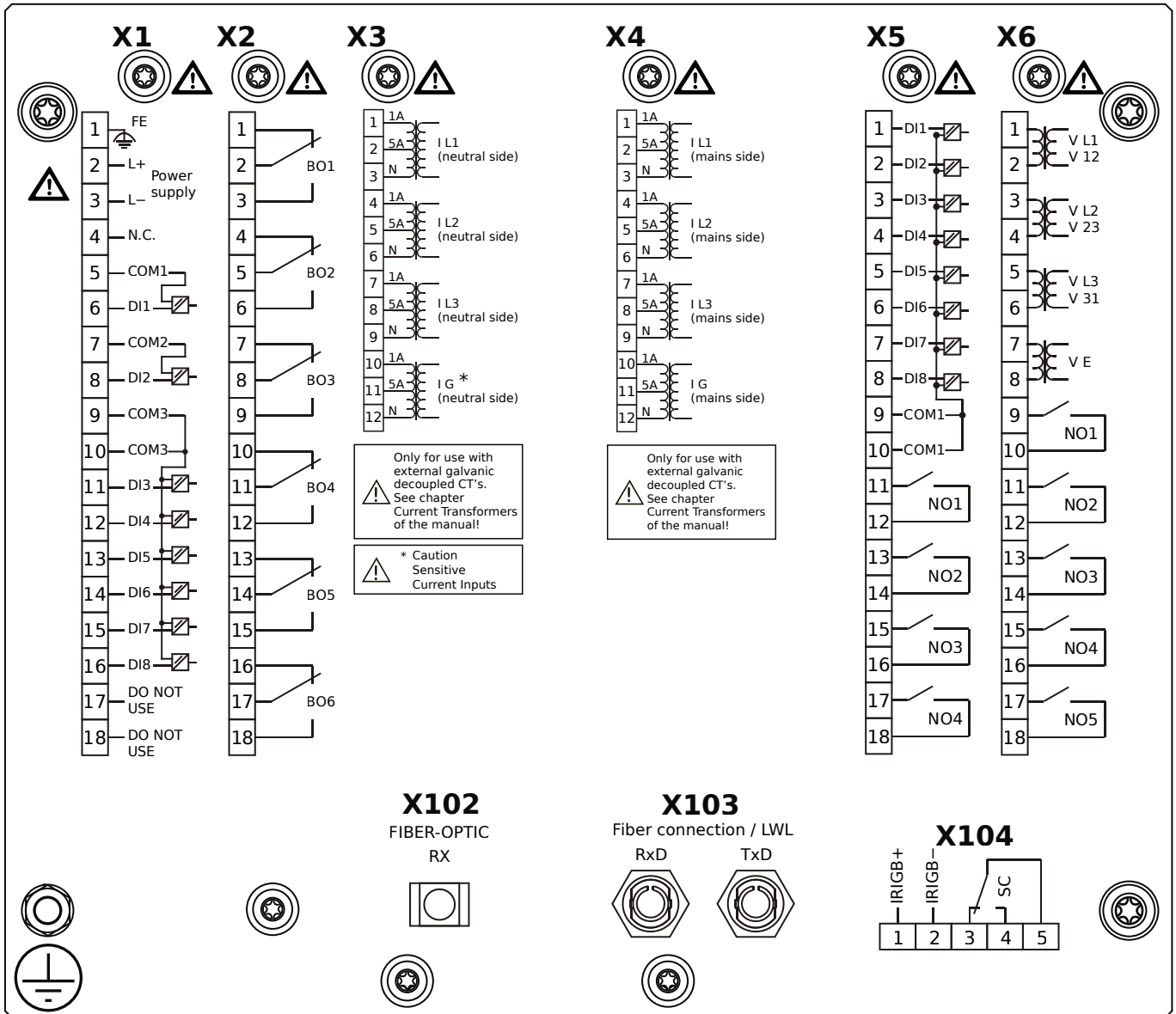
# MCDGV4-2D1BFA



## Housing B2, large display, 19" rack mounting

- X1** – DI8-X1: Wide-range power supply unit, incl. 2 non-grouped digital inputs and 6 grouped digital inputs
- X2** – OR6: Assembly Group with 6 Output Relays
- X3** – TIs: Standard phase current measuring card and sensitive ground current measuring (neutral side of the diff. prot.)
- X4** – TI: Standard current measuring card (for the mains side of the differential protection)
- X5** – DI8-OR4: Assembly Group with 8 Digital Inputs and 4 Output Relays
- X6** – TU-OR5: Voltage measuring assembly group with 5 additional Output Relays (normally open)
- X102** – Universal Resistance-Temperature Detector (URTD) input, Fiber optics interface, Versatile Link
- X103** – Modbus RTU / IEC 60870-5-103 / DNP3.0 RTU, Fiber optics interface, ST Connector
- X104** – IRIG-B00X, incl. System Contact (Supervision Contact)

# MCDGV4-2D1BFB



## Housing B2, large display, 19" rack mounting

+ Conformal Coating (for installations in harsh environment)

**X1** – DI8-X1: Wide-range power supply unit, incl. 2 non-grouped digital inputs and 6 grouped digital inputs

**X2** – OR6: Assembly Group with 6 Output Relays

**X3** – TIs: Standard phase current measuring card and sensitive ground current measuring (neutral side of the diff. prot.)

**X4** – TI: Standard current measuring card (for the mains side of the differential protection)

**X5** – DI8-OR4: Assembly Group with 8 Digital Inputs and 4 Output Relays

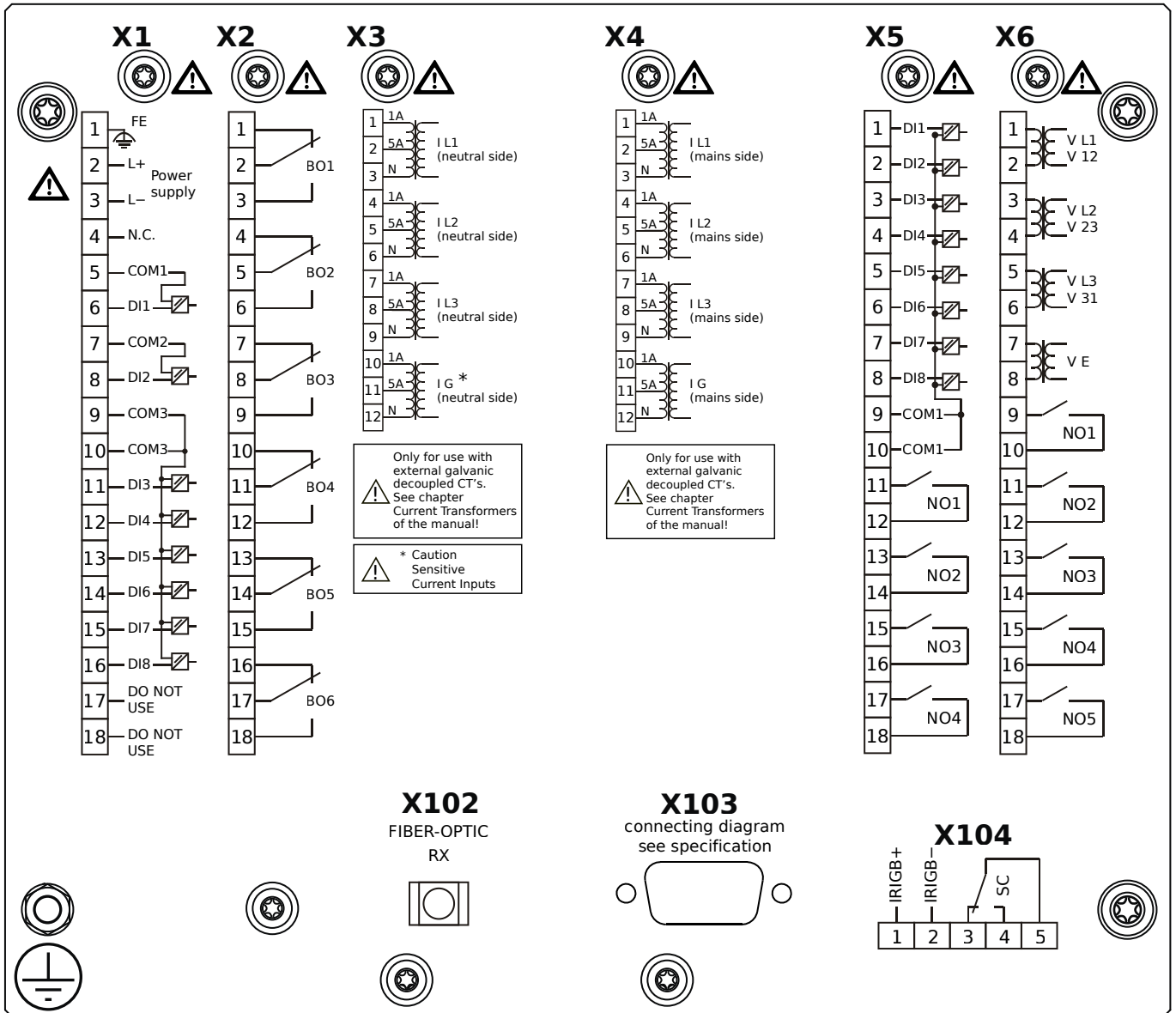
**X6** – TU-OR5: Voltage measuring assembly group with 5 additional Output Relays (normally open)

**X102** – Universal Resistance-Temperature Detector (URTD) input, Fiber optics interface, Versatile Link

**X103** – Modbus RTU / IEC 60870-5-103 / DNP3.0 RTU, Fiber optics interface, ST Connector

**X104** – IRIG-B00X, incl. System Contact (Supervision Contact)

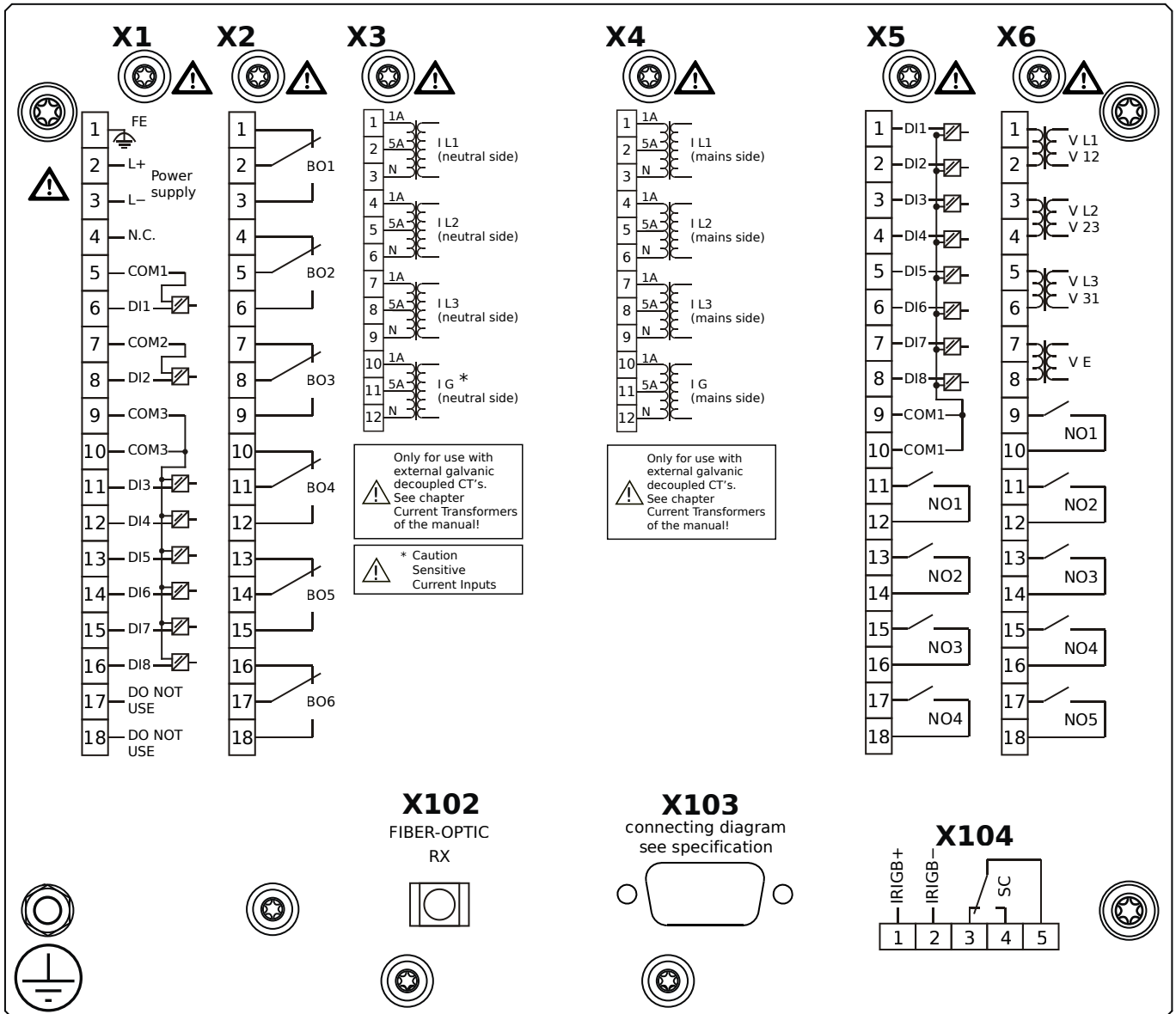
# MCDGV4-2D1BGA



## Housing B2, large display, 19" rack mounting

- X1** – DI8-X1: Wide-range power supply unit, incl. 2 non-grouped digital inputs and 6 grouped digital inputs
- X2** – OR6: Assembly Group with 6 Output Relays
- X3** – TIs: Standard phase current measuring card and sensitive ground current measuring (neutral side of the diff. prot.)
- X4** – TI: Standard current measuring card (for the mains side of the differential protection)
- X5** – DI8-OR4: Assembly Group with 8 Digital Inputs and 4 Output Relays
- X6** – TU-OR5: Voltage measuring assembly group with 5 additional Output Relays (normally open)
- X102** – Universal Resistance-Temperature Detector (URTD) input, Fiber optics interface, Versatile Link
- X103** – Modbus RTU / IEC 60870-5-103 / DNP3.0 RTU, RS485, D-SUB
- X104** – IRIG-B00X, incl. System Contact (Supervision Contact)

# MCDGV4-2D1BGB

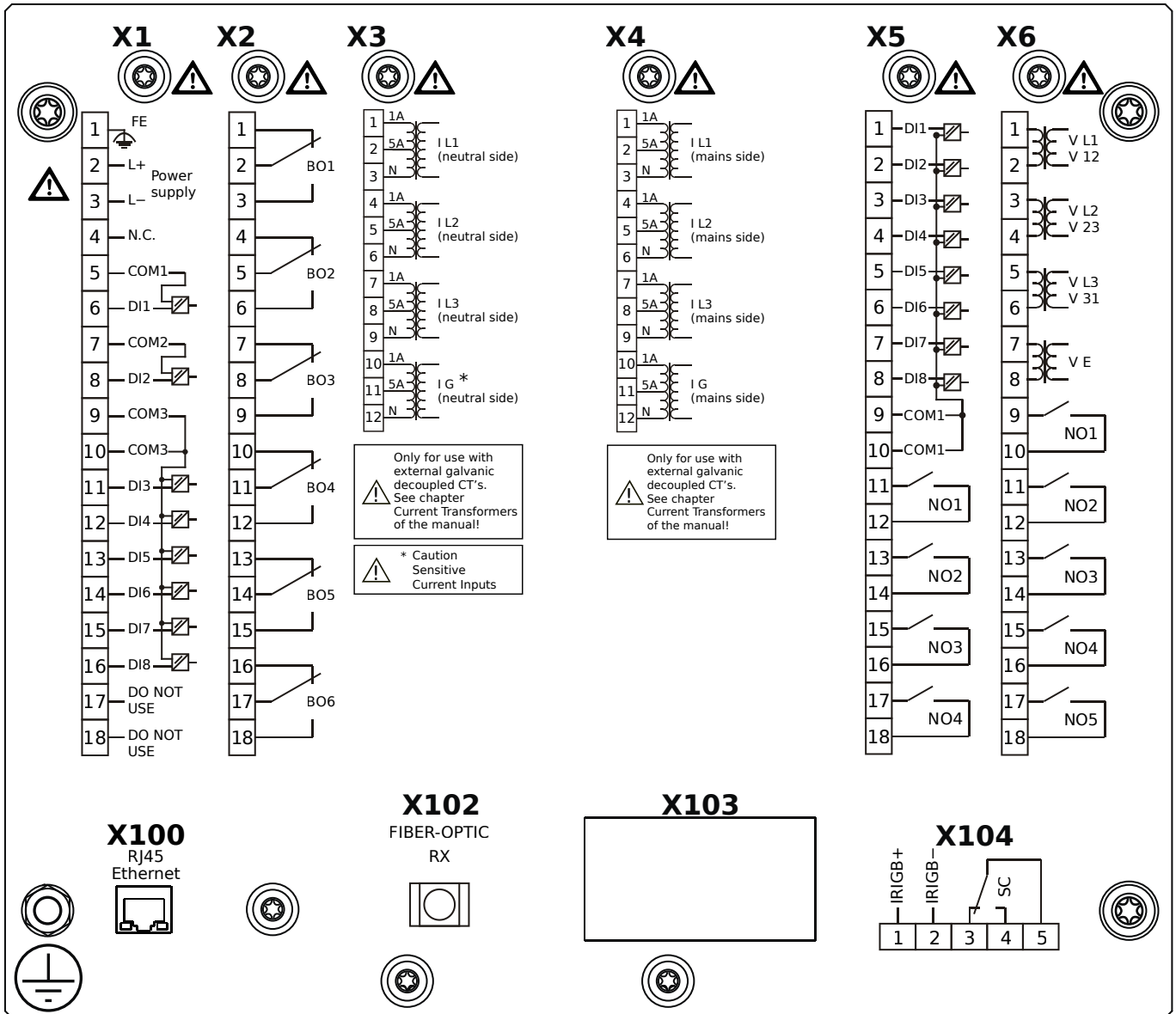


## Housing B2, large display, 19" rack mounting

+ Conformal Coating (for installations in harsh environment)

- X1** – DI8-X1: Wide-range power supply unit, incl. 2 non-grouped digital inputs and 6 grouped digital inputs
- X2** – OR6: Assembly Group with 6 Output Relays
- X3** – TIs: Standard phase current measuring card and sensitive ground current measuring (neutral side of the diff. prot.)
- X4** – TI: Standard current measuring card (for the mains side of the differential protection)
- X5** – DI8-OR4: Assembly Group with 8 Digital Inputs and 4 Output Relays
- X6** – TU-OR5: Voltage measuring assembly group with 5 additional Output Relays (normally open)
- X102** – Universal Resistance-Temperature Detector (URTD) input, Fiber optics interface, Versatile Link
- X103** – Modbus RTU / IEC 60870-5-103 / DNP3.0 RTU, RS485, D-SUB
- X104** – IRIG-B00X, incl. System Contact (Supervision Contact)

# MCDGV4-2D1BHA

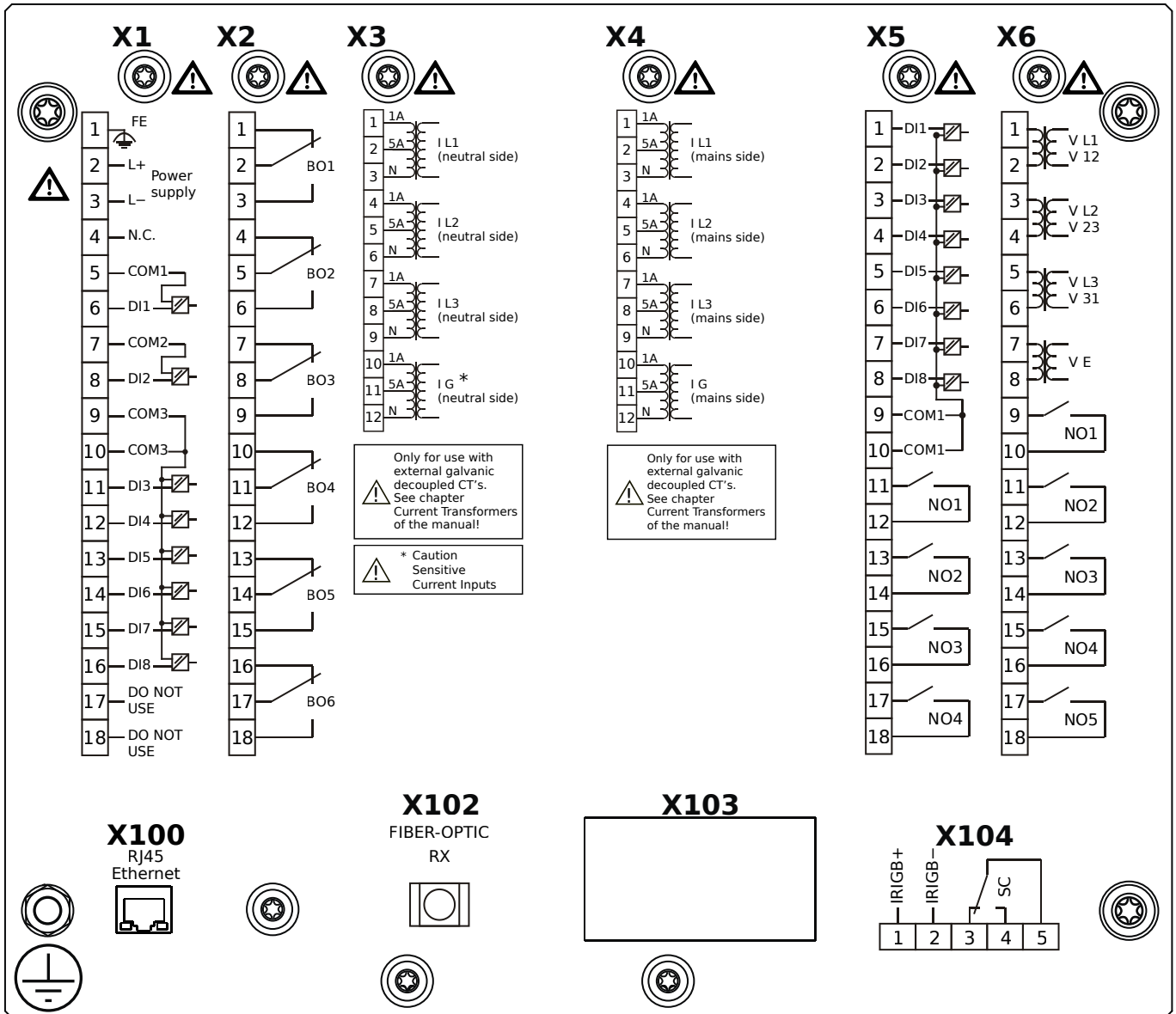


## Housing B2, large display, 19" rack mounting

- X1** – DI8-X1: Wide-range power supply unit, incl. 2 non-grouped digital inputs and 6 grouped digital inputs
- X2** – OR6: Assembly Group with 6 Output Relays
- X3** – TIs: Standard phase current measuring card and sensitive ground current measuring (neutral side of the diff. prot.)
- X4** – TI: Standard current measuring card (for the mains side of the differential protection)
- X5** – DI8-OR4: Assembly Group with 8 Digital Inputs and 4 Output Relays
- X6** – TU-OR5: Voltage measuring assembly group with 5 additional Output Relays (normally open)
- X100** – IEC 61850 / Modbus TCP / DNP3.0 TCP/UDP, Ethernet interface, 100 Mbit/s, RJ45 (BASE100-FX)
- X102** – Universal Resistance-Temperature Detector (URTD) input, Fiber optics interface, Versatile Link
- X104** – IRIG-B00X, incl. System Contact (Supervision Contact)



# MCDGV4-2D1BHB

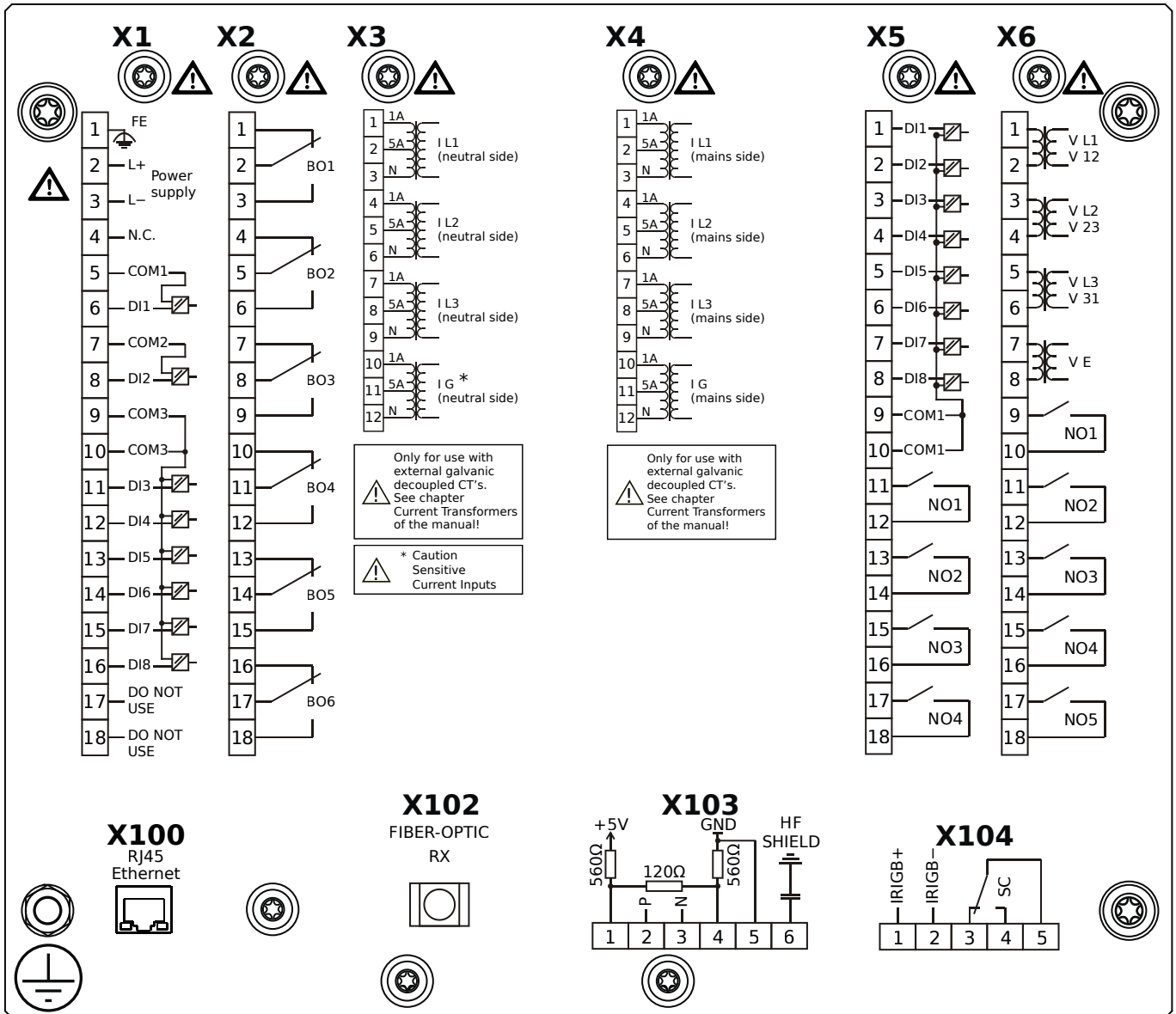


## Housing B2, large display, 19" rack mounting

+ Conformal Coating (for installations in harsh environment)

- X1** – DI8-X1: Wide-range power supply unit, incl. 2 non-grouped digital inputs and 6 grouped digital inputs
- X2** – OR6: Assembly Group with 6 Output Relays
- X3** – TIs: Standard phase current measuring card and sensitive ground current measuring (neutral side of the diff. prot.)
- X4** – TI: Standard current measuring card (for the mains side of the differential protection)
- X5** – DI8-OR4: Assembly Group with 8 Digital Inputs and 4 Output Relays
- X6** – TU-OR5: Voltage measuring assembly group with 5 additional Output Relays (normally open)
- X100** – IEC 61850 / Modbus TCP / DNP3.0 TCP/UDP, Ethernet interface, 100 Mbit/s, RJ45 (BASE100-FX)
- X102** – Universal Resistance-Temperature Detector (URTD) input, Fiber optics interface, Versatile Link
- X104** – IRIG-B00X, incl. System Contact (Supervision Contact)

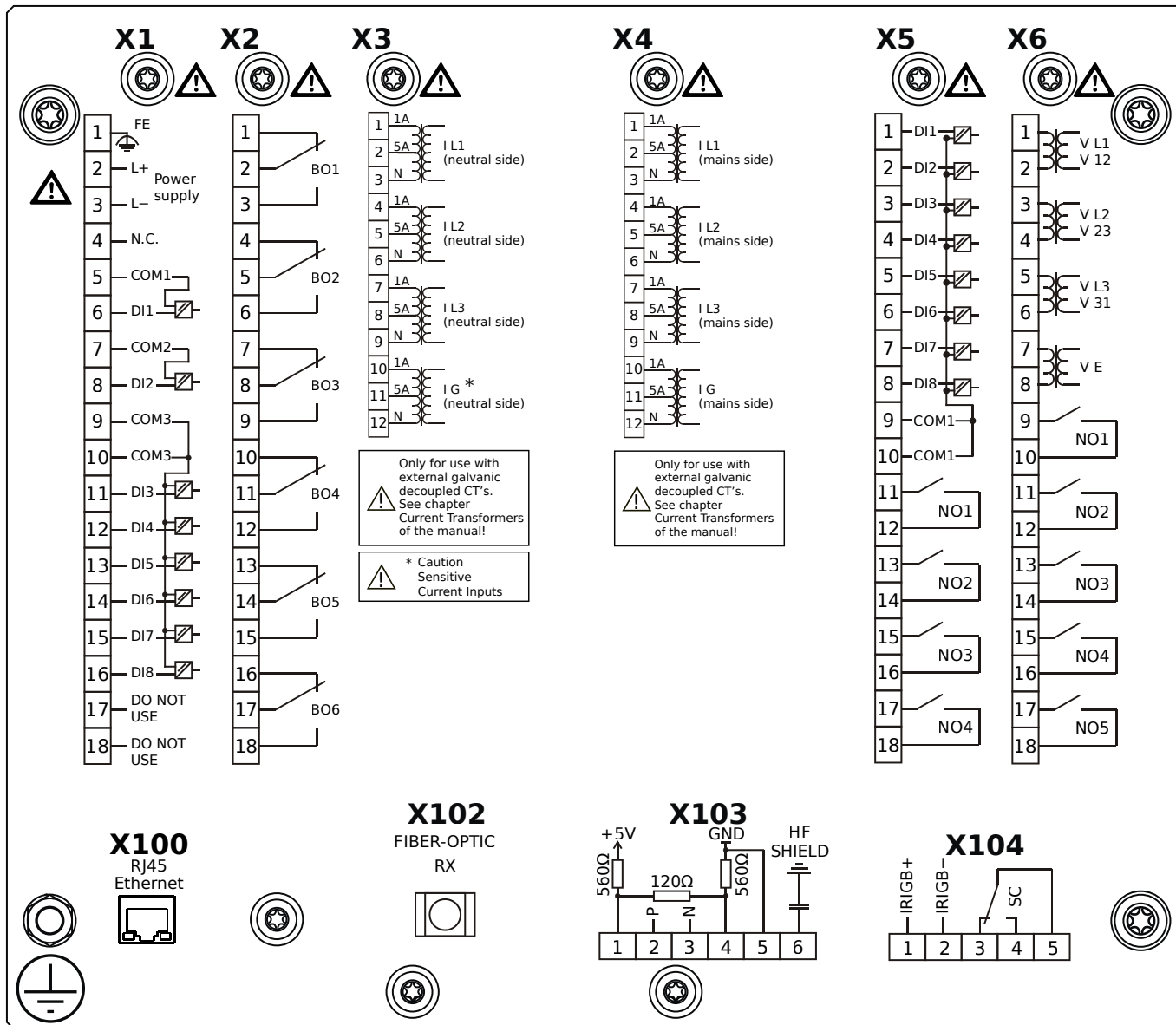
# MCDGV4-2D1BIA



## Housing B2, large display, 19" rack mounting

- X1** – DI8-X1: Wide-range power supply unit, incl. 2 non-grouped digital inputs and 6 grouped digital inputs
- X2** – OR6: Assembly Group with 6 Output Relays
- X3** – TIs: Standard phase current measuring card and sensitive ground current measuring (neutral side of the diff. prot.)
- X4** – TI: Standard current measuring card (for the mains side of the differential protection)
- X5** – DI8-OR4: Assembly Group with 8 Digital Inputs and 4 Output Relays
- X6** – TU-OR5: Voltage measuring assembly group with 5 additional Output Relays (normally open)
- X100** – Modbus TCP / DNP3.0 TCP/UDP, Ethernet interface, 100 Mbit/s, RJ45 (BASE100-FX)
- X102** – Universal Resistance-Temperature Detector (URTD) input, Fiber optics interface, Versatile Link
- X103** – IEC 60870-5-103 / Modbus RTU / DNP3.0 RTU, RS485, Terminals
- X104** – I RIG-B00X, incl. System Contact (Supervision Contact)

# MCDGV4-2D1BIB

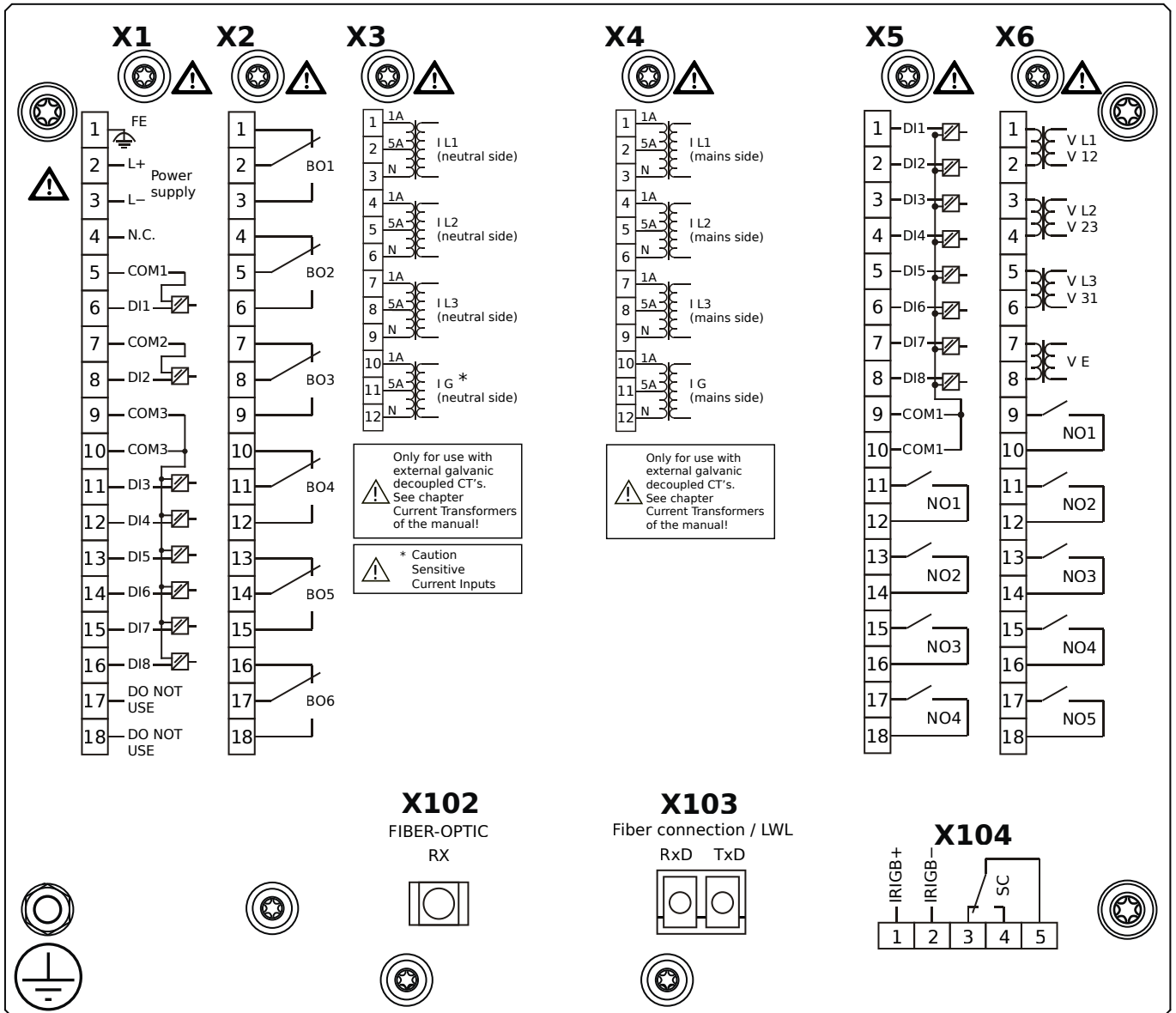


## Housing B2, large display, 19" rack mounting

+ Conformal Coating (for installations in harsh environment)

- X1** – DI8-X1: Wide-range power supply unit, incl. 2 non-grouped digital inputs and 6 grouped digital inputs
- X2** – OR6: Assembly Group with 6 Output Relays
- X3** – TIs: Standard phase current measuring card and sensitive ground current measuring (neutral side of the diff. prot.)
- X4** – TI: Standard current measuring card (for the mains side of the differential protection)
- X5** – DI8-OR4: Assembly Group with 8 Digital Inputs and 4 Output Relays
- X6** – TU-OR5: Voltage measuring assembly group with 5 additional Output Relays (normally open)
- X100** – Modbus TCP / DNP3.0 TCP/UDP, Ethernet interface, 100 Mbit/s, RJ45 (BASE100-FX)
- X102** – Universal Resistance-Temperature Detector (URTD) input, Fiber optics interface, Versatile Link
- X103** – IEC 60870-5-103 / Modbus RTU / DNP3.0 RTU, RS485, Terminals
- X104** – IRIG-B00X, incl. System Contact (Supervision Contact)

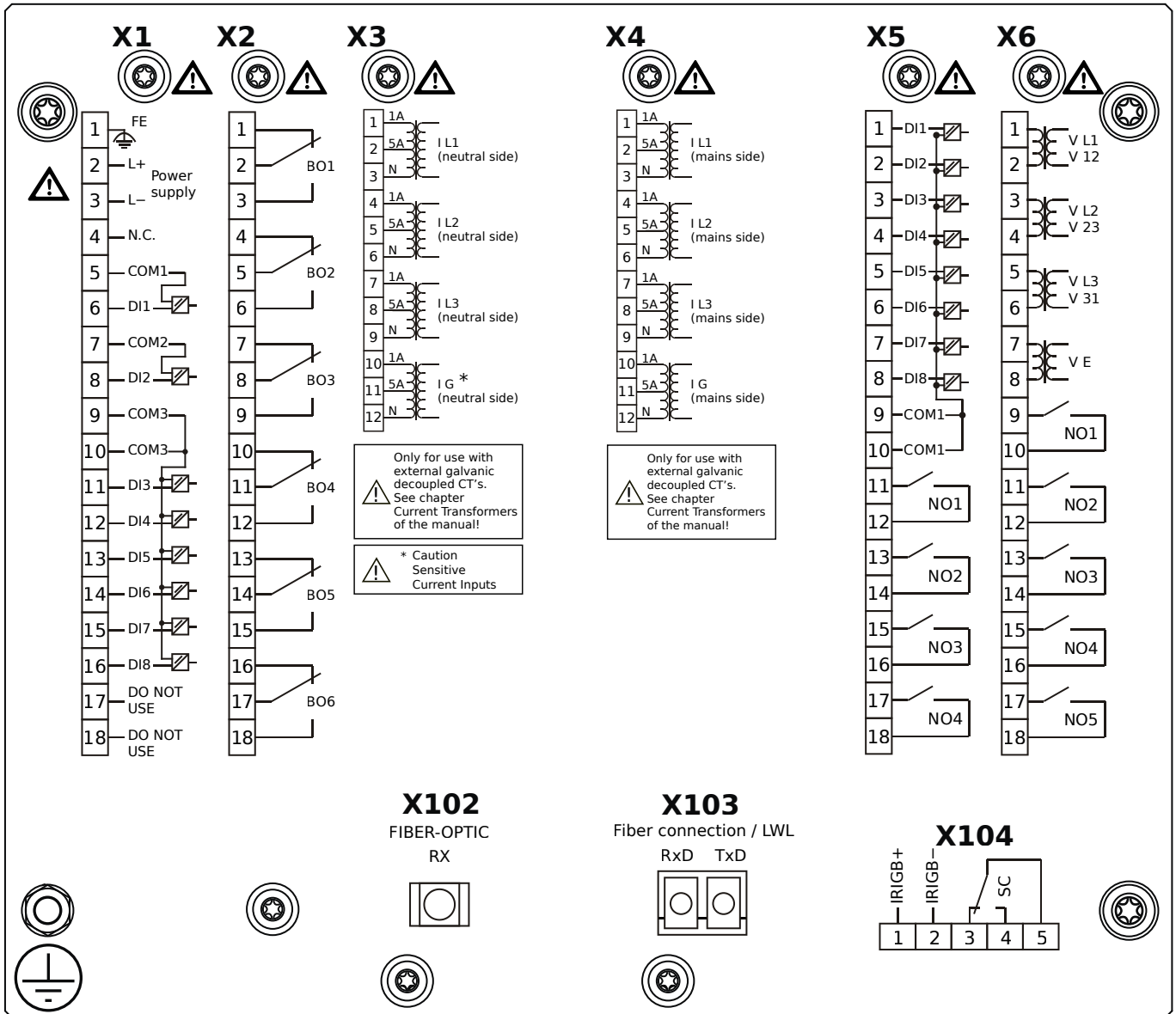
# MCDGV4-2D1BKA



## Housing B2, large display, 19" rack mounting

- X1** – DI8-X1: Wide-range power supply unit, incl. 2 non-grouped digital inputs and 6 grouped digital inputs
- X2** – OR6: Assembly Group with 6 Output Relays
- X3** – TIs: Standard phase current measuring card and sensitive ground current measuring (neutral side of the diff. prot.)
- X4** – TI: Standard current measuring card (for the mains side of the differential protection)
- X5** – DI8-OR4: Assembly Group with 8 Digital Inputs and 4 Output Relays
- X6** – TU-OR5: Voltage measuring assembly group with 5 additional Output Relays (normally open)
- X102** – Universal Resistance-Temperature Detector (URTD) input, Fiber optics interface, Versatile Link
- X103** – IEC 61850 / Modbus TCP / DNP3.0 TCP/UDP, Fiber optics interface, LC Connector
- X104** – IRIG-B00X, incl. System Contact (Supervision Contact)

# MCDGV4-2D1BKB



## Housing B2, large display, 19" rack mounting

+ Conformal Coating (for installations in harsh environment)

**X1** – DI8-X1: Wide-range power supply unit, incl. 2 non-grouped digital inputs and 6 grouped digital inputs

**X2** – OR6: Assembly Group with 6 Output Relays

**X3** – TIs: Standard phase current measuring card and sensitive ground current measuring (neutral side of the diff. prot.)

**X4** – TI: Standard current measuring card (for the mains side of the differential protection)

**X5** – DI8-OR4: Assembly Group with 8 Digital Inputs and 4 Output Relays

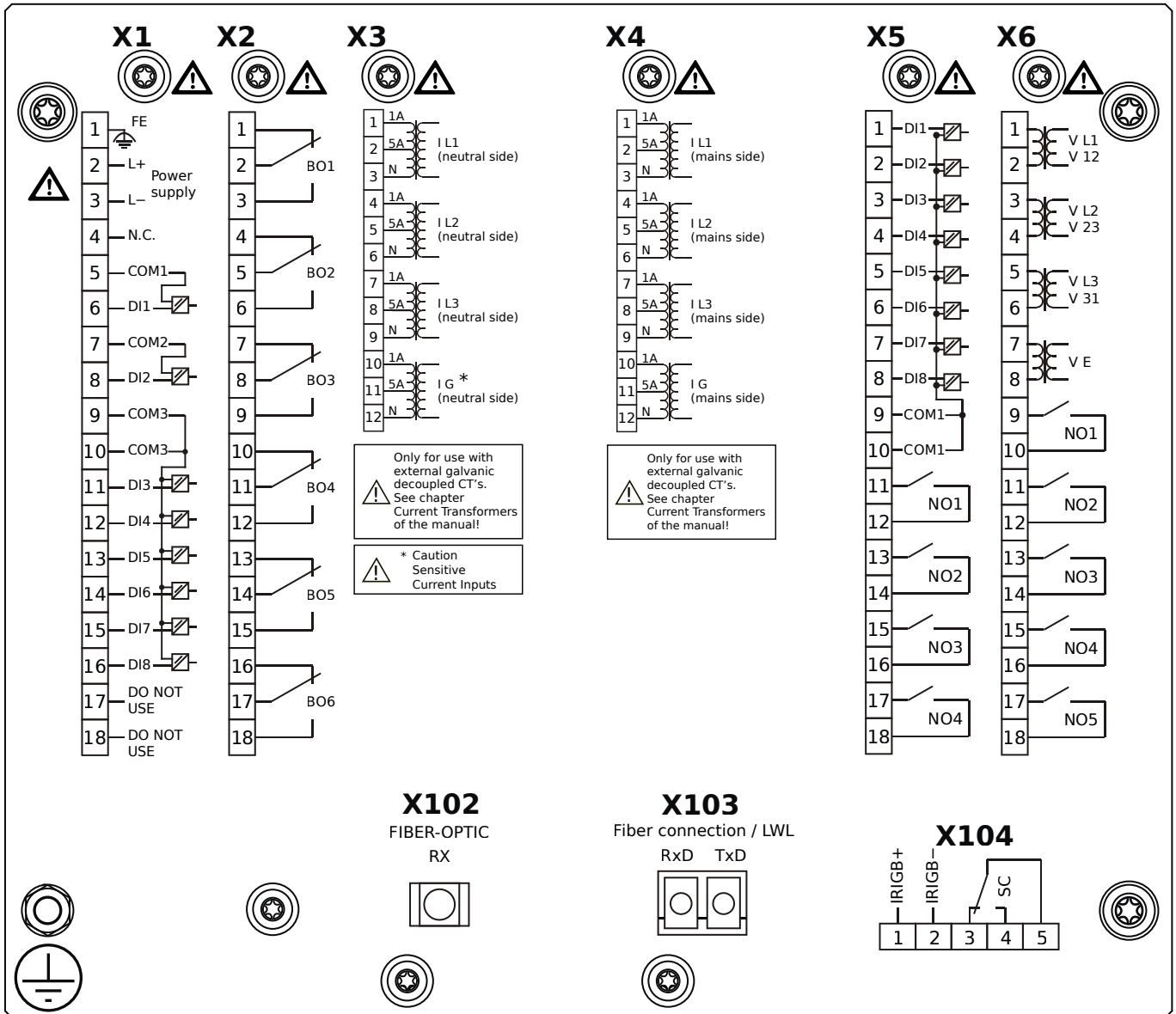
**X6** – TU-OR5: Voltage measuring assembly group with 5 additional Output Relays (normally open)

**X102** – Universal Resistance-Temperature Detector (URTD) input, Fiber optics interface, Versatile Link

**X103** – IEC 61850 / Modbus TCP / DNP3.0 TCP/UDP, Fiber optics interface, LC Connector

**X104** – IRIG-B00X, incl. System Contact (Supervision Contact)

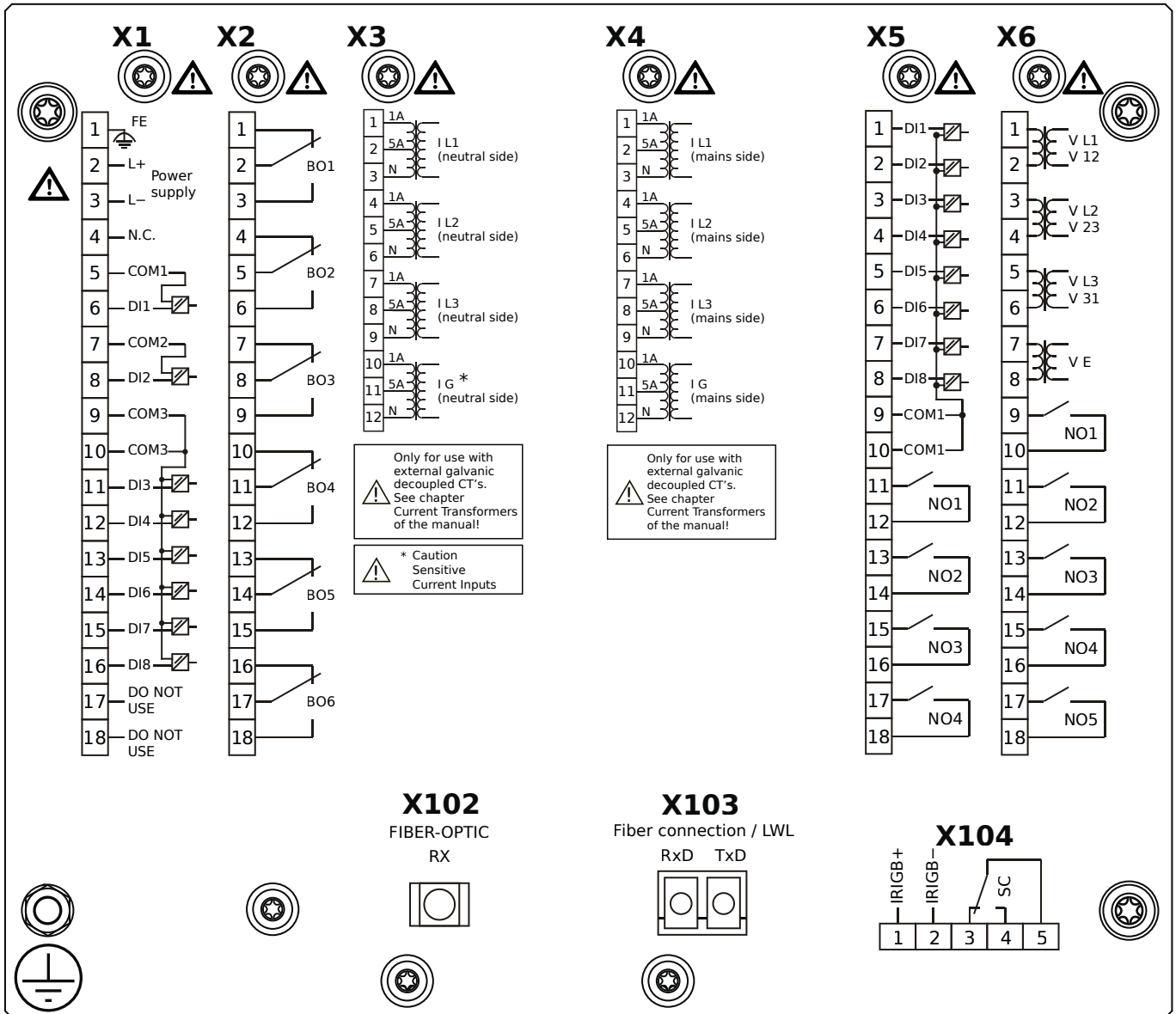
# MCDGV4-2D1BLA



## Housing B2, large display, 19" rack mounting

- X1** – DI8-X1: Wide-range power supply unit, incl. 2 non-grouped digital inputs and 6 grouped digital inputs
- X2** – OR6: Assembly Group with 6 Output Relays
- X3** – TIs: Standard phase current measuring card and sensitive ground current measuring (neutral side of the diff. prot.)
- X4** – TI: Standard current measuring card (for the mains side of the differential protection)
- X5** – DI8-OR4: Assembly Group with 8 Digital Inputs and 4 Output Relays
- X6** – TU-OR5: Voltage measuring assembly group with 5 additional Output Relays (normally open)
- X102** – Universal Resistance-Temperature Detector (URTD) input, Fiber optics interface, Versatile Link
- X103** – Modbus TCP / DNP3.0 TCP/UDP, Fiber optics interface, LC Connector
- X104** – IRIG-B00X, incl. System Contact (Supervision Contact)

# MCDGV4-2D1BLB



## Housing B2, large display, 19" rack mounting

+ Conformal Coating (for installations in harsh environment)

**X1** – DI8-X1: Wide-range power supply unit, incl. 2 non-grouped digital inputs and 6 grouped digital inputs

**X2** – OR6: Assembly Group with 6 Output Relays

**X3** – TIs: Standard phase current measuring card and sensitive ground current measuring (neutral side of the diff. prot.)

**X4** – TI: Standard current measuring card (for the mains side of the differential protection)

**X5** – DI8-OR4: Assembly Group with 8 Digital Inputs and 4 Output Relays

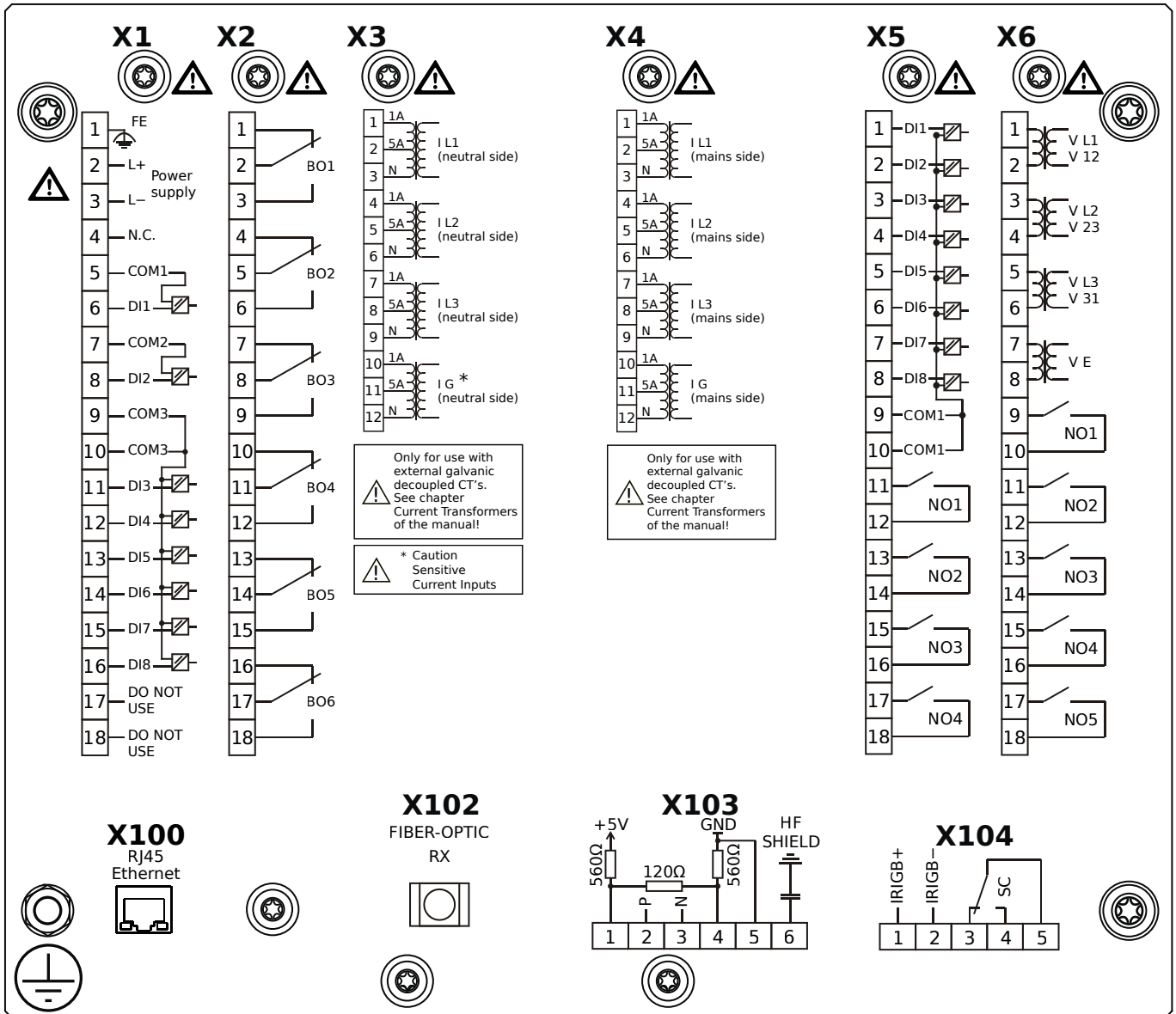
**X6** – TU-OR5: Voltage measuring assembly group with 5 additional Output Relays (normally open)

**X102** – Universal Resistance-Temperature Detector (URTD) input, Fiber optics interface, Versatile Link

**X103** – Modbus TCP / DNP3.0 TCP/UDP, Fiber optics interface, LC Connector

**X104** – IRIG-B00X, incl. System Contact (Supervision Contact)

# MCDGV4-2D1BTA

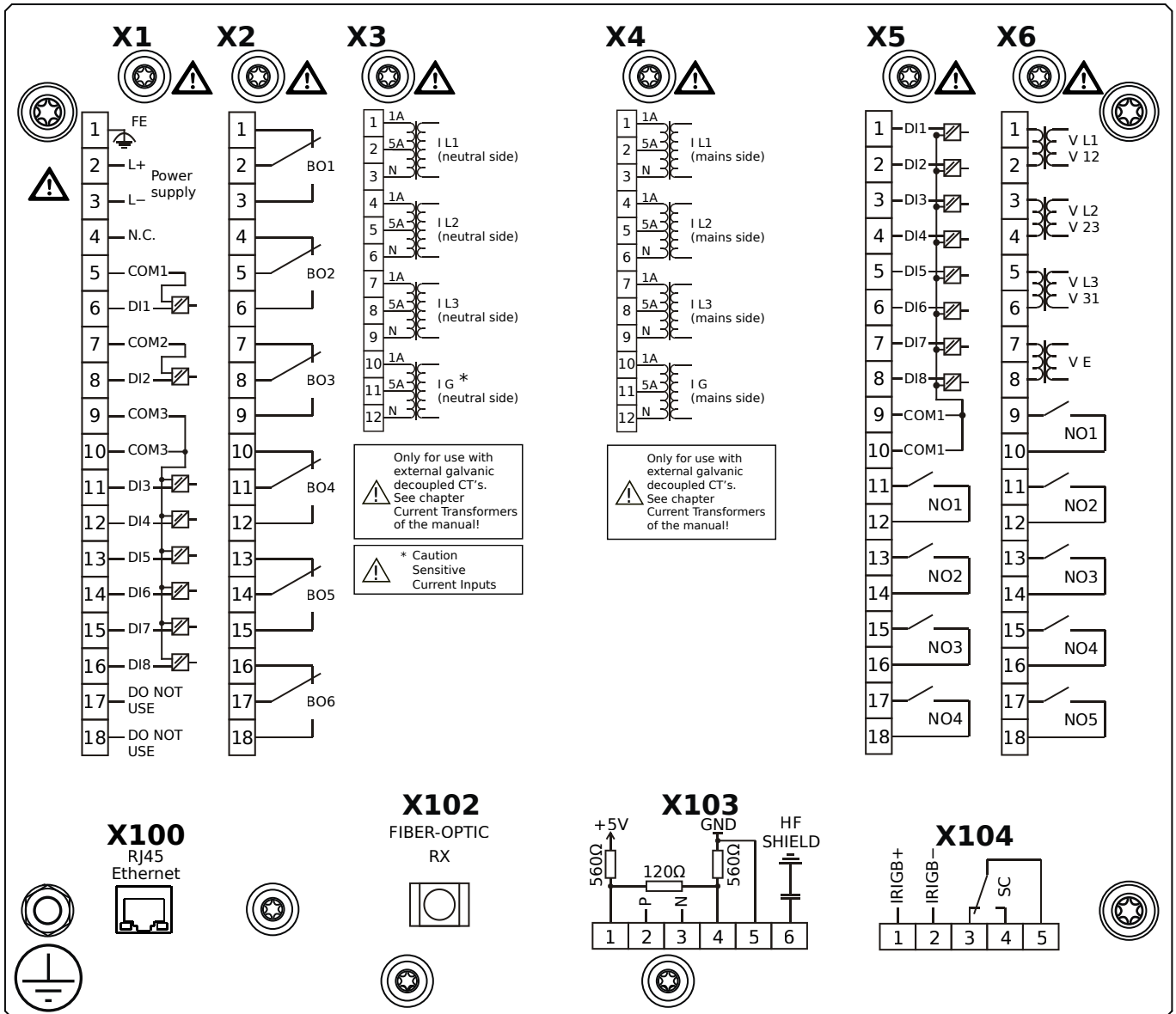


## Housing B2, large display, 19" rack mounting

- X1** – DI8-X1: Wide-range power supply unit, incl. 2 non-grouped digital inputs and 6 grouped digital inputs
- X2** – OR6: Assembly Group with 6 Output Relays
- X3** – TIs: Standard phase current measuring card and sensitive ground current measuring (neutral side of the diff. prot.)
- X4** – TI: Standard current measuring card (for the mains side of the differential protection)
- X5** – DI8-OR4: Assembly Group with 8 Digital Inputs and 4 Output Relays
- X6** – TU-OR5: Voltage measuring assembly group with 5 additional Output Relays (normally open)
- X100** – IEC 61850 / Modbus TCP / DNP3.0 TCP/UDP, Ethernet interface, 100 Mbit/s, RJ45 (BASE100-FX)
- X102** – Universal Resistance-Temperature Detector (URTD) input, Fiber optics interface, Versatile Link
- X103** – IEC 60870-5-103 / Modbus RTU / DNP3.0 RTU, RS485, Terminals
- X104** – I R I G B-00X, incl. System Contact (Supervision Contact)



# MCDGV4-2D1BTB



## Housing B2, large display, 19" rack mounting

+ Conformal Coating (for installations in harsh environment)

- X1** – DI8-X1: Wide-range power supply unit, incl. 2 non-grouped digital inputs and 6 grouped digital inputs
- X2** – OR6: Assembly Group with 6 Output Relays
- X3** – TIs: Standard phase current measuring card and sensitive ground current measuring (neutral side of the diff. prot.)
- X4** – TI: Standard current measuring card (for the mains side of the differential protection)
- X5** – DI8-OR4: Assembly Group with 8 Digital Inputs and 4 Output Relays
- X6** – TU-OR5: Voltage measuring assembly group with 5 additional Output Relays (normally open)
- X100** – IEC 61850 / Modbus TCP / DNP3.0 TCP/UDP, Ethernet interface, 100 Mbit/s, RJ45 (BASE100-FX)
- X102** – Universal Resistance-Temperature Detector (URTD) input, Fiber optics interface, Versatile Link
- X103** – IEC 60870-5-103 / Modbus RTU / DNP3.0 RTU, RS485, Terminals
- X104** – IRIG-B00X, incl. System Contact (Supervision Contact)

## Appendix – Legend

In this legend designations of various device types are listed, e.g. transformer protection, motor protection, generator protection, etc. Therefore it can occur that not every designation actually appears on the wiring diagram of your device.

<b>FE</b>	– Connection of functional earth (see chapter Grounding in the Technical Manual).
<b>Power Supply</b>	– Connection for auxiliary power supply.
<b>IL1</b>	– Phase current input L1 (in some countries designated as IA).
<b>IL2</b>	– Phase current input L2 (in some countries designated as IB).
<b>IL3</b>	– Phase current input L3 (in some countries designated as IC).
<b>IG</b>	– Earth current input.
<b>IL1 W1 ... IL3 W1</b>	– Phase current input L1...L3, winding side 1.
<b>IL1 W2 ... IL3 W2</b>	– Phase current input L1...L3, winding side 2.
<b>IG W1, IG W2</b>	– Earth current input, winding side 1 / 2.
<b>VL1</b>	– Phase-to-neutral voltage L1 (in some countries designated as VA).
<b>VL2</b>	– Phase-to-neutral voltage L2 (in some countries designated as VB).
<b>VL3</b>	– Phase-to-neutral voltage L3 (in some countries designated as VC).
<b>VL12</b>	– Phase-to-phase voltage V12 (in some countries designated as VAB).
<b>VL23</b>	– Phase-to-phase voltage V23 (in some countries designated as VBC).
<b>VL31</b>	– Phase-to-phase voltage V31 (in some countries designated as VCA).
<b>VX</b>	– 4th voltage measuring input for measuring residual voltage or synchro-check.
<b>BO</b>	– Binary output relay.
<b>NO / NC</b>	– Contact output, normally open (Form A) / closed (Form B).
<b>DI</b>	– Digital input.
<b>COM</b>	– Common connection of digital inputs.
<b>Out+, AnOut</b>	– Analog output + (0/4...20 mA or 0...10 V).
<b>In–, AnIn</b>	– Analog input + (0/4...20 mA or 0...10 V).
<b>n.c.</b>	– Not connected.
<b>DO NOT USE</b>	– Do not use. (Caution: Non-usable internal wiring may exist.)
<b>SC</b>	– Self-supervision contact.
<b>HF SHIELD</b>	– Connection cable shield.
<b>Fiber Optics / LWL</b>	– Fiber optic connection.

**High PROTEC**

[www.SEGelectronics.de](http://www.SEGelectronics.de)



SEG Electronics GmbH reserves the right to update any portion of this publication at any time.  
Information provided by SEG Electronics GmbH is believed to be correct and reliable.  
However, SEG Electronics GmbH assumes no responsibility unless otherwise expressly undertaken.



SEG Electronics GmbH  
Krefelder Weg 47 · D-47906 Kempen (Germany)  
Postfach 10 07 55 (P.O.Box) · D-47884 Kempen (Germany)  
Telephone: +49 (0) 21 52 145 1

Internet: [www.segelectronics.de](http://www.segelectronics.de)

Sales

Telephone: +49 (0) 21 52 145 331  
Fax: +49 (0) 21 52 145 354  
Email: [SalesPGD.EMEA@woodward.com](mailto:SalesPGD.EMEA@woodward.com)

Service

Telephone: +49 (0) 21 52 145 600  
Fax: +49 (0) 21 52 145 354  
Email: [industrial.support@woodward.com](mailto:industrial.support@woodward.com)

SEG Electronics GmbH has company-owned plants, subsidiaries, and branches, as well as authorized distributors and other authorized service and sales facilities throughout the world.

Complete address / phone / fax / email information for all locations is available on our website.